



# Office & Speciality Seating

---

Multi-purpose Seating  
Multiple Seating  
Stacking Chairs

**ergoCentric**<sup>®</sup>

---

The science of sitting<sup>™</sup>

# Contract information

## General Services Administration Federal Supply Service Authorized Federal Supply Schedule Price List

Online access to contract ordering information, terms and conditions, up-to-date pricing and the option to create an electronic delivery order is available through GSA Advantage.

Office Furniture  
FSC 71, Part 1  
Contract Number #GS-27F-019GA  
Contract Period: Valid through May 31, 2022

Ergo-Industrial Seating Systems, DBA ergoCentric Seating Systems  
275 Superior Blvd, Mississauga, ON L5T 2L6 Canada  
ergocentric.com/government

Business size: Other than small

- |  |   |
|--|---|
| <p>1a. <b>SPECIAL ITEM NUMBERS (SIN)</b><br/>SIN 711-11 Tables and Accessories<br/>SIN 711-17 Multiple Tables<br/>SIN 711-18 Multi-Purpose Seating<br/>SIN 711-19 Stacking chairs, folding chairs and dollies or trucks designed to support stacking &amp; folding chairs<br/>SIN 71-316 Hospital and Geriatric Chairs</p> <p>1b. <b>LOWEST PRICED MODELS</b><br/>SIN 711-11 – ALO-F21S-QT<br/>SIN 711-17- ALO-TL<br/>SIN 711-18 – SAF-MBR-DT<br/>SIN 711-19 – eco-STACKER<br/>SIN 71-316 – AAHR</p> <p>2. <b>MAXIMUM ORDER LIMITATION</b><br/>SINs 711-11 and 71-316 \$500,000<br/>SINs 711-17, 711-18 and 711-19 \$200,000</p> | <p>3. <b>MINIMUM ORDER:</b><br/>\$100</p> <p>4. <b>GEOGRAPHIC COVERAGE</b><br/>Continental U.S. – 48 Contiguous states</p> <p>5. <b>POINT OF PRODUCTION</b><br/>Mississauga, Ontario, Canada</p> <p>6. <b>PRICING</b><br/>Prices shown are list</p> <p>7. <b>QUANTITY DISCOUNTS</b><br/>1 to 199 Chairs 62% off list<br/>200 + Chairs 62.9% off list<br/>No volume discounts<br/>for Aloe Series or any chairs upholstered in IC Plus Upholstery Solution</p> |
|--|---|

- |   |  |
|---|--|
| <p>8. <b>PAYMENT TERMS</b><br/>Payment terms of Net 30 days</p> <p>9. <b>GOVERNMENT CREDIT CARDS</b><br/>Accepted</p> <p>10. <b>FOREIGN ITEMS</b><br/>None – all products made in Canada</p> <p>11. <b>TIME OF DELIVERY</b><br/>10 to 30 days ARO</p> <p>10. <b>FOB</b><br/>Destination Dock within the continental U.S. Additional charges apply for dock deliveries to Alaska, Hawaii and Puerto Rico. Freight paid to closest land port. Call Head Office for pricing.</p> <p>13. <b>ORDERING ADDRESS</b><br/>275 Superior Blvd., Mississauga, ON Canada L5T 2L6</p> <p>14. <b>PAYMENT ADDRESS</b><br/>275 Superior Blvd., Mississauga, ON Canada L5T 2L6</p> <p>15. <b>WARRANTY</b><br/>ergoCentric's Standard Commercial Warranty applies</p> <p>16. <b>EXPORT PACKING CHARGE</b><br/>Available upon request.<br/>Please call 1-866-438-3746</p> <p>17. <b>TERMS &amp; CONDITIONS OF GOVERNMENT COMMERCIAL CREDIT CARD ACCEPTANCE</b><br/>ergoCentric will accept the government commercial credit card but will not offer any additional discounts</p> <p>18. <b>TERMS &amp; CONDITIONS OF RENTAL, MAINTENANCE &amp; REPAIR</b><br/>N/A</p> | <p>19. <b>TERMS &amp; CONDITIONS OF INSTALLATION</b><br/>N/A</p> <p>20. <b>TERMS &amp; CONDITIONS OF REPAIR</b><br/>Parts indicating date of parts price lists and any discounts from list prices – N/A</p> <p>a) <b>TERMS &amp; CONDITIONS FOR ANY OTHER SERVICES</b><br/>Contact ergoCentric representatives at 1 866 438-3746</p> <p>21. <b>SERVICE &amp; DISTRIBUTION POINTS</b><br/>Contact ergoCentric representatives at 1 866 438-3746</p> <p>22. <b>PARTICIPATING DEALERS</b><br/>N/A</p> <p>24. <b>SPECIAL ATTRIBUTED SUCH AS ENVIRONMENTAL ATTRIBUTES</b><br/>GREENGUARD® Gold and Level Certified</p> <p>25. <b>DATA UNIVERSAL NUMBERING SYSTEM (DUNS)</b><br/>24-859-1489</p> <p>24. <b>ERGOCENTRIC IS REGISTERED IN THE SYSTEM FOR AWARD MANAGEMENT (SAM) DATABASE</b><br/>Commercial and Government Entity Code (CAGE) is 3AP41</p> |
|---|--|

# Table of Contents

About ergoCentric . . . . .	1
The ergoCentric advantage / Customizations . . . . .	2
Glossary of terms . . . . .	3
tCentric Hybrid™ airCentric™ 2 & 2S warranty . . . . .	4
Office lifetime warranty . . . . .	6
Specialty seating warranty . . . . .	7
How to use this price book . . . . .	8

## ergoCentric office seating

tCentric Hybrid Series	
Upholstered Backrest (Office Task, Boardroom, Counter Height) . . . . .	11
All Mesh (Office Task) . . . . .	16
Upholstered Seat (Accent, Office Task, Boardroom, Counter Height) . . . .	19
Guest Chair . . . . .	25
airCentric 2 Series (Office Task, Boardroom) . . . . .	27
geoCentric™ Series (Office Task, Stacker) . . . . .	32
eCentric™ Executive Series (Office Task, Plus Size, Heavy Duty) . . . . .	37
Saffron Series (Office Task) . . . . .	42
myCentric™ Series (Office Task) . . . . .	45
ecoCentric™ Mesh Series (Office Task) . . . . .	47
ecoCentric Stacker . . . . .	51
ecoCentric Student Series . . . . .	53
iCentric™ Stacker . . . . .	55
iCentric™ Mesh Series (Office Task, Boardroom) . . . . .	57
ergoForce . . . . .	62
24Centric . . . . .	66
ergoCentric (Little Person Chair) . . . . .	68

ergoCentric specialty seating

ergoCentric Sit Stand. . . . . 71

3-in-1 Sit Stand. . . . . 72

Ind F Series. . . . . 73

Arms

Height Adjustable. . . . . 75

Height & Swivel Adjustable. . . . . 76

Height & Lateral. . . . . 78

Height, Lateral & Swivel. . . . . 78

Non-Adjustable . . . . . 79

Arm Pad options . . . . . 80

Arm Brackets styles . . . . . 80

Options and parts

Options . . . . . 82

Casters and Glides . . . . . 83

Parts . . . . . 85

# Table of Contents

## OVERVIEW

- 88 Terms and Conditions of Sale
- 89 General Information
- 90 Warranty
- 91 Sustainability
- 92 Specification Guide
- 93 Infection Control with IC Plus
- 94 Anti-Slip Protection with Frixion
- 95 Fabrics & Finishes
- 96 Tables – High Pressure Laminate Finishes
- 97 Important Surface Characteristics Guide
- 98 Zoned Freight Program

## ALOE GUEST & PATIENT

### 102 ALOE PRODUCT FEATURES

- 107 Aloe | Guest
- 107 Aloe | Guest Armless
- 109 Aloe | Patient

## ALOE MULTIPLE SEATING

- 113 Aloe | Pre-Configured Multiple Guest Seating
- 118 Aloe | Multiple Seating Instructions
- 120 Aloe | Multiple Guest Seating Start, Middle & End Units

## ALOE LINKING TABLES

- 130 Aloe | Linking Tables
- 131 Aloe | Linking Table Configurations
- 133 Aloe | Free Standing Tables

## ALOE SLEEPER CHAIRS

- 135 Aloe | Sleeper Chairs

## MEDICAL STOOLS

- 139 Medical Stools | Quick Guide

### 141 THE ULTIMATE MEDICAL STOOL FEATURES

- 142 Stools | The Ultimate Medical Stool
- 143 Stools | Bariatric Heavy Duty Stool

# Table of Contents *(CONTINUED)*

## ACCESSORIES

### 145 HAND HYGIENE UTILITY SHELF

## OPTIONS

- 148 Options | Casters and Glides
- 149 Options | Arms
- 151 Options | Arm Pads
- 152 Options | Controls

# About ergoCentric

ergoCentric's mission is to design and manufacture the best ergonomic seating in the world. This mission is supported by two guiding principles, the assurance that the task chair properly fits the individual using it, and by ensuring the lowest possible cost of ownership over the full life of the chair.

Many of our adjustment features are unique to ergoCentric and were created in response to our customers' needs. Available adjustment features include back height, lumbar depth, back angle, seat height, seat angle, seat depth and tension adjustments, highly adjustable arms and headrest.

## We're here to help

We strive to maintain complete customer satisfaction and to accomplish this we aim to develop useful tools to help everyone who selects and uses our products. [ergoCentric.com](http://ergoCentric.com), contains many updated tools to keep you fully informed about our product details, adjustment videos, finish selections and much more.

Our Inside Sales team are available Monday through Friday to assist you. If you have any questions about navigating this book or what best suits your environment, please contact us [1 866 GET ERGO](tel:1866GETERGO) or [orders@ergocentric.com](mailto:orders@ergocentric.com)

## Committed to quality designs and environmental protection

### Responsible manufacturing

ergoCentric has received GREENGUARD® Gold certification for indoor air quality for our chair series, the most stringent emissions criteria for office furniture products. ergoCentric's commitment to environmental protection is a natural product of our concerns for workplace health and safety. As a result, we have earned the ISO 14001 international standard for environmental management systems.

ergoCentric has also achieved the BIFMA e3 Furniture Sustainability Standard. e3 considers how sustainable a product is from multiple perspectives, including the company's social actions, energy usage, material selection and human and ecosystem impacts.

### Quality assurance

All ergoCentric seating is tested to meet or surpass North American quality standards and we are ISO 9001 certified.



# The ergoCentric advantage

## Unique serial number system

Every chair manufactured or distributed by ergoCentric has its own serial number affixed under the seat and that number is entered into our database, noting the specifications of the chair, as well as any customizations. This system allows you to easily manage your facility, and makes reordering chairs and parts simple, while allowing us to quickly attend to any required warranty work.



**ergoCentric**

SEATING SYSTEMS  
1-866-438-3746

**Serial# 365879**

## Customizations

Organizations tend to choose one style of series of chairs for their workplace providing them with a uniform look. Because of our modular approach to design and manufacturing, ergoCentric can accommodate an individual's specific need, while allowing you to maintain a uniformed look. We also take it one step further and offer customizations, fitting 100% of your increasingly diverse workforce.

### Our typical customizations:

1. Shorten and/or reduce the width of any seat size. (Not available with Tailored Seat (TS) option, List price: \$92; List price: \$46 for second cut)
2. Shorten and/or reduce the width of our backs. (List price: \$92; List price: \$46 for second cut)
3. Add foam to modify the shape or softness of our seats and backs. (Call Customer Service for quote on seats. (List price: Mid-Back \$57; Tall-Back \$63; High Back \$114; Extra High Back \$171)
4. Cut out the back center of our seats to remove pressure from the base of the spine. (List price: Coccyx cut out \$54)
5. Inside Sealed Seams (Call Customer Service for quote)
6. Install single curve backrests to accommodate individuals with scoliosis, spinal fusions and other conditions that do not benefit from Lumbar support (List price: N/C)
7. Modify the size of upholstered arm caps to accommodate individual needs. (List price: \$92)
8. Lower our standard arm height adjustment range by 1". (List price: \$32)
9. Increase the size or softness of our neck support on our extra high back chair. (List price: \$92)
10. Reposition the armrest forward or backward on the seat. (List price: \$92)

# Glossary of terms

<b>COM</b>	Customers Own Material.
<b>Leather</b>	All leather (indicates high quality leather is used throughout).
<b>Leather Match</b>	Leather and vinyl (indicates high quality leather on all critical surfaces of the chair with leather match vinyl on non-wearing surfaces).
<b>Memory Foam</b>	Also known as energy absorbing foam. Foam molds to a person's shape and returns to its original shape when not in use.
<b>Memory Gas Column</b>	Cylinder returns to home position when seat is not occupied.
<b>Standard Foam</b>	High resilient foam (HR).
<b>Triple Density Foam</b>	3 layers of foam (dense foam on wood bottom, 1 layer of molded foam cushion middle, 1 layer of visco foam).
<b>IC Plus™ Upholstery</b>	IC Plus™ Upholstery Solution is tough against high traffic abuse that furniture takes in today's healthcare facilities. IC Plus™ offers an abrasion rating of 1,000,000 double rubs. It is PVC-free, latex free and is guaranteed not to crack, puncture or tear for 10 years. IC Plus™ offers superior cleanability, standing up to all cleaning agents including, but not limited to, Rescue, bleach, CaviCide, Wex-Cide, and Virox 5. This allows cleaning staff to efficiently and effectively remove pathogens from the surface of the chair. Proprietary to ergoCentric, IC Plus™ Upholstery Solution is non-porous and seamless, making microbial growth virtually non-existent. The tough upholstery is strong enough to stand up to any hospital grade cleaner or disinfectant and has been tested to be 750% more resistant to puncturing and 1,000% more resistant to tearing than common hospital grade vinyl.
<b>N/C</b>	No Charge
<b>N/A</b>	Not Applicable
<b>Incl.</b>	Included

## Dual seat height adjustment system

The ergoCentric pneumatic dual height adjustment system provides ultimate flexibility in seat height ranges for industrial chairs, stools and upholstered sit stands.

1. Collar is positioned on pneumatic cylinder canister at appropriate level for general height or workstation.
2. Pneumatic is placed in the hub of the base and maintains position by friction fit around the collar. (Pictured in position for low level workstations.)
3. Collar can be re-positioned for virtually any height of workstation. (Pictured in position for high workstations.)
4. "Fine tuning" of seat height is performed by individual operator. The touch of a level allows another 7 ½" of height adjustability.



# tCentric Hybrid™ and airCentric™ 2 & 2S warranty

## 12 years, 3 shifts, labour included

Our warranty covers everything – including casters, pneumatic cylinders, arms, foam and all moving mechanisms.

At ergoCentric, we are committed to improving the health and productivity of your valued employees at the lowest total cost of ownership.

All tCentric Hybrid, airCentric 2 and airCentric 2S seating are backed by our 12 year, 3 shift warranty, except as limited or described below.

## ergoCentric materials

### 10 years

ergoCentric Approved fabrics. (exceptions covered under 12-year warranty include: tCentric Hybrid mesh.)

## Other manufacturers' products

ergoCentric does not warrant customer's own fabrics but will pass through to the original purchaser any warranty supplied by the fabric manufacturers to the extent possible.



## Provisions that apply to all tCentric Hybrid, airCentric 2 and airCentric 2S seating and services:

ergoCentric® warrants the tCentric Hybrid, airCentric 2 and airCentric 2S seating to be free from defects in material and workmanship, regardless of the number of shifts during which the products are used, for the warranty periods specified above for users weighing up to 350 pounds. The tCentric Hybrid, airCentric 2 and airCentric 2S Counter Height is warranted for 280 pounds and 24/7 use.

During the applicable warranty period, ergoCentric, as its sole obligation, will repair or replace (at its option) any product, part, or component covered by this warranty and sold after the effective date of this warranty, which fails under normal use as a result of a defect in material or workmanship. ergoCentric will repair or replace the aforementioned product, part, or component with a comparable product, part, or component.

This warranty extends only to the original purchasers who acquire new product from ergoCentric, its subsidiaries, or its authorized resellers. Any product, part, or component must have been used according to ergoCentric's published instructions and installed and maintained by an ergoCentric factory-trained technician or an authorized ergoCentric dealer installer. If these requirements are met, warranty coverage will be extended. Any misuse, abuse, or modification to the original product voids the warranty. ergoCentric does not warrant the performance of the product when used in combination with other than original ergoCentric product.

Limited warranty only covers ergoCentric provided products, components, and related repair work performed by ergoCentric authorized dealers.

The warranty period starts from the date of purchase.

This document inclusively describes all of the warranties given and remedies available with respect to the company's products and services. ergoCentric and its subsidiaries disclaim any other warranty whether express or implied, statutory or otherwise, in relation to the products.

### ergoCentric does not warrant:

- changes in surface finishes, including colorfastness, due to aging, exposure to light or direct sunlight
- marks, scars, or wrinkles occurring naturally in leather
- failure resulting from normal wear and tear
- pilling of textiles
- matching of colors, grains, or textures of natural materials
- colorfastness or the matching of colors of textiles or surface finishes, including an exact match to cuttings, samples, or swatch cards
- damage or marking of materials or abrading of textiles over time caused by sharp or foreign objects
- discoloration of textiles and surface materials due to soiling, stains, or dye transfer from clothing, including denim

ergoCentric tests Customer's Own Material (COM) and other customer-supplied items for manufacturing quality only and does not provide any warranty with regard to these materials.

ergoCentric does not warrant products that are exposed to extreme environmental conditions or that have been subject to improper storage.

To the extent allowed by law, any implied warranties, including any warranty of merchantability or fitness for a particular purpose, are disclaimed and to the extent they are legally required, are limited in duration to the duration of this written warranty.

ergoCentric shall not be liable for loss of time, inconvenience, commercial loss, or incidental or consequential damages.

**Applies in US only:** Some states do not allow limitations on how long an implied warranty lasts or do not allow the exclusion or limitation of incidental or consequential damages, so the limitations or exclusions in the two preceding paragraphs may not apply. This warranty gives the purchaser specific legal rights; however, the purchaser may also have other rights that may vary from state to state.

**Applies outside US:** Except as stated above, ergoCentric will not be liable for any loss or damage (including costs) however caused, whether direct or consequential, incurred or suffered by the purchaser or any third party in respect of the products, but nothing contained herein will or will be considered to exclude or restrict any liability on ergoCentric's part for death or personal injury resulting from negligence.



# Office lifetime warranty

ergoCentric Seating Systems hereby warrants all of its Office & Specialty Seating products (see separate tCentric Hybrid™ warranty) against defects and functional failure of materials including the pneumatic lift, for as long as the chair is in use by the original purchaser, with the following exceptions: the Mechanisms, arms, foam and fabrics part of the ergoCentric Approved fabrics program are warranted for ten years from the date of purchase. The iCentric™ Mesh backrest structure and iCentric Mesh upholstery, CORE vinyl, Spirit Millennium vinyl, Canter EPU, Beeline EPU and Frixion healthcare upholstery material are warranted for five years from the date of purchase. These warranties shall not apply to any products which must be replaced because of normal wear and tear, negligence, abuse or accident, shipping damage, or product use other than in accordance with written instructions and warnings. ergoCentric makes no warranty that any of its products are suitable for any particular purpose and makes no other warranties, expressed or implied, other than those set forth herein. In no event shall ergoCentric be liable in either tort or contract for any loss or direct, special, incidental, consequential or exemplary damages.

This warranty is based on an eight hour work day only for users weighing up to 300 lbs (136 kgs) for the following series: airCentric™, geoCentric™, myCentric™, eCentric™, eCentric Executive, ergoForce™, iCentric Stacker and for users weighing up to 280 lbs (127 kgs) for the following series: Saffron R, Saffron, ecoCentric™ Mesh, ecoCentric, ecoCentric II, ecoCentric III, iCentric, iCentric Mesh, Upholstered and 3-in-1 Sit Stands, Starbase, Scooter and ergo Saddle Stools.

## Plus Size, Heavy Duty, 24 Hour Seating, Bariatric

The mechanisms, arms, foam and fabric are warranted for five years from the date of purchase. The Plus Size seating warranty is valid for users weighing up to 350 lbs. The eCentric Executive Heavy Duty seating warranty is valid for users weighing up to 400 lbs. For all 24 Hour seating, the warranty is valid for continuous use multi-shift operations for users weighing up to 300 lbs. The Bariatric Task chair warranty is valid for users weighing up to 500 lbs. The Bariatric Guest Chairs are warranted up to the following weights: 21" (350 lbs), 24" (450 lbs), 30" (750 lbs).

## Warranty claims

ergoCentric will repair or replace any product or materials, covered by this warranty, found to be defective or inferior within the warranted period. This warranty includes the cost of labor and shipping. Claims are to be made directly to ergoCentric or to the authorized dealer from whom the chairs were purchased. Product or materials for which a claim has been made, must be made available for inspection by an authorized ergoCentric representative.

## Limit of warranty

These manufacturer's warranties shall be valid only during the term of these warranties; and while the products herein warranted are in the possession of the original purchaser. The original purchaser shall mean the party which first purchased the products for its

# Specialty seating warranty

ergoCentric Seating Systems hereby warrants all of its industrial seating products against defects and functional failure of materials, for five years from the date of purchase. These warranties shall not apply to any products, which must be replaced because of normal wear and tear, negligence, abuse or accident, shipping damage, or product use other than in accordance with written instructions and warnings. ergoCentric makes no warranty that any of its products are suitable for any particular purpose and makes no other warranties, expressed or implied, other than those set forth herein. In no event shall ergoCentric be liable in either tort or contract for any loss or direct, special, incidental, consequential or exemplary damages. This warranty is based on an eight hour work day for users weighing up to 280 lbs. The Sleeper Chairs (30") are warranted for 750 lbs for the frame, arms, foam and fabric. 5 years for the vinyl, PVC-free upholstery (With the exception of Silica).

ergoCentric will repair or replace any product or materials, covered by this warranty, found to be defective or inferior within the warranted period. This warranty includes the cost of labor and shipping. Claims are to be made directly to ergoCentric or to the authorized dealer from whom the chairs were purchased. Product or materials for which a claim has been made, must be made available for inspection by an authorized ergoCentric representative.

## Limit of warranty

These manufacturer's warranties shall be valid only during the term of these warranties; and while the products herein warranted are in the possession of the original purchaser. The original purchaser shall mean the party which first purchased the products for its own use whether from ergoCentric or an authorized ergoCentric dealer.

## Warranty claims

### OFFICE SEATING

#### LIFETIME\*

- Original purchaser
- Defects and functional failure of materials up to a weight of 300 lbs for the following series: geoCentric, myCentric, eCentric, eCentric Executive, ergoForce, iCentric Stacker
- Defects and functional failure of materials up to a weight of 280 lbs for the following series: Saffron R, Saffron, ecoCentric Mesh, ecoCentric, ecoCentric II, ecoCentric III, iCentric, iCentric Mesh, Upholstered and 3-in-1 Sit Stands, Starbase, Scooter and ergo Saddle Stools

#### 10 YEARS\*

- Mechanisms, arms, foam, ergoCentric Approved fabrics

#### 5 YEARS\*

- Plus Size seating up to a weight of 350 lbs
- 24 Hour seating for multi-shift workers up to a weight of 300 lbs
- eCentric Executive Heavy Duty seating up to a weight of 400 lbs
- Bariatric Task Chair up to a weight of 500 lbs
- Bariatric Guest Chairs are warranted up to the following weights: 21" (350 lbs), 24" (450 lbs), 30" (750 lbs).
- Bariatric Heavy Duty Stools are warranted up to the following weights: 350 (350 lbs) and 500 (500 lbs)
- iCentric Mesh backrest structure and iCentric Mesh upholstery, CORE vinyl, Spirit Millennium vinyl, Canter EPU, Beeline EPU and Friction healthcare upholstery material

\*Includes labor costs

### FACTORY/INDUSTRIAL

#### 5 YEARS\*

- Original purchaser
- Defects and functional failure of materials up to a weight of 280 lbs
- Mechanisms, arms, foam

#### 10 YEARS\*

- Ergo F and Ergo 2F
- IC Plus™ : Cracking, punctures and tears and use of Rescue, Virox 5, Cavicide, Wex-Cide and bleach cleaning agents when used in accordance with the cleaning agents' labeled instructions.

\*Includes labour costs

# How to use this price book

The following page is a typical example of the seating specifications you will find throughout this price book. In the top header bar of each table, you will find the chair model code. In this example, the *geoCentric Multi Tilt Series* is illustrated.

TABLE	DESCRIPTION
1 List Price	List prices for fabric, leather, and COM grades are listed.
2 Standard Specifications	Standard features are listed. The dot (•) symbol indicates that feature is available for the respective chair model.
3 Options	Options are listed by category (e.g., seat) for each chair model. <ul style="list-style-type: none"> <li>A The upcharge column lists the additional list prices for each available option. "N/C" indicates <i>No Charge</i></li> <li>B Columns with a model code heading (geo-MB-MT, geo-TB-MT, geo-XTB-MT, geo-XHB-MT) indicate if the option is available for the respective chair model.               <ul style="list-style-type: none"> <li>• The dot (•) symbol means the option is available.</li> <li>• "N/A" indicates the option is not available.</li> <li>• "incl." means the option is already included as part of the chair model's standard features.</li> </ul> </li> </ul>
4 Arm Options	Shows the most popular arm options for the chair model. Arm option specifications and additional arm options are available on pages 69-74.

For this example, the geo-MB-MT model has been chosen and the selected options highlighted. This specific chair is upholstered in Open House Onyx, a Grade 1 fabric chosen from a sample fabric card. The 4" Adjustable T-Arm with Oval Tube arm pads, has been selected from page 103.

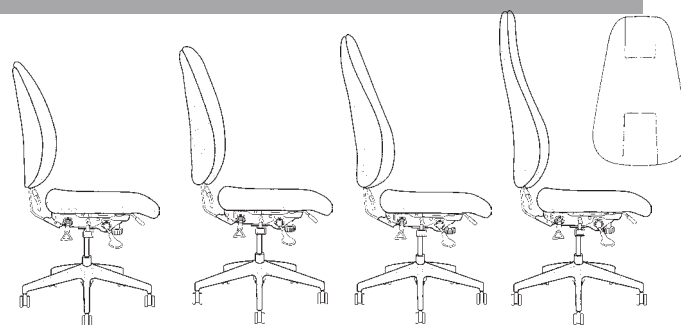
LIST PRICE			
Model	geo-MB-MT		
Grade 1 Textile	Open House Onyx	\$780	1 2
Energy Absorbant Memory Foam Seat	EA	\$56	3
80 mm Pneumatic Lift	80mm	N/C	A B
Dual Wheel Urethane Casters	UC	\$34	
4" Adjustable T-Arm	4ATAOT	\$196	4
Total List Price		\$1,066	

This chair is a: **geo-MB-MT-OpenHouseOnyx-EA-80mm-UC-4ATAOT**

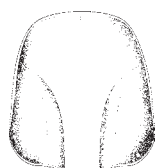
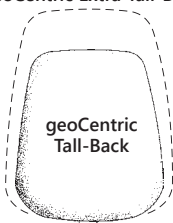
# geoCentric™

## Multi Tilt Series

SIN# 33721



### geoCentric Extra Tall-Back



Plastic  
Back Cap  
PBCMBF

Standard on vinyl and PVC Free (vinyl like) upholsteries. Ideal for extra durability and cleanability.

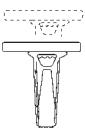
### RECOMMENDED ARMS



4" Adjustable  
T-Arm  
4ATAOT \$196



3" Oval Tube  
Adjustable  
T-Arm  
3ATAOT \$127



4" Adjustable  
Swivel Arm  
SWV \$293

For specifications, illustrations and additional arm options, see pages 83-88.

### SEAT SIZE OPTIONS

**Extra Small XSS** \$56  
(17 ½" w x 15 ½" d)

**Small SS** N/C  
(18 ½" w x 17" d)

**Plus Size PS** \$56  
(22" w x 19" d)

**Extra Long XLS** \$56  
(20" w x 21" d)

**Extra Deep XPS** \$56  
(22" w x 21" d)

For graded in upholstery choices see page 95.

LIST PRICE	List Price	geo-MB-MT	geo-TB-MT	geo-XTB-MT	geo-XHB-MT		
	• Grade 1/COM (yd)	\$780 (1 ½)	\$799 (2)	\$877 (2)	\$988 (2 ½)		
	• Grade 2	\$805	\$826	\$907	\$1,022		
	• Grade 3	\$822	\$842	\$929	\$1,045		
	• Grade 4	\$837	\$857	\$950	\$1,068		
	• Grade 5	\$853	\$873	\$970	\$1,092		
	• Leather Match	\$1,010	\$1,031	\$1,149	\$1,275		
	• Leather	\$1,158	\$1,177	\$1,317	\$1,449		
• Plastic Back Cap Standard with Vinyl, PVC-free (vinyl-like) Upholsteries	(\$13)	N/A	N/A	N/A			
STANDARD SPECIFICATIONS	Backrest	geo-MB-MT	geo-TB-MT	geo-XTB-MT	geo-XHB-MT		
	• 5" Patented back height adjustment system	•	•	•	•		
	• Fully upholstered dual curve backrest	17"w x 19"h	17"w x 21"h	19"w x 25"h	19"w x 34"h		
	Seat						
	• Dual density molded polyurethane foam	•	•	•	•		
	• Eight ply hardwood seat structure	•	•	•	•		
	• Tailored upholstery on seat pan*	20"w x 19"d	20"w x 19"d	20"w x 19"d	20"w x 19"d		
	Multi Tilt Mechanism						
	• Infinite lock free float	•	•	•	•		
	• Back angle adjustment	•	•	•	•		
• Adjustable spring tension	•	•	•	•			
• Infinite forward tilt lock out	•	•	•	•			
• 2 ½" Depth adjustable seat slider	•	•	•	•			
2	Pneumatic Lift (seat height)						
	• 125 mmLT pneumatic lift (16" - 20 ½")	•	•	•	•		
	Base						
	• 26" Glass reinforced nylon mid-profile base	•	•	•	•		
	• 5 Dual wheel nylon casters	•	•	•	•		
Measurements							
• Boxed weight/size	49 lbs/6.7 cu.ft	52 lbs/10 ¾ cu.ft	56 lbs/11.7 cu.ft	60 lbs/11.7 cu.ft			
OPTIONS	Seat	3	Upcharge	geo-MB-MT	geo-TB-MT	geo-XTB-MT	geo-XHB-MT
	• Energy absorbant memory foam	EA	\$56	•	•	•	•
	• Triple density foam	TDF	\$46	•	•	•	•
	(adds ¼" to seat width & depth)						
	• Non-tailored seat pan	NTS	N/C				
	Base/Glides/Casters						
	• 26" Polished aluminum mid-profile base	PMB	\$122	•	•	•	•
	• Chrome accent casters	CAC	\$68	•	•	•	•
	• Dual wheel urethane casters	UC	\$34	•	•	•	•
	• Single wheel nylon casters	SW	\$45	•	•	•	•
	• Single wheel urethane casters	SWU	\$49	•	•	•	•
	• 2 ¼" Glides	2G	N/C	•	•	•	•
	Lifts (seat height)						
	• 70 mm pneumatic lift (15 ½" - 18 ¾")	70MM	N/C	•	•	•	•
	• 80 mm pneumatic lift (16 ¾" - 19 ¾")	80MM	N/C	•	•	•	•
• 100 mm pneumatic lift (16 ¾" - 20 ¾")	100MM	N/C	•	•	•	•	
• 140 mm pneumatic lift (18" - 23 ¾")	140MM	N/C	•	•	•	•	
Additional Options							
• Air lumbar	AL	\$115	•	•	•	•	
• Air thoracic ▲	AT	\$138	•	•	•	•	
• Air thoracic and air lumbar ▲	ATL	\$227	N/A	•	•	•	
• Adjustable headrest *	AHR	\$286	•	•	•	N/A	
• Thoracic back support	THB	\$56	•	•	•	N/A	
• Plastic back cap - fabric	PBCMBF	N/C	•	N/A	N/A	N/A	
• Neck support	NNS	\$56	N/A	N/A	N/A	•	
• 24 Hour Multi Tilt Mechanism **	24MT	\$237	•	•	•	•	

▲ Air Thoracic option is unavailable with the pull through design on the geoCentric Extra High Back.  
\*\* Warranted for 24 hour use up to a weight of 300 lbs.

♦ Standard on fabric upholstery. Only available on vinyl upholstery by request with a \$15 upcharge.  
\* Uses the fabric Nytek (in black). Vinyl upholstery is not permitted.



myCentric™



airCentric™ 2



tCentric Hybrid™

# OFFICE SEATING

# tCentric Hybrid™

The first mesh office chair that can be called ergoCentric.

The tCentric Hybrid with Airless Cushion Technology™ combines the best attributes of the leading mesh chair with the industry leading benefits of ergoCentric's fully ergonomic upholstered chairs.

You no longer have to choose between the sleek appearance and breathability of a mesh chair and great ergonomics.

Now you can simply choose the tCentric Hybrid.



tCentric Hybrid with Airless Cushion Technology™



Optional Upholstered Seat



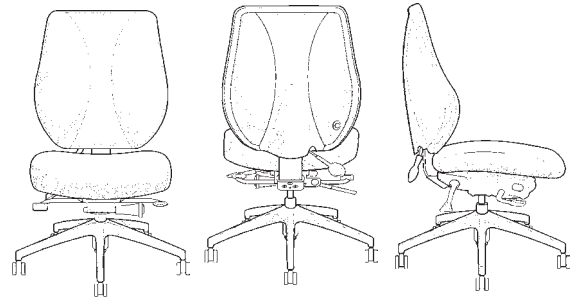
tCentric Hybrid with Upholstered Backrest and Seat

# tCentric Hybrid™

## Upholstered Backrest

### Synchro Glide Series

SIN# 33721



## RECOMMENDED ARMS



## tCentric Armrest

## Height &amp; Lateral Adjustable

Midnight Black	Light Gray
TCL \$298	TCLG \$309

## Height &amp; Swivel Adjustable

Midnight Black	Light Gray
TC360 \$298	TC360G \$309

## Height, Lateral &amp; Swivel Adjustable

Midnight Black	Light Gray
TCL360 \$322	TCL360G \$332

For specifications and illustrations of the tCentric armrest, see pages 83-88.

## SEAT SIZE OPTIONS

**Extra Small XSS** \$56  
(17 ½" w x 15 ½" d)

**Small SS** N/C  
(18 ½" w x 17" d)

**Plus Size PS** \$56  
(22" w x 19" d)

**Extra Long XLS** \$56  
(20" w x 21" d)

**Extra Deep XPS** \$56  
(22" w x 21" d)

For graded in upholstery choices see page 95.

LIST PRICE	List Price	Midnight Black t-MBUP-SG	Light Gray t-LGUP-SGG
	• Grade 1/COM (yd)	\$846	\$866
	• Grade 2	\$861	\$882
	• Grade 3	\$878	\$896
	• Grade 4	\$893	\$912
	• Grade 5	\$908	\$928
	• Leather	\$1,119	\$1,132

STANDARD SPECIFICATIONS	Backrest	19" w x 25"h	19" w x 25"h
	• Front upholstered dual curve backrest	•	•
	• 5" Patented back height adjustment system	•	•
	• Solid Back Cap (Midnight Black)	N/A	N/A
	• Solid Back Cap (Light Gray)	•	•
	• Air Lumbar (pump)	•	•
	Seat	20" w x 19" d	
	• Dual density molded polyurethane foam	•	•
	• Eight ply hardwood seat structure	•	•
	• Tailored upholstery on seat pan*	•	•
	Synchro Glide Mechanism	•	•
	• Seat tilt lock out	•	•
	• Free float	•	•
	• Independent back angle adjustment	•	•
	• Synchro 2:1 ratio	•	•
	• Adjustable spring tension	•	•
	• 2 ½" Depth adjustable seat slider	•	•
	Pneumatic Lift (seat height)	•	N/A
	• 125 mmLT midnight black pneumatic lift (16 ¾" - 21 ¼")	N/A	•
	• 125 mmLT light gray pneumatic lift (16 ¾" - 21 ¼")	•	•
	Base	•	N/A
	• Midnight Black 26" Glass reinforced nylon high profile base	N/A	•
	• Light Gray 26" Glass reinforced nylon high profile base	•	•
	• 5 Dual wheel nylon casters 2	•	•
	Measurements	56 lbs/11.7 cu.ft	
	• Boxed weight/size		

OPTIONS	Seat		Upcharge	
	• Energy Absorbant Memory Foam	EA	\$56	
	• Triple Density Foam (adds ¼" to seat width & depth)	TDF	\$46	
	• Non-tailored seat pan	NTS	N/C	
	Base / Glides / Casters		Upcharge	
	• 26" Polished aluminum high profile base	26PHB	\$122	
	• Chrome accent casters	CAC	\$68	
	• Dual wheel urethane caster 2	UC2	\$34	
	Lifts (seat height)	Upcharge	Midnight Black	Light Gray
	• 70 mm pneumatic lift (16 ½" - 19 ¼") +	N/C	70MM	G80MM
• 80 mm pneumatic lift (17 ¼" - 20 ¼") +	N/C	80MM	G80MM	
• 100 mm pneumatic lift (17 ½" - 21 ½")	N/C	100MM	G100MM	
• 140 mm pneumatic lift (18 ¾" - 24")	N/C	140MM	G140MM	
• 100 mm chrome pneumatic lift (17 ½" - 21 ½")	\$29	100MMCH		
• 125 mm chrome pneumatic lift (18" - 22 ½")	\$29	125MMCH		
• 140 mm chrome pneumatic lift (18 ¾" - 24")	\$29	140MMCH		
Additional Options (upholstered in Nytek)		Upcharge	Midnight Black	Light Gray
• Midnight Black Tailored adjustable headrest*		\$286	AHR	-
• Light Gray Tailored adjustable headrest*		\$310	-	AHRG

Note: Mixing of Midnight Black and Light Gray components is not an option.

\* Standard on fabric upholstery. Only available on vinyl upholstery by request with a \$15 upcharge.

\* Black framed chairs use the fabric Nytek (in black). Gray framed chairs use Light Gray. Vinyl upholstery is not permitted.

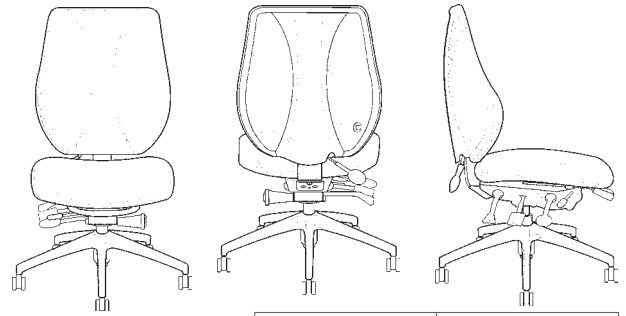
+ 70mm and 80mm lifts come with the 26" Glass reinforced nylon mid-profile base as standard.

# tCentric Hybrid™

## Upholstered Backrest

## Multi Tilt Series

SIN# 33721



### RECOMMENDED ARMS



tCentric Armrest	
Height & Lateral Adjustable	
Midnight Black TCL \$298	Light Gray TCLG \$309
Height & Swivel Adjustable	
Midnight Black TC360 \$298	Light Gray TC360G \$309
Height, Lateral & Swivel Adjustable	
Midnight Black TCL360 \$322	Light Gray TCL360G \$332

For specifications and illustrations of the tCentric armrest, see pages 83-88.

### SEAT SIZE OPTIONS

**Extra Small XSS** \$56  
(17 ½" w x 15 ½" d)

**Small SS** N/C  
(18 ½" w x 17" d)

**Plus Size PS** \$56  
(22" w x 19" d)

**Extra Long XLS** \$56  
(20" w x 21" d)

**Extra Deep XPS** \$56  
(22" w x 21" d)

For graded in upholstery choices see page 95.

LIST PRICE	List Price	Midnight Black t-MBUP-MT	Light Gray t-LGUP-MTG
	• Grade 1/COM (yd)	\$829	\$866
	• Grade 2	\$845	\$882
	• Grade 3	\$860	\$896
	• Grade 4	\$877	\$912
	• Grade 5	\$892	\$928
	• Leather	\$1,102	\$1,132

STANDARD SPECIFICATIONS	Backrest	19" w x 25"h	19" w x 25"h
	• Front upholstered dual curve backrest	•	•
	• 5" Patented back height adjustment system	•	•
	• Solid Back Cap (Midnight Black)	•	•
	• Solid Back Cap (Light Gray)	•	•
	• Air Lumbar (pump)	•	•
	•	•	•
	•	•	•
	•	•	•
	•	•	•
STANDARD SPECIFICATIONS	Seat	20" w x 19" d	
	• Dual density molded polyurethane foam	•	
	• Eight ply hardwood seat structure	•	
	• Tailored upholstery on seat pan*	•	
	Multi Tilt Mechanism	•	
	• Infinite lock free float	•	
	• Back angle adjustment	•	
	• Adjustable spring tension	•	
	• Infinite forward tilt lock out	•	
	• 2 ½" Depth adjustable seat slider	•	
STANDARD SPECIFICATIONS	Pneumatic Lift (seat height)	•	N/A
	• 125 mmLT midnight black pneumatic lift (15 ¾" - 20 ¼")	•	•
	• 125 mmLT light gray pneumatic lift (15 ¾" - 20 ¼")	•	•
	Base	•	N/A
	• Midnight Black 26" Glass reinforced nylon high profile base	•	•
	• Light Gray 26" Glass reinforced nylon high profile base	•	•
	• 5 Dual wheel nylon casters 2	•	•
	Measurements	56 lbs/11.7 cu.ft	
	• Boxed weight/size		

OPTIONS	Seat	Upcharge	
	• Energy Absorbant Memory Foam	EA	\$56
	• Triple Density Foam (adds ¼" to seat width & depth)	TDF	\$46
	• Non-tailored seat pan	NTS	N/C
	Base/Glides/Casters	Upcharge	
	• 26" Polished aluminum high profile base	26PHB	\$122
	• Chrome accent casters	CAC	\$68
	• Dual wheel urethane caster 2	UC2	\$34
	Lifts (seat height)	Upcharge	Midnight Black
	• 70 mm pneumatic lift (15 ½" - 18 ¾")†	N/C	70MM
OPTIONS	• 80 mm pneumatic lift (16 ¼" - 19 ¼") †	N/C	80MM
	• 100 mm pneumatic lift (16 ½" - 20 ½")	N/C	100MM
	• 140 mm pneumatic lift (17 ¾" - 23")	N/C	140MM
	• 100 mm chrome pneumatic lift (16 ½" - 20 ½")	\$29	100MMCH
	• 125 mm chrome pneumatic lift (17" - 21 ½")	\$29	125MMCH
	• 140 mm chrome pneumatic lift (17 ¾" - 23")	\$29	140MMCH
	Additional Options (upholstered in Nytek)	Upcharge	Midnight Black
	• Midnight Black Tailored adjustable headrest*	\$286	AHR
	• Light Gray Tailored adjustable headrest*	\$310	-
			AHRG

Note: Mixing of Midnight Black and Light Gray components is not an option.

\* Standard on fabric upholstery. Only available on vinyl upholstery by request with a \$15 upcharge.

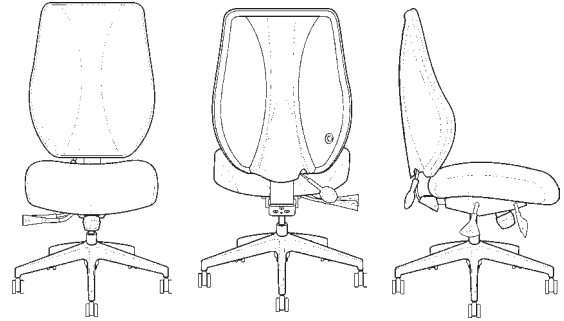
\* Black framed chairs use the fabric Nytek (in black). Gray framed chairs use Light Gray. Vinyl upholstery is not permitted.

† 70mm and 80mm lifts come with the 26" Glass reinforced nylon mid-profile base as standard.

# tCentric Hybrid™

## Upholstered Backrest Boardroom Series

SIN# 33721



## RECOMMENDED ARMS



## tCentric Armrest

## Height &amp; Lateral Adjustable

Midnight Black	Light Gray
TCL \$298	TCLG \$309

## Height &amp; Swivel Adjustable

Midnight Black	Light Gray
TC360 \$298	TC360G \$309

## Height, Lateral &amp; Swivel Adjustable

Midnight Black	Light Gray
TCL360 \$322	TCL360G \$332

For specifications and illustrations of the tCentric armrest, see pages 83-88.

## SEAT SIZE OPTIONS

**Extra Small XSS** \$56  
(17 ½" w x 15 ½" d)

**Small SS** N/C  
(18 ½" w x 17" d)

**Plus Size PS** \$56  
(22" w x 19" d)

**Extra Long XLS** \$56  
(20" w x 21" d)

**Extra Deep XPS** \$56  
(22" w x 21" d)

For graded in upholstery choices see page 95.

LIST PRICE	List Price	Midnight Black t-MBUP-BR	Light Gray t-LGUP BRG
	<ul style="list-style-type: none"> <li>Grade 1/COM (yd)</li> <li>Grade 2</li> <li>Grade 3</li> <li>Grade 4</li> <li>Grade 5</li> <li>Leather</li> </ul>	\$624 \$640 \$655 \$672 \$687 \$897	\$655 \$670 \$685 \$701 \$716 \$920

STANDARD SPECIFICATIONS	Backrest	19" w x 25"h	19" w x 25"h
	<ul style="list-style-type: none"> <li>Front upholstered dual curve backrest</li> <li>5" Patented back height adjustment system</li> <li>Solid Back Cap (Midnight Black)</li> <li>Solid Back Cap (Light Gray)</li> <li>Air Lumbar (pump)</li> </ul>	<ul style="list-style-type: none"> <li>•</li> <li>•</li> <li>N/A</li> <li>•</li> </ul>	<ul style="list-style-type: none"> <li>•</li> <li>N/A</li> <li>•</li> <li>•</li> </ul>
	Seat	20" w x 19" d	
	<ul style="list-style-type: none"> <li>Dual density molded polyurethane foam</li> <li>Eight ply hardwood seat structure</li> <li>Tailored upholstery on seat pan*</li> </ul>	<ul style="list-style-type: none"> <li>•</li> <li>•</li> </ul>	
	Boardroom Mechanism		
	<ul style="list-style-type: none"> <li>Single lock free float</li> <li>Seat height</li> <li>Adjustable spring tension</li> </ul>	<ul style="list-style-type: none"> <li>•</li> <li>•</li> <li>•</li> </ul>	
	Pneumatic Lift (seat height)		
	<ul style="list-style-type: none"> <li>125 mm midnight black pneumatic lift (16" - 20 ½")</li> <li>125 mm light gray pneumatic lift (16" - 20 ½")</li> </ul>	<ul style="list-style-type: none"> <li>•</li> <li>N/A</li> </ul>	<ul style="list-style-type: none"> <li>N/A</li> <li>•</li> </ul>
	Base		
	<ul style="list-style-type: none"> <li>Midnight Black 26" Glass reinforced nylon high profile base</li> <li>Light Gray 26" Glass reinforced nylon high profile base</li> <li>5 Dual wheel nylon casters 2</li> </ul>	<ul style="list-style-type: none"> <li>•</li> <li>N/A</li> <li>•</li> </ul>	<ul style="list-style-type: none"> <li>N/A</li> <li>•</li> <li>•</li> </ul>
	Measurements	56 lbs/11.7 cu.ft	
	<ul style="list-style-type: none"> <li>Boxed weight/size</li> </ul>		

OPTIONS	Seat	Upcharge		
	<ul style="list-style-type: none"> <li>Energy Absorbant Memory Foam</li> <li>Triple Density Foam (adds ¼" to seat width &amp; depth)</li> <li>Non-tailored seat pan</li> </ul>	EA TDF NTS	\$56 \$46 N/C	
	Base/Glides/Casters	Upcharge		
	<ul style="list-style-type: none"> <li>26" Polished aluminum high profile base</li> <li>Chrome accent casters</li> <li>Dual wheel urethane caster 2</li> </ul>	26PHB CAC UC2	\$122 \$68 \$34	
	Lifts (seat height)	Upcharge	Midnight Black	Light Gray
	<ul style="list-style-type: none"> <li>140 mm pneumatic lift (17" - 22 ¼")</li> <li>125 mm chrome pneumatic lift (16" - 20 ½")</li> <li>140 mm chrome pneumatic lift (17" - 22 ¼")</li> </ul>	N/C \$29 \$29	140MM 125MMCH 140MMCH	G140MM
	Additional Options (upholstered in Nytek)	Upcharge	Midnight Black	Light Gray
	<ul style="list-style-type: none"> <li>Midnight Black Tailored adjustable headrest*</li> <li>Light Gray Tailored adjustable headrest*</li> </ul>	\$286 \$310	AHR -	- AHRG

Note: Mixing of Midnight Black and Light Gray components is not an option.

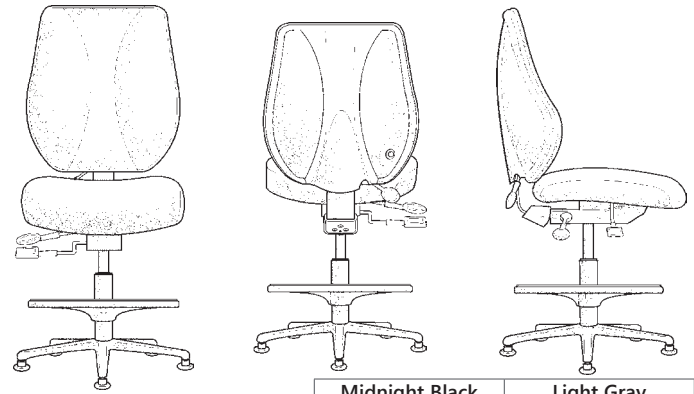
\* Standard on fabric upholstery. Only available on vinyl upholstery by request with a \$15 upcharge.

\* Black framed chairs use the fabric Nytek (in black). Gray framed chairs use Light Gray. Vinyl upholstery is not permitted.

# tCentric Hybrid™

## Upholstered Backrest Counter Height Series

SIN# 33721



### RECOMMENDED ARMS



tCentric Armrest	
Height & Lateral Adjustable	
Midnight Black TCL \$298	Light Gray TCLG \$309
Height & Swivel Adjustable	
Midnight Black TC360 \$298	Light Gray TC360G \$309
Height, Lateral & Swivel Adjustable	
Midnight Black TCL360 \$322	Light Gray TCL360G \$332

For specifications and illustrations of the tCentric armrest, see pages 83-88.

### SEAT SIZE OPTIONS

**Extra Small XSS** \$56  
(17 ½" w x 15 ½" d)  
**Small SS** N/C  
(18 ½" w x 17" d)  
**Plus Size PS** \$56  
(22" w x 19" d)  
**Extra Long XLS** \$56  
(20" w x 21" d)  
**Extra Deep XPS** \$56  
(22" w x 21" d)

LIST PRICE	List Price	Midnight Black t-MBUP-CH	Light Gray t-LGUP-CHG
	• Grade 1/COM (yd)	\$842	\$871
	• Grade 2	\$858	\$887
	• Grade 3	\$873	\$902
	• Grade 4	\$890	\$919
	• Grade 5	\$1,050	\$1,079
	• Leather	\$1,115	\$1,144

STANDARD SPECIFICATIONS	Backrest	19" w x 25"h	19" w x 25"h
	• Front upholstered dual curve backrest	•	•
	• 5" Patented back height adjustment system	•	N/A
	• Solid Back Cap (Midnight Black)	N/A	•
	• Solid Back Cap (Light Gray)	•	•
	• Air Lumbar (pump)	•	•
	Seat	20" w x 19" d	
	• Dual density molded polyurethane foam	•	
	• Eight ply hardwood seat structure	•	
	• Tailored upholstery on seat pan*	•	
	Counter Height Mechanism	•	
	• Independent back angle adjustment	•	
	• Fixed seat	•	
	• Seat height	•	
	Pneumatic Lift		
	• 200 mm Midnight Black pneumatic lift (23" - 29 ½")	•	N/A
	• 200 mm Light gray pneumatic lift (23" - 29 ½")	N/A	•
	Base		
	• Midnight Black 26" Glass reinforced nylon mid-profile base	•	N/A
	• Light Gray 26" Glass reinforced nylon mid-profile base	N/A	•
	Measurements		
	• Boxed weight/size	56 lbs/6.7 cu.ft	

OPTIONS	Seat		Upcharge		
	• Energy Absorbant Memory Foam	EA	\$56		
	• Triple Density Foam (adds ¼" to seat width & depth)	TDF	\$46		
	• Non-tailored seat pan	NTS	N/C		
	Base/Glides/Casters		Upcharge		
	• Lock-on urethane casters	LON	\$115		
	• Lock-off urethane casters	LOF	\$55		
	• Dual wheel nylon casters	NC	N/C		
	• Dual wheel urethane casters 2	UC2	\$34		
	• Single wheel nylon casters	SW	\$45		
	• Single wheel urethane casters	SWU	\$49		
	Lifts (seat height)		Upcharge	Midnight Black	Light Gray
	• 157 mm pneumatic lift (18 ¼" - 23 ¾")		N/A	157MM	G157MM
	• 267 mm pneumatic lift (24 ¼" - 34 ¾")		\$5	267MM	G267MM
	Mechanisms		Upcharge		
	• Modified Multi Tilt Mechanism (Seat slider, height and back angle adjustment only)		MT	\$133	-
• Dedicated Task 2 Mechanism		DT2	N/C	-	
Additional Options (upholstered in Nytek)		Upcharge	Midnight Black	Light Gray	
• Midnight Black Tailored adjustable headrest*		\$286	AHR	-	
• Light Gray Tailored adjustable headrest*		\$310	-	AHRG	

\* Standard on fabric upholstery. Only available on vinyl upholstery by request with a \$15 upcharge.

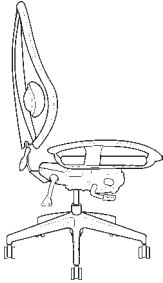
\* Black framed chairs use the fabric Nytek (in black). Gray framed chairs use Light Gray. Vinyl upholstery is not permitted.



# tCentric Hybrid™

## All Mesh Synchro Glide Series

SIN# 33721



Shown with optional  
tCentric Lumbar Support

### RECOMMENDED ARMS



The All Mesh  
tCentric Hybrid  
can only use  
the tCentric  
Armrests.

tCentric Armrest	
Height & Lateral Adjustable	
Midnight Black TCL \$298	Light Gray TCLG \$309
Height & Swivel Adjustable	
Midnight Black TC360 \$298	Light Gray TC360G \$309
Height, Lateral & Swivel Adjustable	
Midnight Black TCL360 \$322	Light Gray TCL360G \$332

For specifications and illustrations of the tCentric armrest, see pages 83-88.

### SEAT SIZE OPTIONS

#### Small Mesh Seat [MB]

(20" w x 16 ½" d)  
TMBMSS N/C

#### Extra Long Mesh Seat [MB]

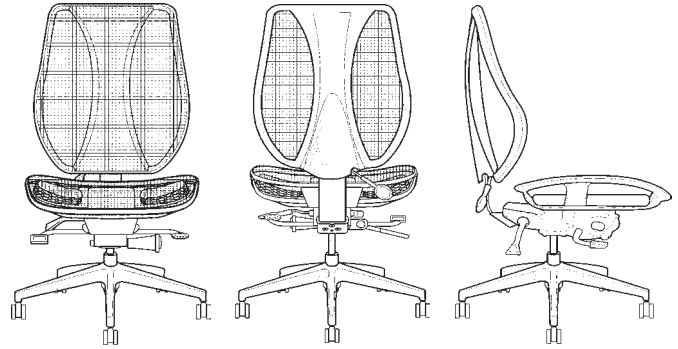
(21" w x 20½" d)  
TMBMXLS \$43

#### Small Mesh Seat [LG]

(20" w x 16 ½" d)  
TLGMSS N/C

#### Extra Long Mesh Seat [LG]

(21" w x 21½" d)  
TLGMXLS \$67



LIST PRICE	List Price	Midnight Black t-MBMESH-SG	Light Gray t-LGMESH-SGG
	<ul style="list-style-type: none"><li>All Mesh</li></ul>	\$1,051	\$1,075

STANDARD SPECIFICATIONS	Backrest	
	<ul style="list-style-type: none"><li>Midnight Black Dual curve mesh backrest (19" w x 25"h)</li><li>Light Gray Dual curve mesh backrest (19" w x 25"h)</li><li>5" Patented back height adjustment system</li></ul>	<ul style="list-style-type: none"><li>N/A</li><li></li><li></li></ul>
	Seat	
	<ul style="list-style-type: none"><li>Midnight Black Mesh seat with 30% glass filled Nylon frame (21"w x 18 ½"d)</li><li>Light Gray Mesh seat with 30% glass filled Nylon frame (21"w x 18 ½"d)</li><li>Airless Cushion Technology</li></ul>	<ul style="list-style-type: none"><li>N/A</li><li></li><li></li></ul>
	Synchro Glide Mechanism	
	<ul style="list-style-type: none"><li>Seat tilt lock out</li><li>Free float</li><li>Independent back angle adjustment</li><li>Synchro 2:1 ratio</li><li>Adjustable spring tension</li><li>1 ¾" Depth adjustable seat slider</li></ul>	<ul style="list-style-type: none"><li></li><li></li><li></li><li></li><li></li><li></li></ul>
	Pneumatic Lift (seat height)	
	<ul style="list-style-type: none"><li>125 mmLT mid night black pneumatic lift (17" - 21 ½")</li><li>125 mmLT light gray pneumatic lift (17" - 21 ½")</li></ul>	<ul style="list-style-type: none"><li>N/A</li><li></li></ul>
	Base	
	<ul style="list-style-type: none"><li>Midnight Black 26" Glass reinforced nylon high profile base</li><li>Light Gray 26" Glass reinforced nylon high profile base</li><li>5 Dual wheel nylon casters 2</li></ul>	<ul style="list-style-type: none"><li>N/A</li><li></li><li></li></ul>
Measurements		
<ul style="list-style-type: none"><li>Boxed weight/size</li></ul>	46.4 lbs/11.7 cu.ft	

OPTIONS	Base / Glides / Casters		Upcharge	
	<ul style="list-style-type: none"><li>26" Polished aluminum high profile base</li></ul>	26PHB	\$122	
	<ul style="list-style-type: none"><li>Chrome accent casters</li></ul>	CAC	\$68	
	<ul style="list-style-type: none"><li>Dual wheel urethane caster 2</li></ul>	UC2	\$34	
	Lifts (seat height)	Upcharge	Midnight Black	Light Gray
	<ul style="list-style-type: none"><li>70 mm pneumatic lift (16 ¾" - 19") +</li></ul>	N/C	70MM	G70MM
	<ul style="list-style-type: none"><li>80 mm pneumatic lift (17" - 20") +</li></ul>	N/C	80MM	G80MM
	<ul style="list-style-type: none"><li>100 mm pneumatic lift (17 ¾" - 21 ¼")</li></ul>	N/C	100MM	G100MM
	<ul style="list-style-type: none"><li>140 mm pneumatic lift (19" - 24 ¾")</li></ul>	N/C	140MM	G140MM
	<ul style="list-style-type: none"><li>100 mm chrome pneumatic lift (17 ¾" - 21 ¼")</li></ul>	\$29	100MMCH	
<ul style="list-style-type: none"><li>125 mm chrome pneumatic lift (17 ¾" - 22 ¾")</li></ul>	\$29	125MMCH		
<ul style="list-style-type: none"><li>140 mm chrome pneumatic lift (19" - 24 ¾")</li></ul>	\$29	140MMCH		
Additional Options (upholstered in Nytek)		Upcharge	Midnight Black	Light Gray
<ul style="list-style-type: none"><li>tCentric Lumbar support (12"w x 6"h)*</li></ul>	\$88	TLS	TLSG	
<ul style="list-style-type: none"><li>tCentric Air Lumbar 1 (hand pump)*</li></ul>	\$179	TLSAL	TLSALG	
<ul style="list-style-type: none"><li>tCentric Air Lumbar 2 (built-in)*</li></ul>	\$179	TALSC	TALSCG	
<ul style="list-style-type: none"><li>Midnight Black Tailored adjustable headrest*</li></ul>	\$286	AHR	-	
<ul style="list-style-type: none"><li>Light Gray Tailored adjustable headrest*</li></ul>	\$310	-	AHRG	

Note: Mixing of Midnight Black and Light Gray components is not an option.

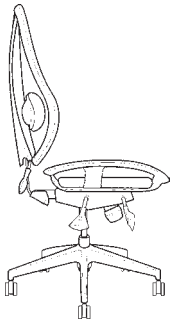
\* Black framed chairs use the fabric Nytek (in black). Gray framed chairs use Light Gray. Vinyl upholstery is not permitted.

† 70mm and 80mm lifts come with the 26" Glass reinforced nylon mid-profile base as standard.

# tCentric Hybrid™

## All Mesh Boardroom Series

SIN# 33721



Shown with optional  
tCentric Lumbar Support

### RECOMMENDED ARMS



The All Mesh  
tCentric Hybrid  
can only use  
the tCentric  
Armrests.

### tCentric Armrest

#### Height & Lateral Adjustable

Midnight Black	Light Gray
TCLG \$298	TC360G \$309

#### Height & Swivel Adjustable

Midnight Black	Light Gray
TC360 \$298	TC360G \$309

#### Height, Lateral & Swivel Adjustable

Midnight Black	Light Gray
TCL360 \$322	TC360G \$332

For specifications and illustrations of the tCentric armrest, see pages 83-88.

### SEAT SIZE OPTIONS

#### Small Mesh Seat [MB]

(20" w x 16 ½" d)  
TMBMSS N/C

#### Extra Long Mesh Seat [MB]

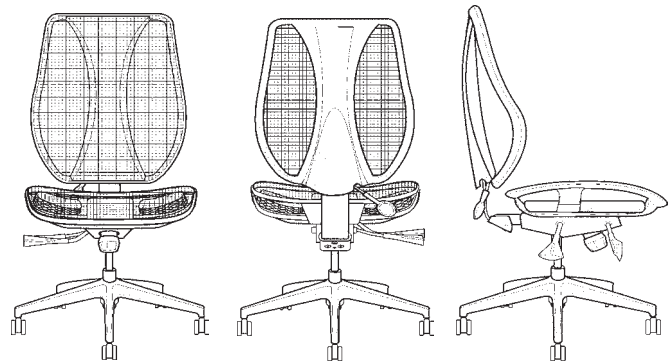
(21" w x 20 ½" d)  
TMBMXLS \$43

#### Small Mesh Seat [LG]

(20" w x 16 ½" d)  
TLGMSS N/C

#### Extra Long Mesh Seat [LG]

(21" w x 21 ½" d)  
TLGMXLS \$67



LIST PRICE	List Price	Midnight Black t-MBMESH-BR	Light Gray t-LGMESH-BRG
		\$823	\$852

STANDARD SPECIFICATIONS	Backrest		
	• Midnight Black Dual curve mesh backrest (19" w x 25"h)	• N/A	N/A
	• Light Gray Dual curve mesh backrest (19" w x 25"h)	•	•
	• 5" Patented back height adjustment system	•	•
	Seat		
	• Midnight Black Mesh seat with 30% glass filled Nylon frame (21" w x 18 ½" d)	• N/A	N/A
	• Light Gray Mesh seat with 30% glass filled Nylon frame (21" w x 18 ½" d)	•	•
	• Airless Cushion Technology	•	•
	Boardroom Mechanism		
	• Single lock free float	•	•
OPTIONS	• Seat height	•	•
	• Adjustable spring tension	•	•
	Pneumatic Lift (seat height)		
	• 125 mm midnight black pneumatic lift (15 ¾" - 20 ¼")	• N/A	N/A
	• 125 mm light gray pneumatic lift (15 ¾" - 20 ¼")	•	•
	Base		
	• Midnight Black 26" Glass reinforced nylon high profile base	• N/A	N/A
	• Light Gray 26" Glass reinforced nylon high profile base	•	•
	• 5 Dual wheel nylon casters 2	•	•
	Measurements		
	• Boxed weight/size	46.4 lbs/11.7 cu.ft	

OPTIONS	Base / Glides / Casters		Upcharge	
	• 26" Polished aluminum high profile base	26PHB	\$122	
	• Chrome accent casters	CAC	\$68	
	• Dual wheel urethane caster 2	UC2	\$34	
	Lifts (seat height)	Upcharge	Midnight Black	Light Gray
	• 140 mm pneumatic lift (17 - 22 ¼")	N/C	140MM	G140MM
	• 125 mm chrome pneumatic lift (15 ¾" - 20 ¼")	\$29	125MMCH	
	• 140 mm chrome pneumatic lift (17 - 22 ¼")	\$29	140MMCH	
	Additional Options (upholstered in Nytek)	Upcharge	Midnight Black	Light Gray
	• tCentric Lumbar support (12" w x 6" h)*	\$88	TLS	TLSCG
	• tCentric Air Lumbar 1 (hand pump)*	\$179	TLSAL	TLSALG
	• tCentric Air Lumbar 2 (built-in)*	\$179	TALSC	TALSCG
	• Midnight Black Tailored adjustable headrest*	\$286	AHR	-
	• Light Gray Tailored adjustable headrest*	\$310	-	AHRG

Note: Mixing of Midnight Black and Light Gray components is not an option.

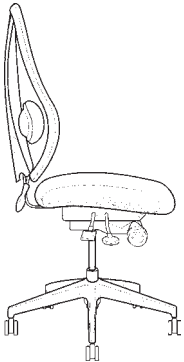
\* Black framed chairs use the fabric Nytek (in black). Gray framed chairs use Light Gray. Vinyl upholstery is not permitted.



# tCentric Hybrid™

## Foam and Fabric Seat Accent Series

SIN# 33721

Shown with optional  
tCentric Lumbar Support

## RECOMMENDED ARMS



tCentric Armrest Height  
& Lateral Adjustable  
(Midnight Black)  
TCL \$298

tCentric Armrest Height &  
Swivel Adjustable  
(Midnight Black)  
TC360 \$298

tCentric Armrest Height,  
Lateral & Swivel  
(Midnight Black)  
TCL360 \$322

For specifications and  
illustrations of the tCentric  
armrest, see pages 83-88.

## SEAT SIZE OPTIONS

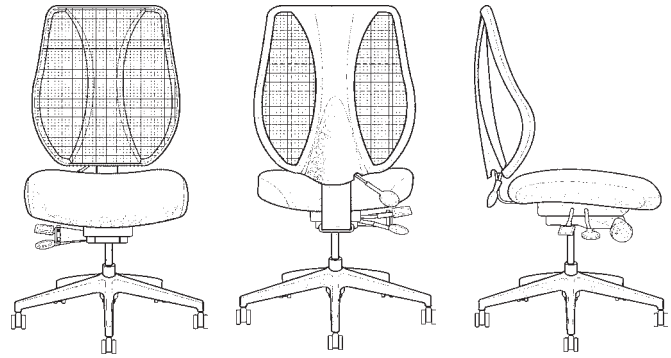
**Extra Small XSS** \$56  
(17 ½" w x 15 ½" d)

**Small SS** N/C  
(18 ½" w x 17" d)

**Plus Size PS** \$56  
(22" w x 19" d)

**Extra Long XLS** \$56  
(20" w x 21" d)

**Extra Deep XPS** \$56  
(22" w x 21" d)



LIST PRICE	List price	Midnight Black t-ACCENT
	• Grade 1/COM (yd)	\$717 (1)
	• Grade 2	\$733
	• Grade 3	\$748
	• Grade 4	\$763
	• Grade 5	\$779
	• Leather	\$988

STANDARD SPECIFICATIONS	Backrest (Midnight Black)	
	• 5" Patented back height adjustment system	•
	• Dual curve mesh backrest	19" w x 25"h
	Seat	
	• Dual density molded polyurethane foam	•
	• Eight ply hardwood seat structure	•
	• Tailored upholstery on seat pan*	20" w x 19" d
	Accent Mechanism (Midnight Black)	
	• Infinite lock free float	•
	• Seat height	•
	• Adjustable spring tension	•
	Pneumatic Lift (seat height)	
	• 125 mmLT pneumatic lift (15 ¾" - 19 ¾")	•
	Base	
	• 26" Glass reinforced nylon high profile base	•
	• 5 Dual wheel nylon casters 2	•
	Measurements	
	• Boxed weight/size	56 lbs/11.7 cu.ft

OPTIONS	Seat		Upcharge
	• Energy absorbant memory foam	EA	\$56
	• Triple density foam (adds ¾" to seat width & depth)	TDF	\$46
	• Non-tailored seat pan	NTS	N/C
	Base/Glides/Casters		
	• 26" Polished aluminum high profile base	26PHB	\$122
	• Chrome accent casters	CAC	\$68
	• Dual wheel urethane caster 2	UC2	\$34
	Lifts (seat height)		
	• 80 mm pneumatic lift (15 ¾" - 18 ¾") +	80MM	N/C
	• 100 mm pneumatic lift (16" - 20")	100MM	N/C
	• 140 mm pneumatic lift (17 ¾" - 22 ½")	140MM	N/C
	• 100 mm chrome pneumatic lift (16" - 20")	100MMCH	\$29
	• 125 mm chrome pneumatic lift (16 ½" - 21")	125MMCH	\$29
	• 140 mm chrome pneumatic lift (17 ¾" - 22 ½")	140MMCH	\$29
	Additional Options (upholstered in Nytek)		
	• tCentric Lumbar support (12" w x 6" h) * (Midnight Black)	TLS	\$88
	• tCentric Air Lumbar 1 (hand pump) *	TLSAL	\$179
	• tCentric Air Lumbar 2 (built-in) *	TALSC	\$179
	• Tailored adjustable headrest (Midnight Black) *	AHR	\$286

\* Standard on fabric upholstery. Only available on vinyl upholstery by request with a \$15 upcharge.

\* Black framed chairs use the fabric Nytek (in black). Vinyl upholstery is not permitted.

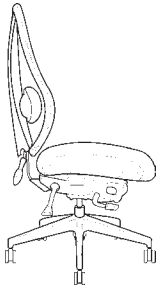
+ 70mm and 80mm lifts come with the 26" Glass reinforced nylon mid-profile base as standard.

# tCentric Hybrid™

## Foam and Fabric Seat

## Synchro Glide Series

SIN# 33721



Shown with optional  
tCentric Lumbar Support

RECOMMENDED ARMS



tCentric Armrest	
Height & Lateral Adjustable	
Midnight Black TCL \$298	Light Gray TCLG \$309
Height & Swivel Adjustable	
Midnight Black TC360 \$298	Light Gray TC360G \$309
Height, Lateral & Swivel Adjustable	
Midnight Black TCL360 \$322	Light Gray TCL360G \$332

For specifications and illustrations of the tCentric armrest, see pages 83-88.

## SEAT SIZE OPTIONS

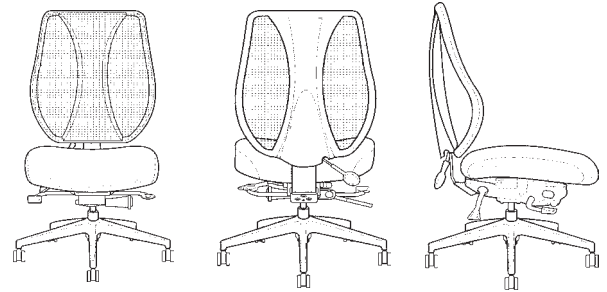
**Extra Small XSS** \$56  
(17 ½" w x 15 ½" d)

**Small SS** N/C  
(18 ½" w x 17" d)

**Plus Size PS** \$56  
(22" w x 19" d)

**Extra Long XLS** \$56  
(20" w x 21" d)

**Extra Deep XPS** \$56  
(22" w x 21" d)



LIST PRICE	List Price	Midnight Black t-SG	Light Gray t-SGG
	• Grade 1/COM (yd)	\$900 (1)	\$927 (1)
	• Grade 2	\$916	\$950
	• Grade 3	\$931	\$965
	• Grade 4	\$946	\$980
	• Grade 5	\$962	\$996
	• Leather	\$1,171	\$1,205

STANDARD SPECIFICATIONS	Backrest		
	• Midnight Black Dual curve mesh backrest (19" w x 25"h)	•	N/A
	• Light Gray Dual curve mesh backrest (19" w x 25"h)	•	•
	• 5" Patented back height adjustment system	•	•
	Seat		
	• Dual density molded polyurethane foam	•	•
	• Eight ply hardwood seat structure	•	•
	• Tailored upholstery on seat pan*	•	•
		20"w x 19"d	
	Synchro Glide Mechanism		
STANDARD SPECIFICATIONS	• Seat tilt lock out	•	•
	• Free float	•	•
	• Independent back angle adjustment	•	•
	• Synchro 2:1 r (1 ½) (1 ½) tio	•	•
	• Adjustable spring tension	•	•
	• 2 ½" Depth adjustable seat slider	•	•
	Pneumatic Lift (seat height)		
	• 125 mmLT midnight black pneumatic lift (16 ¾" - 21 ¼")	•	N/A
	• 125 mmLT light gray pneumatic lift (16 ¾" - 21 ¼")	N/A	•
	Base		
STANDARD SPECIFICATIONS	• Midnight Black 26" Glass reinforced nylon high profile base	•	N/A
	• Light Gray 26" Glass reinforced nylon high profile base	N/A	•
	• 5 Dual wheel nylon casters 2	•	•
	Measurements		
	• Boxed weight/size	56 lbs/11.7 cu.ft	

OPTIONS	Seat		Upcharge	
	• Energy Absorbant Memory Foam	EA	\$56	
	• Triple Density Foam (adds ¼" to seat width & depth)	TDF	\$46	
	• Non-tailored seat pan	NTS	N/C	
	Base/Glides/Casters		Upcharge	
	• 26" Polished aluminum high profile base	26PHB	\$122	
	• Chrome accent casters	CAC	\$68	
	• Dual wheel urethane caster 2	UC2	\$34	
	Lifts (seat height)	Upcharge	Midnight Black	Light Gray
	• 70 mm pneumatic lift (16 ½" - 19 ¼") †	N/C	70MM	G70MM
OPTIONS	• 80 mm pneumatic lift (17 ¼" - 20 ¼") †	N/C	80MM	G80MM
	• 100 mm pneumatic lift (17 ½" - 21 ½")	N/C	100MM	G100MM
	• 140 mm pneumatic lift (18 ¾" - 24")	N/C	140MM	G140MM
	• 100 mm chrome pneumatic lift (17 ½" - 21 ½")	\$29	100MMCH	
	• 125 mm chrome pneumatic lift (18" - 22 ½")	\$29	125MMCH	
	• 140 mm chrome pneumatic lift (18 ¾" - 24")	\$29	140MMCH	
	Additional Options (upholstered in Nytek)	Upcharge	Midnight Black	Light Gray
	• tCentric Lumbar support (12"w x 6"h)*	\$88	TLS	TLSG
	• tCentric Air Lumbar 1 (hand pump)*	\$179	TLSAL	TLSALG
	• tCentric Air Lumbar 2 (built-in)*	\$179	TALSC	TALSCG
OPTIONS	• Midnight Black Tailored adjustable headrest*	\$286	AHR	-
	• Light Gray Tailored adjustable headrest*	\$310	-	AHRG

Note: Mixing of Midnight Black and Light Gray components is not an option.

\* Standard on fabric upholstery. Only available on vinyl upholstery by request with a \$15 upcharge.

\* Black framed chairs use the fabric Nytek (in black). Gray framed chairs use Light Gray. Vinyl upholstery is not permitted.

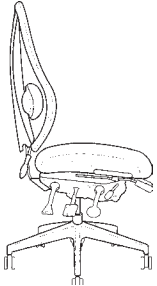
† 70mm and 80mm lifts come with the 26" Glass reinforced nylon mid-profile base as standard.

# tCentric Hybrid™

## Foam and Fabric Seat

## Multi Tilt Series

SIN# 33721



Shown with optional  
tCentric Lumbar Support

### RECOMMENDED ARMS



### tCentric Armrest

#### Height & Lateral Adjustable

Midnight Black	Light Gray
TCL \$298	TCLG \$309

#### Height & Swivel Adjustable

Midnight Black	Light Gray
TC360 \$298	TC360G \$309

#### Height, Lateral & Swivel Adjustable

Midnight Black	Light Gray
TCL360 \$322	TCL360G \$332

For specifications and illustrations of the tCentric armrest, see pages 83-88.

### SEAT SIZE OPTIONS

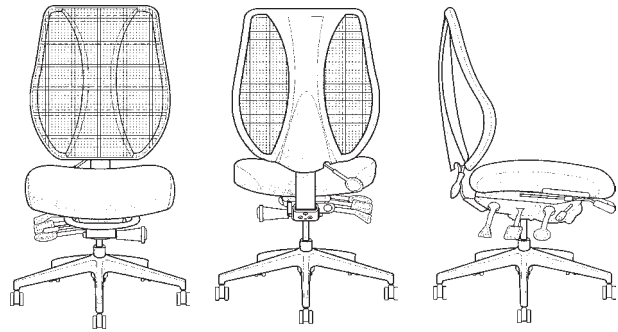
**Extra Small XSS** \$56  
(17 ½" w x 15 ½" d)

**Small SS** N/C  
(18 ½" w x 17" d)

**Plus Size PS** \$56  
(22" w x 19" d)

**Extra Long XLS** \$56  
(20" w x 21" d)

**Extra Deep XPS** \$56  
(22" w x 21" d)



LIST PRICE	List Price	Midnight Black	Light Gray
	• Grade 1/COM (yd)	t-MT \$835 (1)	t-MTG \$864 (1)
	• Grade 2	\$850	\$859
	• Grade 3	\$866	\$875
	• Grade 4	\$881	\$890
	• Grade 5	\$896	\$905
	• Leather	\$1,105	\$1,114

STANDARD SPECIFICATIONS	<b>Backrest</b>		
	<ul style="list-style-type: none"><li>Midnight Black Dual curve mesh backrest (19" w x 25"h)</li><li>Light Gray Dual curve mesh backrest (19" w x 25"h)</li><li>5" Patented back height adjustment system</li></ul>	<ul style="list-style-type: none"><li>N/A</li><li></li></ul>	<ul style="list-style-type: none"><li>N/A</li><li></li></ul>
	<b>Seat</b>		
	<ul style="list-style-type: none"><li>Dual density molded polyurethane foam</li><li>Eight ply hardwood seat structure</li><li>Tailored upholstery on seat pan*</li></ul>	<ul style="list-style-type: none"><li></li><li></li></ul> 20"w x 19"d	
	<b>Multi Tilt Mechanism</b>		
	<ul style="list-style-type: none"><li>Infinite lock free float</li><li>Back angle adjustment</li><li>Adjustable spring tension</li><li>Infinite forward tilt lock out</li><li>2 ½" Depth adjustable seat slider</li></ul>	<ul style="list-style-type: none"><li></li><li></li><li></li><li></li><li></li></ul>	
	<b>Pneumatic Lift (seat height)</b>		
	<ul style="list-style-type: none"><li>125 mmLT midnight black pneumatic lift (15 ¾" - 20 ¼")</li><li>125 mmLT light gray pneumatic lift (15 ¾" - 20 ¼")</li></ul>	<ul style="list-style-type: none"><li>N/A</li></ul>	<ul style="list-style-type: none"><li>N/A</li><li></li></ul>
	<b>Base</b>		
	<ul style="list-style-type: none"><li>Midnight Black 26" Glass reinforced nylon high profile base</li><li>Light Gray 26" Glass reinforced nylon high profile base</li><li>5 Dual wheel nylon casters 2</li></ul>	<ul style="list-style-type: none"><li>N/A</li><li></li></ul>	<ul style="list-style-type: none"><li>N/A</li><li></li><li></li></ul>
<b>Measurements</b>			
<ul style="list-style-type: none"><li>Boxed weight/size</li></ul>	56 lbs/11.7 cu.ft		

Note: Mixing of Midnight Black and Light Gray components is not an option.

† Standard on fabric upholstery. Only available on vinyl upholstery by request with a \$15 upcharge.

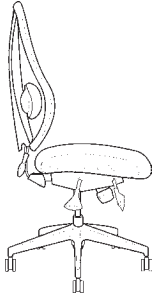
\* Black framed chairs use the fabric Nytek (in black). Gray framed chairs use Light Gray. Vinyl upholstery is not permitted.

† 70mm and 80mm lifts come with the 26" Glass reinforced nylon mid-profile base as standard.

# tCentric Hybrid™

## Foam and Fabric Seat Boardroom Series

SIN# 33721



Shown with optional  
tCentric Lumbar Support

### RECOMMENDED ARMS

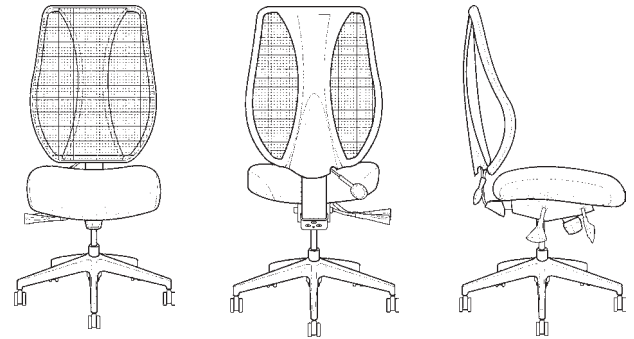


tCentric Armrest	
Height & Lateral Adjustable	
Midnight Black TCL \$298	Light Gray TCLG \$309
Height & Swivel Adjustable	
Midnight Black TC360 \$298	Light Gray TC360G \$309
Height, Lateral & Swivel Adjustable	
Midnight Black TCL360 \$322	Light Gray TCL360G \$332

For specifications and illustrations of the tCentric armrest, see pages 83-88.

### SEAT SIZE OPTIONS

**Extra Small XSS** \$56  
(17 ½" w x 15 ½" d)  
**Small SS** N/C  
(18 ½" w x 17" d)  
**Plus Size PS** \$56  
(22" w x 19" d)  
**Extra Long XLS** \$56  
(20" w x 21" d)  
**Extra Deep XPS** \$56  
(22" w x 21" d)



LIST PRICE	List Price	Midnight Black	Light Gray
		t-BR	t-BRG
	• Grade 1/COM (yd)	\$672 (1)	\$704 (1)
	• Grade 2	\$688	\$720
	• Grade 3	\$703	\$735
	• Grade 4	\$718	\$750
	• Grade 5	\$733	\$765
	• Leather	\$943	\$975

STANDARD SPECIFICATIONS	Backrest	
	• Midnight Black Dual curve mesh backrest (19" w x 25"h)	• N/A
	• Light Gray Dual curve mesh backrest (19" w x 25"h)	• N/A
	• 5" Patented back height adjustment system	• N/A
	Seat	
	• Dual density molded polyurethane foam	• 20" w x 19" d
	• Eight ply hardwood seat structure	
	• Tailored upholstery on seat pan*	
	Boardroom Mechanism	
	• Single lock free float	• N/A
OPTIONS	• Seat height	• N/A
	• Adjustable spring tension	• N/A
	Pneumatic Lift (seat height)	
	• 125 mm midnight black pneumatic lift (16" - 20 ½")	• N/A
	• 125 mm light gray pneumatic lift (16" - 20 ½")	• N/A
	Base	
	• Midnight Black 26" Glass reinforced nylon high profile base	• N/A
	• Light Gray 26" Glass reinforced nylon high profile base	• N/A
	• 5 Dual wheel nylon casters 2	• N/A
	Measurements	
	• Boxed weight/size	56 lbs/11.7 cu.ft

OPTIONS	Seat		Upcharge		
	• Energy Absorbant Memory Foam	EA	\$56		
	• Triple Density Foam (adds ¾" to seat width & depth)	TDF	\$46		
	• Non-tailored seat pan	NTS	N/C		
	Base / Glides / Casters		Upcharge		
	• 26" Polished aluminum high profile base	26PHB	\$122		
	• Chrome accent casters	CAC	\$68		
	• Dual wheel urethane caster 2	UC2	\$34		
	Lifts (seat height)	Upcharge	Midnight Black	Light Gray	
	• 140 mm pneumatic lift (17" - 22 ¼")	N/C	140MM	G140MM	
ADDITIONAL OPTIONS	• 125 mm chrome pneumatic lift (16" - 20 ½")	\$29	125MMCH		
	• 140 mm chrome pneumatic lift (17" - 22 ¼")	\$29	140MMCH		
	Additional Options (upholstered in Nytek)		Upcharge	Midnight Black	Light Gray
	• tCentric Lumbar support (12"w x 6"h)*	\$88	TLS	TLSCG	
	• tCentric Air Lumbar 1 (hand pump)*	\$179	TLSAL	TLSALG	
	• tCentric Air Lumbar 2 (built-in)*	\$179	TALSC	TALSCG	
	• Midnight Black Tailored adjustable headrest*	\$286	AHR	-	
	• Light Gray Tailored adjustable headrest*	\$310	-	AHRG	

Note: Mixing of Midnight Black and Light Gray components is not an option.

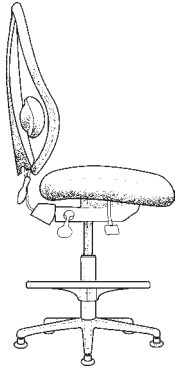
\* Standard on fabric upholstery. Only available on vinyl upholstery by request with a \$15 upcharge.

\* Black framed chairs use the fabric Nytek (in black). Gray framed chairs use Light Gray. Vinyl upholstery is not permitted.

# tCentric Hybrid™

## Foam and Fabric Seat Counter Height Series

SIN# 33721



Shown with optional  
tCentric Lumbar Support

RECOMMENDED ARMS



tCentric Armrest	
Height & Lateral Adjustable	
Midnight Black TCL \$298	Light Gray TCLG \$309
Height & Swivel Adjustable	
Midnight Black TC360 \$298	Light Gray TC360G \$309
Height, Lateral & Swivel Adjustable	
Midnight Black TCL360 \$322	Light Gray TCL360G \$332

For specifications and illustrations of the tCentric armrest, see pages 83-88.

## SEAT SIZE OPTIONS

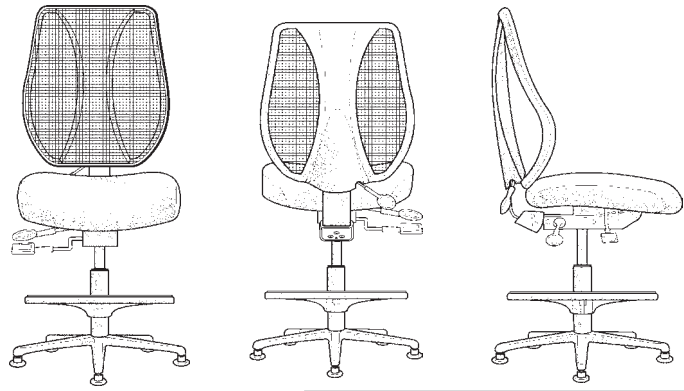
**Extra Small XSS** \$56  
(17 ½" w x 15 ½" d)

**Small SS** N/C  
(18 ½" w x 17" d)

**Plus Size PS** \$56  
(22" w x 19" d)

**Extra Long XLS** \$56  
(20" w x 21" d)

**Extra Deep XPS** \$56  
(22" w x 21" d)



LIST PRICE	List Price	Midnight Black t-CH	Light Gray t-CHG
	• Grade 1/COM (yd)	\$848 (1)	\$877 (1)
	• Grade 2	\$864	\$893
	• Grade 3	\$879	\$908
	• Grade 4	\$894	\$923
	• Grade 5	\$910	\$939
	• Leather	\$1,119	\$1,148

STANDARD SPECIFICATIONS	Backrest (Midnight Black)	
	• Midnight Black Dual curve mesh backrest (19" w x 25"h)	• N/A
	• Light Gray Dual curve mesh backrest (19" w x 25"h)	• N/A
	• 5" Patented back height adjustment system	• N/A
	Seat	
	• Dual density molded polyurethane foam	• N/A
	• Eight ply hardwood seat structure	• N/A
	• Tailored upholstery on seat pan*	• N/A
	Counter Height Mechanism	
	• Independent back angle adjustment	• N/A
	• Fixed seat	• N/A
	• Seat height	• N/A
	Pneumatic Lift	
	• 200 mm Midnight Black pneumatic lift (23" - 29 ½")	• N/A
	• 200 mm Light gray pneumatic lift (23" - 29 ½")	• N/A
	Base	
	• Midnight Black 26" Glass reinforced nylon mid-profile base	• N/A
	• Light Gray 26" Glass reinforced nylon mid-profile base	• N/A
	• 20" diameter aluminum, height adjustable footring; 1.75" foot platform	• N/A
	• 2 ¼" Glides	• N/A
	Measurements	
	• Boxed weight/size	56 lbs/6.7 cu.ft

OPTIONS	Seat		Upcharge
	• Energy absorbant memory foam	EA	\$56
	• Triple density foam (adds ¼" to seat width & depth)	TDF	\$46
	• Non-tailored seat pan	NTS	N/C
	Base/glides/casters		
	• Lock-on urethane casters	LON	\$115
	• Lock-off urethane casters	LOF	\$55
	• Dual wheel nylon casters	NC	N/C
	• Dual wheel urethane casters 2	UC2	\$34
	• Single wheel nylon casters	SW	\$45
	• Single wheel urethane casters	SWU	\$49
	Lifts (seat height)		
	• 157 mm pneumatic lift (18 ¾" - 23 ¾")	157MM	N/C
	• 267 mm pneumatic lift (24 ¾" - 34 ¾")	267MM	\$5
	Additional Options (upholstered in Nytek)		
	• tCentric Lumbar support (12" w x 6" h)*	TLS	\$88
	• tCentric Air Lumbar 1 (hand pump)*	TLSAL	\$179
	• tCentric Air Lumbar 2 (built-in)*	TALSC	\$179
	• Tailored adjustable headrest*	AHR	\$286
	• Dedicated Task 2 Mechanism	DT2	N/C

\* Standard on fabric upholstery. Only available on vinyl upholstery by request with a \$15 upcharge.

\* Black framed chairs use the fabric Nytek (in black). Gray framed chairs use Light Gray. Vinyl upholstery is not permitted.

# tCentric Hybrid™

## Guest Chair

The tCentric Hybrid Guest Chair has the unmistakable backrest design and breathable comfort of the tCentric Hybrid high performance task chair. Incorporating the latest high-tech elastomeric mesh, the tCentric Hybrid's backrest is tensioned for optimal support.

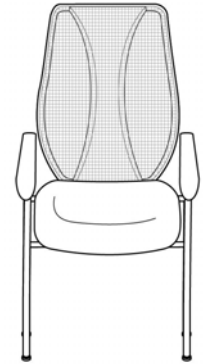
The perfect companion for your tCentric Hybrid office chair.



# tCentric Hybrid™

## Guest Chair

SIN# 33721



LIST PRICE	List Price	t-GUESTMB (Midnight Black)
	• Grade 1/COM (yd)	\$710
	• Grade 2	\$725
	• Grade 3	\$740
	• Grade 4	\$755
	• Grade 5	\$770
	• Leather	\$975

STANDARD SPECIFICATIONS	Backrest	
	• Elastomeric mesh	25"h x 19"w
	• Height from seat: 25"	
	Seat	
	• Dual density molded polyurethane foam	19"w x 22"d
	• Tailored upholstery on seat pan	
	• Your choice of fabric, vinyl, or leather seat upholstery	
	• Seat Height: 18"	
	Armrest	
	• Armrest clearance: 19 ¼"	2"w x 11 ½"d
	• Armrest height: 8"	
	Frame	
	• Welded steel tubular frame	•
	• 14 Gauge, ⅞" steel tube frame	•
	• Kick back legs for stability with durable custom glides	•
	• Black textured semi-gloss powder coat paint	•
	Measurements	
	• Overall dimensions	23 ¾"w x 24"d x 41"h

# airCentric™ 2

## The New and Improved

All the benefits of airflow and the proven ergonomic support of a foam and fabric offering, now with improved comfort and appearance. The airCentric 2 combines a sophisticated aesthetic with modular design, full adjustability and airflow comfort.



airCentric 2 Midnight Black  
in Air Knit Royal

airCentric 2 Light Gray  
in Air Knit Royal

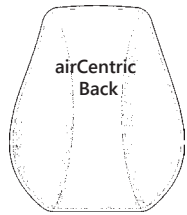
# airCentric™ 2

## Synchro Glide Series

SIN# 33721



(Available in Midnight Black and Light Gray Frame)



LIST PRICE	List Price	Midnight Black		Light Gray	
		air2-SG	air2S-SG	air2-SGG	air2S-SGG
	• Air Knit	\$846	\$846	\$882	\$882
	• Grade 1/COM (yd)	\$846 (1 ½)	\$846 (1 ½)	\$882 (1 ½)	\$882 (1 ½)
	• Grade 2	\$861	\$861	\$898	\$898
	• Grade 3	\$878	\$878	\$913	\$913
	• Grade 4	\$893	\$893	\$928	\$928
	• Grade 5	\$908	\$908	\$944	\$944
	• Leather	\$1,119	\$1,119	\$1,148	\$1,148
	• Perforated Leather	\$1,208	\$1,208	\$1,234	\$1,234
	• Perforated Leather/Fabric	\$1,008	\$1,008	\$1,040	\$1,040

## RECOMMENDED ARMS



## tCentric Armrest

## Height &amp; Lateral Adjustable

Midnight Black	Light Gray
TCL \$298	TCLG \$309

## Height &amp; Swivel Adjustable

Midnight Black	Light Gray
TC360 \$298	TC360G \$309

## Height, Lateral &amp; Swivel Adjustable

Midnight Black	Light Gray
TCL360 \$322	TCL360G \$332

Light Gray and Midnight Black options cannot be mixed.  
Additional arm options: 85-90.

## SEAT OPTIONS

**Extra Small XSS** \$56  
(17 ½" w x 15 ½" d)

**Small SS** N/C  
(18 ½" w x 17" d)

**Standard LS** N/C  
(20" w x 19" d)

**Plus Size PS** \$56  
(22" w x 19" d)

**Extra Long XLS** \$56  
(20" w x 21" d)

For graded in upholstery choices see page 95.

STANDARD SPECIFICATIONS	Backrest		air2-SG	air2-SG	air2-SGG	air2-SGG
	<ul style="list-style-type: none"><li>• Front upholstered dual curve backrest</li><li>• Proprietary airflow molded polyurethane foam and structure</li><li>• 5" Patented back height adjustment system</li><li>• Plastic back cap with airflow vents</li></ul>		19" w x 24"h <ul style="list-style-type: none"><li>•</li></ul> Midnight Black	19" w x 24"h <ul style="list-style-type: none"><li>•</li></ul> Midnight Black	19" w x 24"h <ul style="list-style-type: none"><li>•</li></ul> Light Grey	19" w x 24"h <ul style="list-style-type: none"><li>•</li></ul> Light Grey
	Seat					
	<ul style="list-style-type: none"><li>• Dual density molded polyurethane foam</li><li>• Eight ply hardwood seat sturcture seat pan</li><li>• Tailored upholstery on seat pan*</li></ul>		<ul style="list-style-type: none"><li>•</li></ul> 20"w x 19"d <ul style="list-style-type: none"><li>•</li></ul>			
	Synchro Glide Mechanism					
	<ul style="list-style-type: none"><li>• Seat tilt lock out</li><li>• Free float</li><li>• Independent back angle adjustment</li></ul>	<ul style="list-style-type: none"><li>• Synchro 2:1 ratio</li><li>• Adjustable spring tension</li><li>• 2 ½" Depth adjustable seat slider</li></ul>	<ul style="list-style-type: none"><li>•</li><li>•</li><li>•</li></ul>			
	Pneumatic Lift (seat height)					
	<ul style="list-style-type: none"><li>• 125 mmLT pneumatic lift (16 ¾" - 21 ¼")</li></ul>		Midnight Black		Light Gray	
	Base					
	<ul style="list-style-type: none"><li>• 26" Glass reinforced nylon high profile base</li><li>• 5 Dual wheel nylon casters 2</li></ul>		Midnight Black <ul style="list-style-type: none"><li>•</li></ul>		Light Gray <ul style="list-style-type: none"><li>•</li></ul>	
Measurements						
<ul style="list-style-type: none"><li>• Boxed weight/size</li></ul>		56 lbs/11.7 cu.ft				

OPTIONS	Seat		Upcharge	Midnight Black	Light Gray
	• Energy absorbant memory foam	EA	\$56	•	•
	• Triple density foam (adds ¼" to seat width & depth)	TDF	\$46	•	•
	• Non-tailored seat pan	NTS	N/C	•	•
	Base/Glides/Casters				
	• 26" Glass reinforced nylon base	26NB	(\$11)	•	N/A
	• 26" Polished aluminum high profile base	26PHB	\$118	•	•
	• 26" Glass reinforced nylon mid-profile base	26MP	\$66	•	N/A
	• Chrome accent casters	CAC	\$66	•	•
	• Dual wheel urethane casters 2	UC2	\$33	•	•
	• Single wheel nylon casters	SW	\$44	•	•
	• Single wheel urethane casters	SWU	\$48	•	•
	• 2 ¼" Glides	2G	N/C	•	•
	Lifts (seat height)	MB CODE	LG CODE	MB Upcharge	LG Upcharge
	• 80 mm pneumatic lift (17 ¼" - 20 ¼") +	80MM	G80MM	N/C	N/C
	• 100 mm pneumatic lift (17 ½" - 21 ½")	100MM	G100MM	N/C	N/C
	• 140 mm pneumatic lift (18 ¾" - 24")	140MM	G140MM	N/C	N/C
	Additional Options				
	• Air lumbar	AL	ALG	\$115	\$115
	• Air thoracic	AT	ATG	\$138	\$138
	• Tailored adjustable headrest *	AHRTS	AHRTSG	\$286	\$310

\*Standard on fabric upholstery. Only available on vinyl upholstery by request with a \$15 upcharge.

\* Black framed chairs use the fabric Nytek (in black). Gray framed chairs use Light Gray. Vinyl upholstery is not permitted.

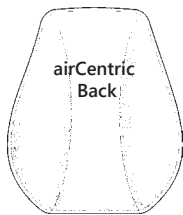
+ 70mm and 80mm lifts come with the 26" Glass reinforced nylon mid-profile base as standard.

# airCentric™ 2

## Multi Tilt Series

SIN# 33721

(Available in Midnight Black and Light Gray Frame)



## RECOMMENDED ARMS



tCentric Armrest	
Height & Lateral Adjustable	
Midnight Black TCL \$298	Light Gray TCLG \$309
Height & Swivel Adjustable	
Midnight Black TC360 \$298	Light Gray TC360G \$309
Height, Lateral & Swivel Adjustable	
Midnight Black TCL360 \$322	Light Gray TCL360G \$332

Light Gray and Midnight Black options cannot be mixed.  
Additional arm options: 85-90.

## SEAT OPTIONS

**Extra Small XSS** \$56  
(17 ½" w x 15 ½" d)

**Small SS** N/C  
(18 ½" w x 17" d)

**Standard LS** N/C  
(20" w x 19" d)

**Plus Size PS** \$56  
(22" w x 19" d)

**Extra Long XLS** \$56  
(20" w x 21" d)

For graded in upholstery choices see page 95.



LIST PRICE	List Price	Midnight Black		Light Gray	
		air2-MT	air2S-MT	air2-MTG	air2S-MTG
	• Air Knit	\$829	\$829	\$866	\$866
	• Grade 1/COM (yd)	\$829 (1 ½)	\$829 (1 ½)	\$866 (1 ½)	\$866 (1 ½)
	• Grade 2	\$845	\$845	\$882	\$882
	• Grade 3	\$860	\$860	\$896	\$896
	• Grade 4	\$877	\$877	\$912	\$912
	• Grade 5	\$892	\$892	\$928	\$928
	• Leather	\$1,102	\$1,102	\$1,132	\$1,132
	• Perforated Leather	\$1,192	\$1,192	\$1,218	\$1,218
	• Perforated Leather/Fabric	\$992	\$992	\$1,024	\$1,024

STANDARD SPECIFICATIONS	Backrest		air2-MT	air2S-MT	air2-MTG	air2S-MTG
			19" w x 24"h	19" w x 24"h	19" w x 24"h	19" w x 24"h
	<ul style="list-style-type: none"> <li>Front upholstered dual curve backrest</li> <li>Proprietary airflow molded polyurethane foam and structure</li> <li>5" Patented back height adjustment system</li> <li>Plastic back cap with airflow vents</li> </ul>		• • • Midnight Black	• • • Midnight Black	• • • Light Grey	• • • Light Grey
	Seat		20" w x 19" d			
	<ul style="list-style-type: none"> <li>Dual density molded polyurethane foam</li> <li>Eight ply hardwood seat structure seat pan</li> <li>Tailored upholstery on seat pan*</li> </ul>					
	Multi Tilt Mechanism		<ul style="list-style-type: none"> <li>Infinite lock free float</li> <li>Back angle adjustment</li> <li>Adjustable spring tension</li> <li>Infinite forward tilt lock out</li> <li>2 ½" Depth adjustable seat slider</li> </ul>			
	Pneumatic Lift (seat height)		<ul style="list-style-type: none"> <li>125 mmLT pneumatic lift (15 ¾" - 20 ¼")</li> </ul>			
	Base		<ul style="list-style-type: none"> <li>26" Glass reinforced nylon high profile base</li> <li>5 Dual wheel nylon casters 2</li> </ul>			
	Measurements		56 lbs/11.7 cu.ft			

OPTIONS	Seat		Upcharge	Midnight Black	Light Gray
	• Energy absorbant memory foam	EA	\$56	•	•
	• Triple density foam (adds ¾" to seat width & depth)	TDF	\$46	•	•
	• Non-tailored seat pan	NTS	N/C	•	•
	Base/Glides/Casters				
	• 26" Glass reinforced nylon base	26NB	(\$11)	•	N/A
	• 26" Polished aluminum high profile base	26PHB	\$122	•	•
	• 26" Glass reinforced nylon mid-profile base	26MP	\$68	•	N/A
	• Chrome accent casters	CAC	\$68	•	•
	• Dual wheel urethane casters 2	UC2	\$34	•	•
• Single wheel nylon casters	SW	\$45	•	•	
• Single wheel urethane casters	SWU	\$49	•	•	
• 2 ¼" Glides	2G	N/C	•	•	
Lifts (seat height)		MB CODE	LG CODE	MB Upcharge	LG Upcharge
• 80 mm pneumatic lift (16 ¾" - 19 ¼") +	80MM	G80MM	N/C	N/C	
• 100 mm pneumatic lift (16 ½" - 20 ½")	100MM	G100MM	N/C	N/C	
• 140 mm pneumatic lift (17 ¾" - 23")	140MM	G140MM	N/C	N/C	
Additional Options					
• Air lumbar	AL	ALG	\$115	\$115	
• Air thoracic	AT	ATG	\$138	\$138	
• Tailored adjustable headrest *	AHRTS	AHRTSG	\$286	\$310	
• 24 Hour Multi Tilt Mechanism **	24MT	N/A	\$237	N/A	

\*Standard on fabric upholstery. Only available on vinyl upholstery by request with a \$15 upcharge.

\*\* Warranted for 24 hour use up to a weight of 300 lbs.

\* Black framed chairs use the fabric Nytek (in black). Gray framed chairs use Light Gray. Vinyl upholstery is not permitted.

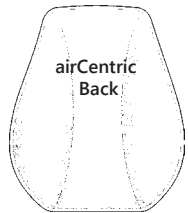
+ 70mm and 80mm lifts come with the 26" Glass reinforced nylon mid-profile base as standard.

# airCentric™ 2

## Boardroom Series

SIN# 33721

(Available in Midnight Black and Light Gray Frame)



## RECOMMENDED ARMS



## tCentric Armrest

## Height &amp; Lateral Adjustable

Midnight Black	Light Gray
TCL \$298	TCGL \$309

## Height &amp; Swivel Adjustable

Midnight Black	Light Gray
TC360 \$298	TC360G \$309

## Height, Lateral &amp; Swivel Adjustable

Midnight Black	Light Gray
TCL360 \$322	TCL360G \$332

Light Gray and Midnight Black options cannot be mixed.  
Additional arm options: 85-90.

## SEAT OPTIONS

**Extra Small XSS** \$56  
(17 ½" w x 15 ½" d)

**Small SS** N/C  
(18 ½" w x 17" d)

**Standard LS** N/C  
(20" w x 19" d)

**Plus Size PS** \$56  
(22" w x 19" d)

**Extra Long XLS** \$56  
(20" w x 21" d)

For graded in upholstery choices see page 95.



LIST PRICE	List Price	Midnight Black		Light Gray	
		air2-BR	air2S-BR	air2-BRG	air2S-BRG
	• Air Knit	\$624	\$624	\$655	\$655
	• Grade 1/COM (yd)	\$624 (1 ½)	\$624 (1 ½)	\$655 (1 ½)	\$655 (1 ½)
	• Grade 2	\$640	\$640	\$670	\$670
	• Grade 3	\$655	\$655	\$685	\$685
	• Grade 4	\$672	\$672	\$701	\$701
	• Grade 5	\$687	\$687	\$716	\$716
	• Leather	\$897	\$897	\$920	\$920
	• Perforated Leather	\$987	\$987	\$1,007	\$1,007
	• Perforated Leather/Fabric	\$787	\$787	\$813	\$813

STANDARD SPECIFICATIONS	Backrest	air2-BR	air2S-BR	air2-BRG	air2S-BRG
	<ul style="list-style-type: none"> <li>Front upholstered dual curve backrest</li> <li>Proprietary airflow molded polyurethane foam and structure</li> <li>5" Patented back height adjustment system</li> <li>Plastic back cap with airflow vents</li> </ul>	19" w x 24"h • • Midnight Black	19" w x 24"h • • Midnight Black	19" w x 24"h • • Light Grey	19" w x 24"h • • Light Grey
	Seat	<ul style="list-style-type: none"> <li>Dual density molded polyurethane foam</li> <li>Eight ply hardwood seat structure seat pan</li> <li>Tailored upholstery on seat pan*</li> </ul>			
	Boardroom Mechanism	<ul style="list-style-type: none"> <li>Single lock free float</li> <li>Seat height</li> <li>Adjustable spring tension</li> </ul>			
	Pneumatic Lift (seat height)	<ul style="list-style-type: none"> <li>125 mm pneumatic lift (16" - 20 ½")</li> </ul>			
	Base	<ul style="list-style-type: none"> <li>26" Glass reinforced nylon high profile base</li> <li>5 Dual wheel nylon casters 2</li> </ul>			
	Measurements	<ul style="list-style-type: none"> <li>Boxed weight/size</li> </ul>			
		56 lbs/11.7 cu.ft			

OPTIONS	Seat		Upcharge	Midnight Black	Light Gray
	<ul style="list-style-type: none"> <li>Triple density foam (adds ¾" to seat width &amp; depth)</li> <li>Non-tailored seat pan</li> </ul>	TDF NTS	\$46 N/C	• •	• •
	Base/Glides/Casters				
	<ul style="list-style-type: none"> <li>26" Glass reinforced nylon base</li> <li>26" Polished aluminum high profile base</li> <li>26" Glass reinforced nylon mid-profile base</li> <li>Chrome accent casters</li> <li>Dual wheel urethane casters 2</li> </ul>	26NB 26PHB 26MP CAC UC2	(\$11) \$122 N/C \$68 \$34	• • • • •	N/A • N/A • •
	Lifts (seat height)	MB CODE	LG CODE	MB Upcharge	LG Upcharge
	<ul style="list-style-type: none"> <li>80 mm pneumatic lift (15"-18")<sup>†</sup></li> <li>100 mm pneumatic lift (15 ¾"-19 ¾")</li> <li>140 mm pneumatic lift (17"-22 ½")</li> </ul>	80MM 100MM 140MM	G80MM G100MM G140MM	N/C N/C N/C	N/C N/C N/C

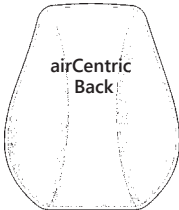
<sup>†</sup> 70mm and 80mm lifts come with the 26" Glass reinforced nylon mid-profile base as standard.

• Standard on fabric upholstery. Only available on vinyl upholstery by request with a \$15 upcharge.

# airCentric™ 2

## Counter Height Series

SIN# 33721



## RECOMMENDED ARMS



## tCentric Armrest

## Height &amp; Lateral Adjustable

Midnight Black	Light Gray
TCL \$298	TCLG \$309

## Height &amp; Swivel Adjustable

Midnight Black	Light Gray
TC360 \$298	TC360G \$309

## Height, Lateral &amp; Swivel Adjustable

Midnight Black	Light Gray
TCL360 \$322	TCL360G \$332

Light Gray and Midnight Black options cannot be mixed.  
Additional arm options: 85-90.

## SEAT OPTIONS

**Extra Small XSS** \$56  
(17 ½" w x 15 ½" d)

**Small SS** N/C  
(18 ½" w x 17" d)

**Standard LS** N/C  
(20" w x 19" d)

**Plus Size PS** \$56  
(22" w x 19" d)

**Extra Long XLS** \$56  
(20" w x 21" d)

For graded in upholstery choices see page 95.



LIST PRICE	Midnight Black		Light Gray	
	air2-CH	air2S-CH	air2-CHG	air2S-CHG
• Air Knit	\$842	\$842	\$879	\$879
• Grade 1/COM (yd)	\$842	\$842	\$879	\$879
• Grade 2	\$858	\$858	\$895	\$895
• Grade 3	\$873	\$873	\$910	\$910
• Grade 4	\$890	\$890	\$927	\$927
• Grade 5	\$905	\$905	\$942	\$942
• Brisa	\$1,100	\$1,100	\$1,137	\$1,137
• Leather	\$1,115	\$1,115	\$1,152	\$1,152
• Perforated Leather	\$1,205	\$1,205	\$1,242	\$1,242
• Perforated Leather/Fabric	\$1,005	\$1,005	\$1,042	\$1,042

STANDARD SPECIFICATIONS	Midnight Black		Light Gray	
	air2-CH	air2S-CH	air2-CHG	air2S-CHG
<b>Backrest</b>				
• 5" Patented back height adjustment system	•	•	•	•
• Plastic back cap with airflow vents (Midnight Black)	•	N/A	N/A	N/A
• Plastic back cap with airflow vents (Light Gray)	N/A	N/A	•	N/A
• Solid Back Cap (Midnight Black)	N/A	•	N/A	N/A
• Solid Back Cap (Light Gray)	N/A	N/A	N/A	•
• Proprietary airflow molded polyurethane foam and structure	•	•	•	•
• Front upholstered dual curve backrest	19" w x 24"h			
<b>Seat</b>				
• Dual density molded polyurethane foam		•		
• Eight ply hardwood seat structure seat pan		20" w x 19" d		
• Tailored upholstery on seat pan*		•		
<b>Counter Height Mechanism</b>				
• Independent back angle adjustment		•		
• Fixed seat		•		
• Seat height		•		
<b>Pneumatic Lift (seat height)</b>				
• 200 mm pneumatic lift (23" - 29 ½")		•	N/A	
• 200 mm light gray pneumatic lift (23" - 29 ½")	N/A		•	
<b>Base</b>				
• Midnight Black 26" Glass reinforced nylon mid-profile base	•		N/A	
• Light Gray 26" Glass reinforced nylon mid-profile base	N/A		•	
• 20" diameter aluminum, height adjustable footrest; 1.75" foot platform	•		•	
• 2 ¼" Glides	•		•	
<b>Measurements</b>				
• Boxed weight/size	56 lbs/11.7 cu.ft			

OPTIONS	Upcharge	
<b>Seat</b>		
• Triple density foam (adds ¼" to seat width & depth)	TDF	\$46
• Non-tailored seat pan	NTS	N/C
<b>Base/Glides/Casters</b>		
• Lock-on urethane casters	LON	\$115
• Lock-off urethane casters	LOF	\$55
• Dual wheel nylon casters	NC	N/C
• Dual wheel urethane casters	UC	\$34
• Single wheel nylon casters	SW	\$45
• Single wheel urethane casters	SWU	\$49
<b>Lifts (seat height)</b>		
• 157 mm pneumatic lift (18 ¼" - 23 ¾")	157MM	N/C
• 267 mm pneumatic lift (24 ¼" - 34 ¾")	267MM	\$5
<b>Additional Options</b>		
• Dedicated Task 2 Mechanism	DT2	N/C

† Only available with 26" Glass reinforced nylon base

• Standard on fabric upholstery. Only available on vinyl upholstery by request with a \$15 upcharge.

\* Black framed chairs use the fabric Brisa (in black). Gray framed chairs use Dove Gray. Vinyl upholstery is not permitted.

# geoCentric™

## Ultimate adjustability.

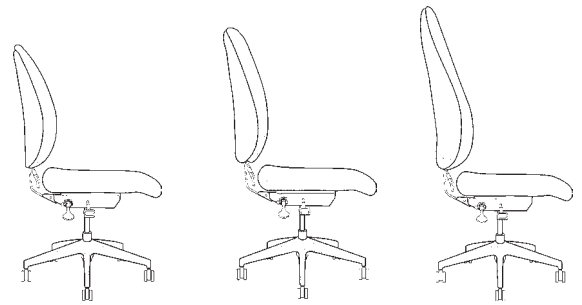
The most versatile, functional and adaptable seating system on the market. The geoCentric series provides the ideal seating solution for all office requirements including multi task, multi user, Dedicated Tasks and general office work.



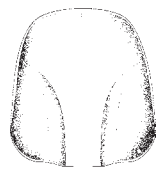
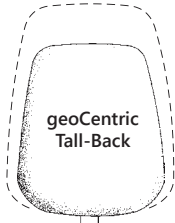
# geoCentric™

## Dedicated Task Series

SIN# 33721



### geoCentric Extra Tall-Back



**Plastic  
Back Cap  
PBCMBF**

Standard on vinyl and PVC Free (vinyl like) upholsteries. Ideal for extra durability and cleanability.

### RECOMMENDED ARMS



**4\"/>**



**3\"/>**

For specifications, illustrations and additional arm options, see pages 83-88.

### SEAT SIZE OPTIONS

**Extra Small XSS** \$56  
(17 1/2\"/>

**Small SS** N/C  
(18 1/2\"/>

**Plus Size PS** \$56  
(22\"/>

**Extra Long XLS** \$56  
(20\"/>

**Extra Deep XPS** \$56  
(22\"/>

For graded in upholstery choices see page 95.

\* Black framed chairs use the fabric Nytek (in black). Vinyl upholstery is not permitted.

LIST PRICE	List Price	geo-MB-DT2	geo-TB-DT2	geo-XTB-DT2		
	• Grade 1/COM (yd)	\$645 (1 ½)	\$663 (2)	\$744 (2)		
	• Grade 2	\$672	\$689	\$776		
	• Grade 3	\$687	\$705	\$796		
	• Grade 4	\$702	\$721	\$818		
	• Grade 5	\$719	\$736	\$838		
	• Leather Match	\$877	\$894	\$1,017		
	• Leather	\$1,023	\$1,041	\$1,186		
	• Plastic Back Cap Standard with Vinyl, PVC-free (vinyl-like) Upholsteries	(\$12)	N/A	N/A		
STANDARD SPECIFICATIONS	Backrest	geo-MB-DT2	geo-TB-DT2	geo-XTB-DT2		
	• 5" Patented back height adjustment system	•	•	•		
	• Fully upholstered dual curve backrest	17"w x 19"h	17"w x 21"h	19"w x 25"h		
	Seat					
	• Dual density molded polyurethane foam	•	•	•		
	• Eight ply hardwood seat structure seat pan	•	•	•		
	• Tailored upholstery on seat pan*	20"w x 19"d	20"w x 19"d	20"w x 19"d		
	Dedicated Task 2 Mechanism					
	• Independent back angle adjustment	•	•	•		
	• Seat angle adjustment	•	•	•		
	• Seat height	•	•	•		
	Pneumatic Lift (seat height)					
• 125 mm pneumatic lift (15 ¾" – 19 ¾")	•	•	•			
Base						
• 26" Glass reinforced nylon mid-profile base	•	•	•			
• 5 Dual wheel nylon casters	•	•	•			
Measurements						
• Boxed weight/size	42 lbs/6.7 cu.ft	45 lbs/10 ¾ cu.ft	52 lbs/11.7 cu.ft			
OPTIONS	Seat	Upcharge	geo-MB-DT2	geo-TB-DT2	geo-XTB-DT2	
	• Energy absorbant memory foam	EA	\$56	•	•	•
	• Triple density foam (adds ¾" to seat width & depth)	TDF	\$46	•	•	•
	• 2 ½" Seat slider (adds 1 ½" to seat height)‡	SSLF	\$74	•	•	•
	• Tailored upholstery on seat pan	TS	N/C	•	•	•
	• Non-tailored seat pan	NTS	N/C	•	•	•
	Base/Glides/Casters					
	• Chrome accent casters	CAC	\$68	•	•	•
	• Dual wheel urethane casters	UC	\$34	•	•	•
	• Single wheel nylon casters	SW	\$45	•	•	•
	• Single wheel urethane casters	SWU	\$49	•	•	•
	• 2 ¼" Glides	2G	N/C	•	•	•
	Lifts (seat height)					
	• 70 mm pneumatic lift (13 ½" - 16 ¾")	70MM	N/C	•	•	•
	• 80 mm pneumatic lift (14 ¾"-17 ¾")	80MM	N/C	•	•	•
	• 100 mm pneumatic lift (14 ¾"-18 ¾")	100MM	N/C	•	•	•
	• 140 mm pneumatic lift (16" - 21 ¼")	140MM	N/C	•	•	•
	• 157 mm pneumatic lift (18 ¼" - 23 ¾")	157MM	\$30	•	•	•
	• 200 mm pneumatic lift (23" - 29 ½")▲	200MM	\$30	•	•	•
	• 267 mm pneumatic lift (24 ¼" - 34 ¾")▲	267MM	\$34	•	•	N/A
	Additional Options					
	• Air lumbar	AL	\$115	•	•	•
	• Air thoracic	AT	\$138	•	•	•
	• Air thoracic and air lumbar	ATL	\$227	N/A	•	•
	• Adjustable headrest *	AHR	\$286	•	•	•
	• Thoracic back support	THB	\$56	•	•	•
• Plastic back cap - fabric	PBCMBF	N/C	•	N/A	N/A	
• 20" diameter height adjustable footring. (For use as a Foot Rest on 200mm and 267mm lifts only)	20FR	\$122	•	•	•	

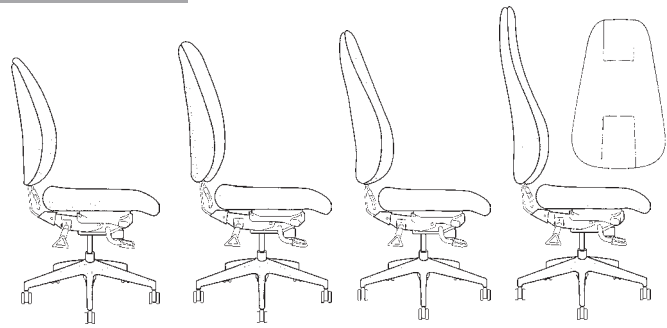
+ Not available with seat slider option  
 † 1 1/2\"/>

♦ Standard on fabric upholstery. Only available on vinyl upholstery by request with a \$15 upcharge.

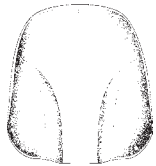
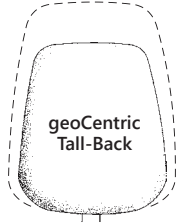
# geoCentric™

## Synchro Glide Series

SIN# 33721



### geoCentric Extra Tall-Back



Plastic  
Back Cap  
PBCMBF

Standard on vinyl and PVC Free (vinyl like) upholsteries. Ideal for extra durability and cleanability.

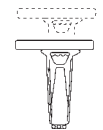
### RECOMMENDED ARMS



4" Adjustable  
T-Arm  
4ATAOT \$202



3" Oval Tube  
Adjustable  
T-Arm  
3ATAOT \$131



4" Adjustable  
Swivel Arm  
SWV \$293

For specifications, illustrations and additional arm options, see pages 83-88.

### SEAT SIZE OPTIONS

**Extra Small XSS** \$56  
(17 ½" w x 15 ½" d)

**Small SS** N/C  
(18 ½" w x 17" d)

**Plus Size PS** \$56  
(22" w x 19" d)

**Extra Long XLS** \$56  
(20" w x 21" d)

**Extra Deep XPS** \$56  
(22" w x 21" d)

For graded in upholstery choices see page 95.

LIST PRICE	List Price	geo-MB-SG	geo-TB-SG	geo-XTB-SG	geo-XHB-SG
	• Grade 1/COM (yd)	\$796 (1 ½)	\$817 (2)	\$893 (2)	\$1,004 (2 ½)
	• Grade 2	\$823	\$843	\$925	\$1,039
	• Grade 3	\$838	\$858	\$946	\$1,062
	• Grade 4	\$854	\$874	\$966	\$1,086
	• Grade 5	\$870	\$890	\$988	\$1,108
	• Leather Match	\$1,028	\$1,048	\$1,166	\$1,293
	• Leather	\$1,174	\$1,195	\$1,334	\$1,466
	• Plastic Back Cap Standard with Vinyl, PVC-free (vinyl-like) Upholsteries	(\$12)	N/A	N/A	N/A

STANDARD SPECIFICATIONS	Backrest	geo-MB-SG	geo-TB-SG	geo-XTB-SG	geo-XHB-SG
	• 5" Patented back height adjustment system	•	•	•	•
	• Fully upholstered dual curve backrest	17" w x 19" h	17" w x 21" h	19" w x 25" h	19" w x 34" h
	Seat				
	• Dual density molded polyurethane foam	•	•	•	•
	• Eight ply hardwood seat structure	•	•	•	•
	• Tailored upholstery on seat pan*	20" w x 19" d	20" w x 19" d	20" w x 19" d	20" w x 19" d
	Synchro Glide Mechanism				
	• Seat tilt lock out	•	•	•	•
	• Free float	•	•	•	•
	Pneumatic Lift (seat height)				
	• 125 mm pneumatic lift (18 ¼" - 22 ¾")	•	•	•	•
	Base				
	• 26" Glass reinforced nylon mid-profile base	•	•	•	•
	• 5 Dual wheel nylon casters	•	•	•	•
	Measurements				
	• Boxed weight/size	52 lbs/6.7 cu.ft	55 lbs/10 ¾ cu.ft	59 lbs/11.7 cu.ft	63 lbs/11.7 cu.ft

OPTIONS	Seat	Upcharge	geo-MB-SG	geo-TB-SG	geo-XTB-SG	geo-XHB-SG
	• Energy absorbant memory foam	EA	\$56	•	•	•
	• Triple density foam (adds ¾" to seat width & depth)	TDF	\$46	•	•	•
	• Non-tailored seat pan	NTS	N/C			
	Base/Glides/Casters					
	• 26" Polished aluminum mid-profile base	PMB	\$122	•	•	•
	• Chrome accent casters	CAC	\$68	•	•	•
	• Dual wheel urethane casters	UC	\$34	•	•	•
	• Single wheel nylon casters	SW	\$45	•	•	•
	• Single wheel urethane casters	SWU	\$49	•	•	•
	Lifts (seat height)					
	• 70 mm pneumatic lift (16 ½" - 19 ¼")	70MM	N/C	•	•	•
	• 80 mm pneumatic lift (17 ¼" - 20 ¼")	80MM	N/C	•	•	•
	• 100 mm pneumatic lift (17 ¾" - 21 ¾")	100MM	N/C	•	•	•
	• 140 mm pneumatic lift (19" - 24 ¼")	140MM	N/C	•	•	•
	Additional Options					
	• Air lumbar	AL	\$115	•	•	•
	• Air thoracic ▲	AT	\$138	•	•	•
	• Air thoracic and air lumbar ▲	ATL	\$227	N/A	•	•
	• Thoracic back support	THB	\$56	•	•	N/A
	• Adjustable headrest *	AHR	\$286	•	•	N/A
	• Plastic back cap - fabric	PBCMBF	N/C	•	N/A	N/A
	• Neck support	NNS	\$56	N/A	N/A	•

▲ Air Thoracic option is unavailable with the pull through design on the geoCentric Extra High Back.

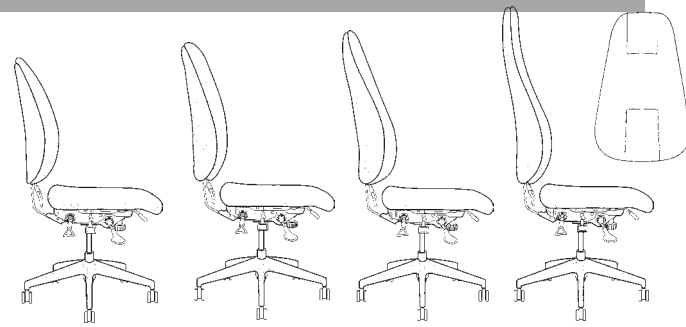
\* Standard on fabric upholstery. Only available on vinyl upholstery by request with a \$15 upcharge.

\* Uses the fabric Nytek (in black). Vinyl upholstery is not permitted.

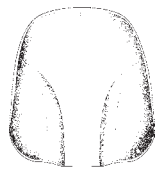
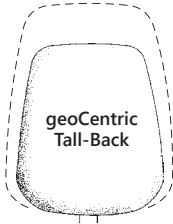
# geoCentric™

## Multi Tilt Series

SIN# 33721

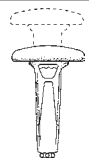
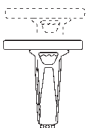


geoCentric Extra Tall-Back

Plastic  
Back Cap  
PBCMBF

Standard on vinyl and PVC Free (vinyl like) upholsteries. Ideal for extra durability and cleanability.

## RECOMMENDED ARMS

4" Adjustable  
T-Arm  
4ATAOT \$2023" Oval Tube  
Adjustable  
T-Arm  
3ATAOT \$1314" Adjustable  
Swivel Arm  
SWV \$293

For specifications, illustrations and additional arm options, see pages 83-88.

## SEAT SIZE OPTIONS

**Extra Small XSS** \$56  
(17 1/2" w x 15 1/2" d)

**Small SS** N/C  
(18 1/2" w x 17" d)

**Plus Size PS** \$56  
(22" w x 19" d)

**Extra Long XLS** \$56  
(20" w x 21" d)

**Extra Deep XPS** \$56  
(22" w x 21" d)

For graded in upholstery choices see page 95.

LIST PRICE	List Price	geo-MB-MT	geo-TB-MT	geo-XTB-MT	geo-XHB-MT		
	• Grade 1/COM (yd)	\$780 (1 ½)	\$799 (2)	\$877 (2)	\$988 (2 ½)		
	• Grade 2	\$805	\$826	\$907	\$1,022		
	• Grade 3	\$822	\$842	\$929	\$1,045		
	• Grade 4	\$837	\$857	\$950	\$1,068		
	• Grade 5	\$853	\$873	\$970	\$1,092		
	• Leather Match	\$1,010	\$1,031	\$1,149	\$1,275		
	• Leather	\$1,158	\$1,177	\$1,317	\$1,449		
	• Plastic Back Cap Standard with Vinyl, PVC-free (vinyl-like) Upholsteries	(\$13)	N/A	N/A	N/A		
STANDARD SPECIFICATIONS	Backrest	geo-MB-MT	geo-TB-MT	geo-XTB-MT	geo-XHB-MT		
	• 5" Patented back height adjustment system	•	•	•	•		
	• Fully upholstered dual curve backrest	17"w x 19"h	17"w x 21"h	19"w x 25"h	19"w x 34"h		
	Seat						
	• Dual density molded polyurethane foam	•	•	•	•		
	• Eight ply hardwood seat structure	•	•	•	•		
	• Tailored upholstery on seat pan*	20"w x 19"d	20"w x 19"d	20"w x 19"d	20"w x 19"d		
	Multi Tilt Mechanism						
	• Infinite lock free float	•	•	•	•		
	• Back angle adjustment	•	•	•	•		
	• Adjustable spring tension	•	•	•	•		
	• Infinite forward tilt lock out	•	•	•	•		
• 2 ½" Depth adjustable seat slider	•	•	•	•			
Pneumatic Lift (seat height)							
• 125 mm pneumatic lift (17 ¾" - 21 ¾")	•	•	•	•			
Base							
• 26" Glass reinforced nylon mid-profile base	•	•	•	•			
• 5 Dual wheel nylon casters	•	•	•	•			
Measurements							
• Boxed weight/size	49 lbs/6.7 cu.ft	52 lbs/10 ¾ cu.ft	56 lbs/11.7 cu.ft	60 lbs/11.7 cu.ft			
OPTIONS	Seat	Upcharge	geo-MB-MT	geo-TB-MT	geo-XTB-MT	geo-XHB-MT	
	• Energy absorbant memory foam	EA	\$56	•	•	•	•
	• Triple density foam (adds ¼" to seat width & depth)	TDF	\$46	•	•	•	•
	• Non-tailored seat pan	NTS	N/C				
	Base/Glides/Casters						
	• 26" Polished aluminum mid-profile base	PMB	\$122	•	•	•	•
	• Chrome accent casters	CAC	\$68	•	•	•	•
	• Dual wheel urethane casters	UC	\$34	•	•	•	•
	• Single wheel nylon casters	SW	\$45	•	•	•	•
	• Single wheel urethane casters	SWU	\$49	•	•	•	•
	• 2 ¼" Glides	2G	N/C	•	•	•	•
	Lifts (seat height)						
	• 70 mm pneumatic lift (15 ½" - 18 ¾")	70MM	N/C	•	•	•	•
	• 80 mm pneumatic lift (16 ¾" - 19 ¾")	80MM	N/C	•	•	•	•
	• 100 mm pneumatic lift (16 ¾" - 20 ¾")	100MM	N/C	•	•	•	•
	• 140 mm pneumatic lift (18" - 23 ¾")	140MM	N/C	•	•	•	•
	Additional Options						
	• Air lumbar	AL	\$115	•	•	•	•
	• Air thoracic ▲	AT	\$138	•	•	•	•
	• Air thoracic and air lumbar ▲	ATL	\$227	N/A	•	•	•
	• Adjustable headrest *	AHR	\$286	•	•	•	N/A
	• Thoracic back support	THB	\$56	•	•	•	N/A
	• Plastic back cap - fabric	PBCMBF	N/C	•	N/A	N/A	N/A
	• Neck support	NNS	\$56	N/A	N/A	N/A	•
	• 24 Hour Multi Tilt Mechanism **	24MT	\$237	•	•	•	•

▲ Air Thoracic option is unavailable with the pull through design on the geoCentric Extra High Back.  
\*\* Warranted for 24 hour use up to a weight of 300 lbs.

♦ Standard on fabric upholstery. Only available on vinyl upholstery by request with a \$15 upcharge.  
\* Uses the fabric Nytek (in black). Vinyl upholstery is not permitted.

# geoCentric™

## Stacker Series

SIN# 33721



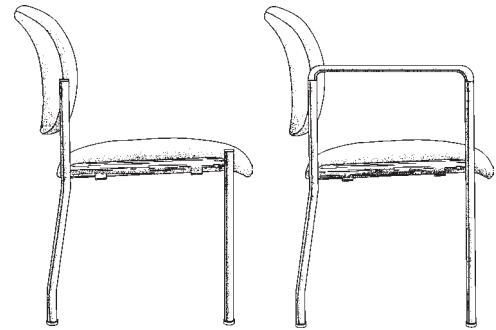
### Ordering 5 or more geoCentric Stackers?

Take 15% off list price in addition to regular dealer discount.

Stackers must be shipped in increments of 5 (e.g. 5, 10, 25)

Stackable 6 units high without cart and 10 units high with cart

\* Caster options should not be stacked.



LIST PRICE	List Price	geo-STACKER	geo-STACKER-A
	• Grade 1/COM (yd)	\$354 (1 ¼)	\$396 (1 ¼)
	• Grade 2	\$375	\$416
	• Grade 3	\$390	\$432
	• Grade 4	\$407	\$448
	• Grade 5	\$422	\$464
	• Leather	\$722	\$763

STANDARD SPECIFICATIONS	Backrest	geo-STACKER	geo-STACKER-A
	• Dual curve backrest	•	•
	• Concealed back brackets (except when upholstered in vinyl or leather)	18 ¼"w x 12 ½"h	18 ¼"w x 12 ½"h
	Seat	•	•
	• Dual curve waterfall seat	18 ½"w x 19 ½"d	18 ½"w x 19 ½"d
	• Seat pan	17"h	17"h
	• Seat height		
	Frame	•	•
	• 14 Gauge, ⅞" steel tube frame	•	•
	• Kick back legs for stability with durable custom glides	•	•
	• Black textured semi-gloss powder coat paint	•	•
	• Glass-filled nylon arms (black)	N/A	•
	Measurements		
	• Overall dimensions	20"w x 19"d x 31"h	23 ½"w x 19"d x 31"h
	• Boxed weight/size	21 lbs/13 cu.ft	24 lbs/13 cu.ft
	• Shipped 2 per carton	42 lbs	48 lbs

OPTIONS	Base/Glides/Casters		Upcharge	geo-STACKER	geo-STACKER-A
	• Nylon stacker casters *	NSC	\$49	•	•
	• Urethane stacker casters *	USC	\$62	•	•
	Additional Options				
	• Ganging brackets	GB	\$33	•	•
	• Cart (23"w x 29 ¾"l x 14 ¾"h)	CART	\$306	•	•

# eCentric<sup>TM</sup> Executive

The name says it all.

The eCentric Executive series is designed to provide exceptional cushioned comfort with the ergonomic support required in a variety of office environments.

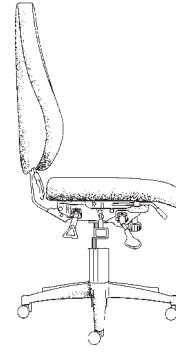
Versatile and adjustable, the eCentric Executive's durable design and pleasing aesthetic make the chair well suited for executive and management offices, boardrooms and conference rooms.



# eCentric™ Executive

## Multi Tilt Series

SIN# 33721

eCentric  
Executive  
Back

## RECOMMENDED ARMS



**TArmrest Height & Lateral Adjustable** TCL \$298

**TArmrest Height & Swivel Adjustable** TC360 \$298

**TArmrest Height, Lateral & Swivel** TCL360 \$322

For specifications, illustrations and additional arm options, see pages 83-88.

## SEAT SIZE OPTIONS

**Small 24CSS** N/C  
(20"w x 17"d)

**Small Heavy Duty SSHD**  
\$88 (24"w x 19"d)

**Large Heavy Duty LSHD**  
\$88 (24"w x 21"d)

**Plus Size 24CPS**  
\$56 (22"w x 21"d)

**Extra Wide 24CXW**  
\$56 (22"w x 19"d)

For graded in upholstery choices see page 95.

LIST PRICE	List Price	e-EXEC-MT
	• Grade 1/COM (yd)	\$1,091 (2 ½)
	• Grade 2	\$1,127
	• Grade 3	\$1,148
	• Grade 4	\$1,169
	• Grade 5	\$1,191
	• Leather Match	\$1,384
	• Leather	\$1,564

STANDARD SPECIFICATIONS	Backrest	e-EXEC-MT
	• 5" Patented back height adjustment system	•
	• Fully upholstered dual curve backrest	21"w* x 26"h
	Seat	
	• Dual density polyurethane foam	•
	• Eight ply hardwood seat structure	•
	• Tailored upholstery on seat pan	20"w x 19"d
	Multi Tilt Mechanism	
	• Infinite lock free float	•
	• Back angle adjustment	•
	• Adjustable spring tension	•
	• Infinite forward tilt lock out	•
	• 2 ½" Depth adjustable seat slider	•
	Pneumatic Lift (seat height)	
	• 125 mm pneumatic lift (17 ½"-22 ½")	•
	Base	
	• 27" Hercules glass reinforced nylon base	•
	• 5 Dual wheel nylon casters	•
	Measurements	
	• Boxed weight/size	60 lbs/11.7 cu.ft

OPTIONS	Seat		Upcharge
	• Triple density foam (adds ¼" to seat width & depth)	TDF	\$46
	• Non-tailored seat pan	NTS	N/C
	Base/Glides/Casters		
	• 26" Polished aluminum base	26PB	\$122
	• Chrome accent casters	CAC	\$68
	• Dual wheel urethane casters	UC	\$34
	• Single wheel nylon casters	SW	\$45
	• Single wheel urethane casters	SWU	\$49
	• 2 ¼" Glides	2G	N/C
	Lifts (seat height)		
	• 80 mm pneumatic lift (16 ½" - 19 ½")	80MM	N/C
	• 100 mm pneumatic lift (17" - 20 ½")	100MM	N/C
	• 140 mm pneumatic lift (18 ¾" - 24 ¼")	140MM	N/C
	Additional Options		
	• Air lumbar	AL	\$115
	• Air thoracic	AT	\$138
	• Air thoracic and air lumbar	ATL	\$227
	• eCentric Executive adjustable headrest *	24AHR	\$286
	• 24 Hour Multi Tilt Mechanism **	24MT	\$237


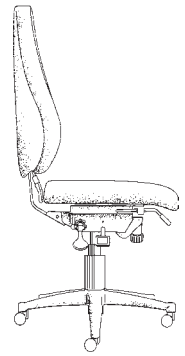
\*\* Warranted for 24 hour use up to a weight of 300 lbs.

\* Uses the fabric Nytek (in black). Vinyl upholstery is not permitted.

# eCentric™ Executive

## Plus Size Multi Tilt Series

SIN# 33721



### RECOMMENDED ARMS



**TArmrest Height & Lateral Adjustable** TCL \$298

**TArmrest Height & Swivel Adjustable** TC360 \$298

**TArmrest Height, Lateral & Swivel** TCL360 \$322

For specifications, illustrations and additional arm options, see pages 83-88.

### SEAT SIZE OPTIONS

**Small 24CSS N/C**  
(20"w x 17"d)

**Small Heavy Duty SSHD**  
\$88 (24"w x 19"d)

**Large Heavy Duty LSHD**  
\$88 (24"w x 21"d)

**Extra Wide 24CXW**  
\$56 (22"w x 19"d)

For graded in upholstery choices see page 95.

**Warranted for users weighing up to 350 lbs**

LIST PRICE	List Price	e-EXEC-PLUS-350MT
	• Grade 1/COM (yd)	\$1,457 (2 ½)
	• Grade 2	\$1,495
	• Grade 3	\$1,515
	• Grade 4	\$1,537
	• Grade 5	\$1,557
	• Leather Match	\$1,752
	• Leather	\$1,930

STANDARD SPECIFICATIONS	Backrest	e-EXEC-PLUS-350MT
	• 5" Patented back height adjustment system	•
	• Heavy duty back bar support	•
	• Molded polyurethane foam	•
	• Fully upholstered dual curved backrest tapered width	21"w x 26"h
	Seat	•
	• Dual density polyurethane foam	•
	• Eight ply hardwood seat structure	•
	• Tailored upholstery on seat pan	22"w x 21"d
	Plus Size Multi Tilt Mechanism	•
	• Back angle adjustment	•
	• Adjustable spring tension	•
	• Forward tilt lock out	•
	• Infinite lock free float	•
	• 2 ½" Depth adjustable seat slider	•
	Pneumatic Lift (seat height)	•
	• 125 mm heavy duty pneumatic lift (18 ½"-23 ½")	•
	Base	•
	• 27" Hercules glass reinforced nylon base	•
	• 5 Dual wheel nylon casters	•
	Measurements	
	• Boxed weight/size	73 lbs/12.7 cu.ft

OPTIONS	Seat		Upcharge
	• Triple density foam (adds ¼" to seat width & depth)	TDF	\$46
	Base / Glides / Casters		Upcharge
	• Chrome accent casters	CAC	\$68
	• Dual wheel urethane casters	UC	\$34
	• Single wheel casters	SW	\$45
	• Single wheel urethane casters	SWU	\$49
	• 2 ¾" Glides	2G	N/C
	Lifts (seat height)		
	• 80 mm heavy duty pneumatic lift (18" - 21")	80MMHD	N/C
	• 100 mm heavy duty pneumatic lift (18 ¾" - 20 ¾")	100MMHD	N/C
	• 140 mm heavy duty pneumatic lift (19" - 24 ½")	140MMHD	N/C
	Additional Options		
	• Air lumbar	AL	\$115
	• Air thoracic	AT	\$138
	• Air thoracic and air lumbar	ATL	\$227
	• eCentric Executive adjustable headrest *	24AHR	\$286
	• Heavy Duty Task Intensive Mechanism	TI	N/C
	• Non-tailored seat pan	NTS	N/C

\* Uses the fabric Nytek (in black). Vinyl upholstery is not permitted.

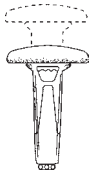
# eCentric™ Executive

## Heavy Duty Series

SIN# 33721

eCentric  
Executive  
Back

## RECOMMENDED ARMS

4" Adjustable  
T-Arm  
4ATANDD \$208

For specifications, illustrations  
and additional arm options,  
see pages 83-88.

## SEAT SIZE OPTIONS

**Small 24CSS** N/C  
(20"w x 17"d)

**Small Heavy Duty SSHD**  
\$88 (24"w x 19"d)

**Plus Size 24CPS**  
\$56 (22"w x 21"d)

**Extra Wide 24CXW**  
N/C (22"w x 19"d)

For graded in upholstery  
choices see page 95.

Warranted for users weighing up to 400lbs

LIST PRICE	List Price	e-EXEC-HD
	• Grade 1/COM (yd)	\$1,993 (3)
	• Grade 2	\$2,030
	• Grade 3	\$2,051
	• Grade 4	\$2,071
	• Grade 5	\$2,093
	• Leather Match	\$2,287
	• Leather	\$2,466

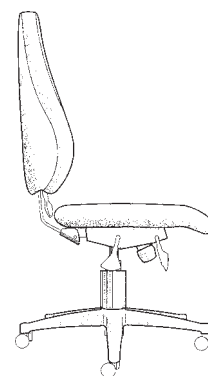
STANDARD SPECIFICATIONS	Backrest	e-EXEC-HD
	• 5" Patented back height adjustment system	•
	• Heavy duty back bar support	•
	• Molded polyurethane foam	•
	• Fully upholstered dual curved backrest	21"w* x 26"h
	Seat	
	• Heavy duty polyurethane foam	•
	• Tailored upholstery on seat pan	24"w x 21"d
	Plus Size Multi Tilt Mechanism	
	• Back angle adjustment	•
	• Adjustable spring tension	•
	• Forward tilt lock out	•
	• Infinite lock free float	•
	• 2 ½" Depth adjustable seat slider	•
	Pneumatic Lift (seat height)	
	• 100mm high pressure, high capacity cylinder (18 ¾"-22 ¼")	•
	Base	
	• 27" Steel base	•
	• Bariatric heavy duty casters	•
	Measurements	
	• Boxed weight/size (ships in two boxes)	106 lbs/17 cu.ft

OPTIONS	Additional Options		Upcharge
	• Air lumbar	AL	\$115
	• Air thoracic	AT	\$138
	• Air thoracic and air lumbar	ATL	\$227
	• eCentric Executive adjustable headrest *	24AHR	\$286
	• Heavy Duty Task Intensive Mechanism	TI	N/C
	• 30" Steel base	30SB	\$33
	• Dual wheel bariatric casters	DWBC	\$25
	• Non-tailored seat pan	NTS	N/C

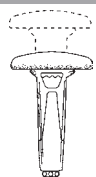
\* Uses the fabric Nytek (in black). Vinyl upholstery is not permitted.

# eCentric™ Executive Boardroom Series

SIN# 33721



## RECOMMENDED ARMS



**4" Adjustable  
T-Arm**  
4ATANDD \$208

For specifications, illustrations  
and additional arm options,  
see pages 83-88.

## SEAT SIZE OPTIONS

**Small 24CSS** \$58  
(20"w x 17"d)

**Small Heavy Duty SSHD**  
\$88 (24"w x 19"d)

**Large Heavy Duty LSHD**  
\$88 (24"w x 21"d)

**Plus Size 24CPS**  
\$56 (22"w x 21"d)

**Extra Wide 24CXW**  
N/C (22"w x 19"d)

For graded in upholstery  
choices see page 95.

LIST PRICE	List Price	e-EXEC-BR
	• Grade 1/COM (yd)	\$886 (3)
	• Grade 2	\$923
	• Grade 3	\$943
	• Grade 4	\$964
	• Grade 5	\$986
	• Leather Match	\$1,179
	• Leather	\$1,359

STANDARD SPECIFICATIONS	Backrest	e-EXEC-BR
	• 5" Patented back height adjustment system	•
	• Fully upholstered dual curve backrest	21"w* x 26"h
	Seat	
	• Dual density polyurethane foam	•
	• Eight ply hardwood seat structure	•
	• Tailored upholstery on seat pan	20"w x 19"d
	Boardroom Mechanism	
	• Single lock free float	•
	• Seat height	•
	• Adjustable spring tension	•
	Pneumatic Lift (seat height)	
	• 125 mm pneumatic lift (17 ½"-22 ½")	•
	Base	
	• 27" Hercules glass reinforced nylon base	•
	• 5 Dual wheel nylon casters	•
	Measurements	
	• Boxed weight/size	60 lbs/11.7 cu.ft

OPTIONS	Seat		Upcharge
	• Triple density foam (adds ¼" to seat width & depth)	TDF	\$46
	• Non-tailored seat pan	NTS	N/C
	Base/Glides/Casters		
	• 26" Polished aluminum base	26PB	\$122
	• Chrome accent casters	CAC	\$68
	• Dual wheel urethane casters	UC	\$34
	• Single wheel nylon casters	SW	\$45
	• Single wheel urethane casters	SWU	\$49
	• 2 ¼" Glides	2G	N/C
	Lifts (seat height)		
	• 80 mm pneumatic lift (16 ½" - 19 ½")	80MM	N/C
	• 100 mm pneumatic lift (17" - 20 ½")	100MM	N/C
	• 140 mm pneumatic lift (18 ¾" - 24 ¼")	140MM	N/C
	Additional Options		
	• Air lumbar	AL	\$115
	• Air thoracic	AT	\$138
	• Air thoracic and air lumbar	ATL	\$227
	• eCentric Executive adjustable headrest *	24AHR	\$286

\* Uses the fabric Nytek (in black). Vinyl upholstery is not permitted.

# Saffron

A high quality,  
cost-effective solution

Built using the same high quality materials used in all ergoCentric chair lines, the Saffron series offers a cost-effective and comfortable solution for ergonomic task seating.

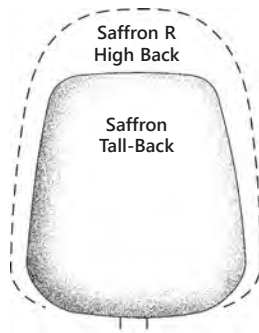
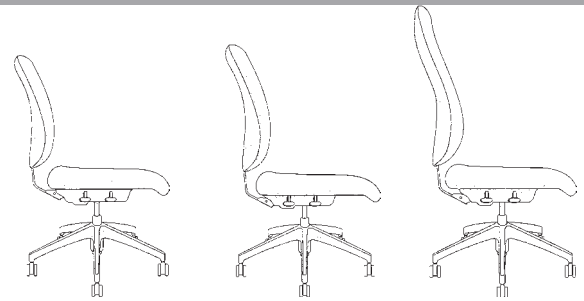
The Saffron series is designed with all the features ergonomists demand: quality materials, quality workmanship and ergonomic function. In combination, these features are designed to maximize both health and productivity.



# Saffron R

## Dedicated Task Series

SIN# 33721



## RECOMMENDED ARMS



**3" Adjustable Swivel Arm**  
3SWVOT \$184



**3" Oval Tube Adjustable T-Arm**  
3ATAOT \$131

For specifications, illustrations and additional arm options, see pages 83-88.

## SEAT SIZE OPTIONS

**Extra Small XSS** \$56  
(17 ½" w x 15 ½" d)

**Small SS** N/C  
(18 ½" w x 17" d)

**Plus Size PS** \$56  
(22" w x 19" d)

**Extra Long XLS** \$56  
(20" w x 21" d)

**Extra Deep XPS** \$56  
(22" w x 21" d)

For graded in upholstery choices see page 95.

LIST PRICE	List Price	SAF-MBR-DT2	SAF-TBR-DT2	SAF-HBR-DT2
• Grade 1/COM (yd)		\$543 (1 ½)	\$562 (2)	\$645 (2)
• Grade 2		\$570	\$588	\$677
• Grade 3		\$585	\$605	\$697
• Grade 4		\$600	\$620	\$719
• Grade 5		\$617	\$636	\$740

STANDARD SPECIFICATIONS	Backrest	SAF-MBR-DT2	SAF-TBR-DT2	SAF-HBR-DT2
	<ul style="list-style-type: none"> <li>Fully upholstered dual curve backrest</li> <li>5" back height adjustment system</li> </ul>	17" w x 19" h	17" w x 21" h	19" w x 25" h
	<b>Seat</b>			
	<ul style="list-style-type: none"> <li>Dual density molded polyurethane foam</li> <li>Eight ply hardwood seat structure seat pan</li> <li>Tailored upholstery on seat pan*</li> </ul>	20" w x 19" d	20" w x 19" d	20" w x 19" d
	<b>Dedicated Task 2 Mechanism</b>			
	<ul style="list-style-type: none"> <li>Independent back angle adjustment</li> <li>Seat angle adjustment</li> <li>Seat height</li> </ul>	•	•	•
	<b>Pneumatic Lift (seat height)</b>			
	<ul style="list-style-type: none"> <li>125 mm pneumatic lift (15 ¼" - 19 ¾")</li> </ul>	•	•	•
	<b>Base</b>			
	<ul style="list-style-type: none"> <li>26" Glass reinforced nylon mid-profile base</li> <li>5 Dual wheel nylon casters 2</li> </ul>	•	•	•
	<b>Measurements</b>			
	Boxed weight/size	41 lbs/6.7 cu.ft	44 lbs/10 ¾ cu.ft	50 lbs/11.7 cu. ft

OPTIONS	Seat	Upcharge	SAF-MBR-DT2	SAF-TBR-DT2	SAF-HBR-DT2
	<ul style="list-style-type: none"> <li>Energy absorbant memory foam</li> <li>Triple density foam (adds ¼" to seat width &amp; depth)</li> <li>2 ½" Seat slider (adds 1 ½" to seat height)*</li> <li>Non-tailored seat pan</li> </ul>	EA TDF SSLF NTS	\$56 \$46 \$74 N/C	• • • •	• • • •
	<b>Base/Glides/Casters</b>				
	<ul style="list-style-type: none"> <li>Dual wheel urethane casters</li> <li>Single wheel nylon casters</li> <li>Single wheel urethane casters</li> <li>2 ¼" Glides</li> </ul>	UC SW SWU 2G	\$34 \$45 \$49 N/C	• • • •	• • • •
	<b>Lifts (seat height)</b>				
	<ul style="list-style-type: none"> <li>80 mm pneumatic lift (14 ¼" - 17 ¼")</li> <li>100 mm pneumatic lift (14 ¾" - 18 ¾")</li> <li>140 mm pneumatic lift (16" - 21 ¼")</li> <li>157 mm pneumatic lift (18 ¼" - 23 ¾")</li> <li>200 mm pneumatic lift (23" - 29 ½")</li> <li>267 mm pneumatic lift (24 ¼" - 34 ¼")</li> </ul>	80MM 100MM 140MM 157MM 200MM 267MM	N/C N/C N/C \$30 \$30 \$34	• • • • • •	• • • • • N/A
	<b>Additional Options</b>				
	<ul style="list-style-type: none"> <li>Adjustable headrest*</li> <li>Air lumbar</li> <li>Air thoracic</li> <li>Air thoracic and air lumbar</li> <li>Thoracic back support</li> <li>20" diameter height adjustable footrest. (For use as a Foot Rest on 200mm and 267mm lifts only)</li> </ul>	AHR AL AT ATL THB 20FR	\$295 \$115 \$138 \$227 \$56 \$122	• • • N/A • •	• • • • • •

\* 1 ½" Seat Slider when used with an Extra Small Seat XSS

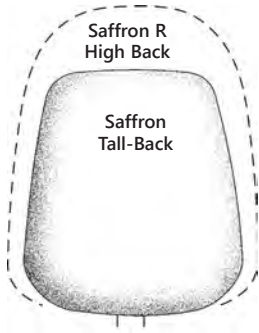
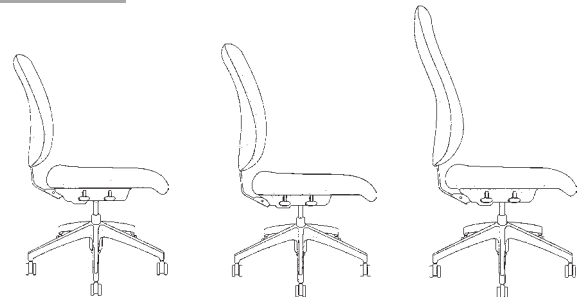
\* Standard on fabric upholstery. Only available on vinyl upholstery by request with a \$15 upcharge.

\* Uses the fabric Nytek (in black). Vinyl upholstery is not permitted.

# Saffron R

## Multi Tilt Series

SIN# 33721



## RECOMMENDED ARMS



**3" Adjustable Swivel Arm**  
3SWVOT \$184



**3" Oval Tube Adjustable T-Arm**  
3ATAOT \$131

For specifications, illustrations and additional arm options, see pages 83-88.

## SEAT SIZE OPTIONS

**Extra Small XSS** \$56  
(17 ½" w x 15 ½" d)

**Small SS** N/C  
(18 ½" w x 17" d)

**Plus Size PS** \$56  
(22" w x 19" d)

**Extra Long XLS** \$56  
(20" w x 21" d)

**Extra Deep XPS** \$56  
(22" w x 21" d)

For graded in upholstery choices see page 95.

LIST PRICE	List Price	SAF-MBR-MT	SAF-TBR-MT	SAF-HBR-MT
	• Grade 1/COM (yd)	\$678 (1 ½)	\$696 (2)	\$780 (2)
	• Grade 2	\$703	\$723	\$811
	• Grade 3	\$720	\$739	\$832
	• Grade 4	\$735	\$754	\$853
	• Grade 5	\$751	\$770	\$874

STANDARD SPECIFICATIONS	Backrest	SAF-MBR-MT	SAF-TBR-MT	SAF-HBR-MT
	• Fully upholstered dual curve backrest	17" w x 19" h	17" w x 21" h	19" w x 25" h
	• 5" back height adjustment system	•	•	•
	<b>Seat</b>			
	• Dual density molded polyurethane foam	•	•	•
	• Eight ply hardwood seat structure seat pan	20" w x 19" d	20" w x 19" d	20" w x 19" d
	• Tailored upholstery on seat pan*			
	<b>Multi Tilt Mechanism</b>			
	• Infinite lock free float	•	•	•
	• Back angle adjustment	•	•	•
	• Adjustable spring tension	•	•	•
	• Infinite forward tilt lock out	•	•	•
	• 2 ½" Depth adjustable seat slider	•	•	•
	<b>Pneumatic Lift (seat height)</b>			
	• 125 mm pneumatic lift (17 ¼" - 21 ¾")	•	•	•
	<b>Base</b>			
	• 26" Glass reinforced nylon mid-profile base	•	•	•
	• 5 Dual wheel nylon casters 2	•	•	•
	<b>Measurements</b>			
	• Boxed weight/size	48 lbs/6.7 cu.ft	51 lbs/10 ¾ cu.ft	55 lbs/11.7 cu.ft

OPTIONS	Seat	Upcharge	SAF-MBR-MT	SAF-TBR-MT	SAF-HBR-MT
	• Energy absorbant memory foam	EA	\$56	•	•
	• Triple density foam (adds ¼" to seat width & depth)	TDF	\$46	•	•
	• Non-tailored seat pan	NTS	N/C	•	•
	<b>Base/Glides/Casters</b>				
	• 26" Polished aluminum base	26PB	\$122	•	•
	• Dual wheel urethane casters	UC	\$34	•	•
	• Single wheel nylon casters	SW	\$45	•	•
	• Single wheel urethane casters	SWU	\$49	•	•
	• 2 ¾" Glides	2G	N/C	•	•
	<b>Lifts (seat height)</b>				
	• 80 mm pneumatic lift (16 ¼" - 19 ¼")	80MM	N/C	•	•
	• 100 mm pneumatic lift (16 ¾" - 20 ¾")	100MM	N/C	•	•
	• 140 mm pneumatic lift (18" - 23 ¾")	140MM	N/C	•	•
	<b>Additional Options</b>				
	• Adjustable headrest *	AHR	\$286	•	•
	• Air lumbar	AL	\$115	•	•
	• Air thoracic	AT	\$138	•	•
	• Air thoracic and air lumbar	ATL	\$227	N/A	•
	• Thoracic back support	THB	\$56	•	•

\* Standard on fabric upholstery. Only available on vinyl upholstery by request with a \$15 upcharge.

\* Uses the fabric Nytek (in black). Vinyl upholstery is not permitted.

# myCentric™

It's all about you.

The myCentric series provides a pleasing aesthetic in a variety of office environments.

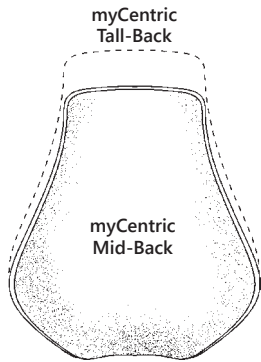
The chair is designed to hug the user's back; adding stability to the upper body while providing the same exceptional ergonomic support and comfort ergoCentric is known for.



# myCentric™

## Multi Tilt Series

SIN# 33721



## RECOMMENDED ARMS



## tCentric Armrest

## Height &amp; Lateral Adjustable

Midnight Black	Light Gray
TCL \$298	TCLG \$309

## Height &amp; Swivel Adjustable

Midnight Black	Light Gray
TC360 \$298	TC360G \$309

## Height, Lateral &amp; Swivel Adjustable

Midnight Black	Light Gray
TCL360 \$322	TC360G \$332

For specifications and illustrations of the tCentric armrest, see pages 83-88.

## SEAT SIZE OPTIONS

**Extra Small XSS** \$56  
(17 ½" w x 15 ½" d)

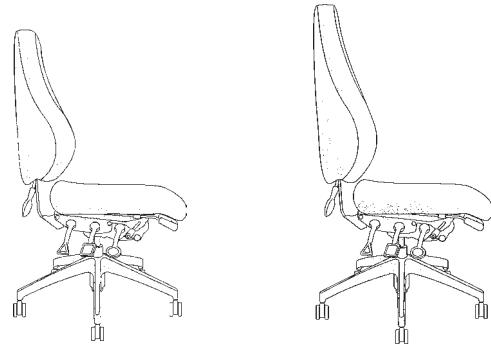
**Small SS** N/C  
(18 ½" w x 17" d)

**Plus Size PS** \$56  
(22" w x 19" d)

**Extra Long XLS** \$56  
(20" w x 21" d)

**Extra Deep XPS** \$56  
(22" w x 21" d)

For graded in upholstery choices see page 95.



LIST PRICE	List Price	Midnight Black		Light Gray	
		my-MB-MT	my-TB-MT	myLG-MB-MTG	myLG-TB-MTG
	• Grade 1/COM (yd)	\$902 (1 ½)	\$940 (2)	\$967 (1 ½)	\$1,006 (2)
	• Grade 2	\$938	\$977	\$984	\$1,026
	• Grade 3	\$959	\$998	\$1,001	\$1,046
	• Grade 4	\$980	\$1,020	\$1,018	\$1,066
	• Grade 5	\$1,000	\$1,040	\$1,035	\$1,086
	• Leather Match	\$1,191	\$1,235	\$1,188	\$1,239
	• Leather	\$1,366	\$1,413	\$1,329	\$1,380

STANDARD SPECIFICATIONS	Backrest	my-MB-MT	my-TB-MT	myLG-MB-MTG	myLG-TB-MTG
	<ul style="list-style-type: none"> <li>5" Patented back height adjustment system</li> <li>Molded polyurethane foam</li> <li>Fully upholstered dual curve backrest wraps around lumbar area</li> </ul>	• 18 ½" w x 19" h	• 18 ½" w x 23" h	• 18 ½" w x 19" h	• 18 ½" w x 23" h
STANDARD SPECIFICATIONS	Seat	• 20" w x 19" d			
	<ul style="list-style-type: none"> <li>Dual density molded polyurethane foam</li> <li>Eight ply hardwood seat structure</li> <li>Tailored upholstery on seat pan*</li> </ul>				
STANDARD SPECIFICATIONS	Multi Tilt Mechanism	• • • • •			
	<ul style="list-style-type: none"> <li>Infinite lock free float</li> <li>Back angle adjustment</li> <li>Adjustable spring tension</li> <li>Infinite forward tilt lock out</li> <li>2 ½" Depth adjustable seat slider</li> </ul>				
STANDARD SPECIFICATIONS	Pneumatic Lift (seat height)	125 mm pneumatic lift (17 ¾" - 21 ¾")		Midnight Black	Light Gray
	Base	<ul style="list-style-type: none"> <li>26" Glass reinforced nylon mid-profile base</li> <li>5 Dual wheel nylon casters 2</li> </ul>		Midnight Black	Light Gray
STANDARD SPECIFICATIONS	Measurements	56 lbs/11.7 cu.ft			
	• Boxed weight/size				

OPTIONS	Seat	Upcharge	Midnight Black	Light Gray
	• Energy absorbant memory foam	EA \$56	•	•
OPTIONS	• Triple density foam (adds ¼" to seat width & depth)	TDF \$46	•	•
	• Non-tailored seat pan	NTS N/C	•	•
OPTIONS	Base/Glides/Casters			
	• 26" Polished aluminum base	26PB \$122	•	•
OPTIONS	• Chrome accent casters	CAC \$68	•	•
	• Dual wheel urethane casters	UC \$34	•	•
OPTIONS	• Single wheel nylon casters	SW \$45	•	•
	• Single wheel urethane casters	SWU \$49	•	•
OPTIONS	• 2 ¼" Glides	2G N/C	•	•
	Lifts (seat height)	MB CODE	LG CODE	Upcharge
OPTIONS	• 80 mm pneumatic lift (16 ¾" - 19 ¾")	80MM	G80MM	N/C
	• 100 mm pneumatic lift (16 ¾" - 20 ¾")	100MM	G100MM	N/C
OPTIONS	• 140 mm pneumatic lift (18" - 23 ¼")	140MM	G140MM	N/C
	Additional Options			
OPTIONS	• Air lumbar	AL	ALG	\$115
	• Air thoracic	AT	ATG	\$138
OPTIONS	• Adjustable headrest*	AHR	AHRG	\$286
	• 24 Hour Multi Tilt Mechanism **	24MT	N/A	\$237

\* Not Available with Midback

\*\* Warranted for 24 hour use up to a weight of 300 lbs.

\* Standard on fabric upholstery. Only available on vinyl upholstery by request with a \$15 upcharge.

\* Uses the fabric Nytek (in black). Vinyl upholstery is not permitted.

# ecoCentric™ Mesh

Breathable and comfortable.  
The perfect combination.

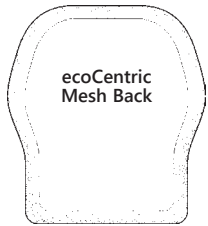
ecoCentric Mesh chairs deliver a high quality mesh back with four inches of lumbar adjustment. With an airflow seat option unique to ergoCentric, the ecoCentric Mesh series delivers the benefits of airflow with the proven ergonomic comfort and support of foam and fabric.



# ecoCentric™ Mesh

## Dedicated Task Series

SIN# 33721



## RECOMMENDED ARMS



**3" Oval Tube  
Adjustable  
T-Arm**  
3ATAOT \$131

For specifications, illustrations  
and additional arm options,  
see pages 83-88.

## SEAT SIZE OPTIONS

**Extra Small XSS** \$56  
(17 ½" w x 15 ½" d)

**Small SS** N/C  
(18 ½" w x 17" d)

**Standard LS** N/C  
(22" w x 21" d)

**Plus Size PS** \$56  
(22" w x 19" d)

**Extra Long XLS** \$56  
(20" w x 21" d)

For graded in upholstery  
choices see page 95.

LIST PRICE	List Price	eco-MESH-DT
	• Grade 1/COM (yd) or Mesh Seat	\$556 (1)
	• Grade 2	\$573
	• Grade 3	\$588
	• Grade 4	\$604
	• Grade 5	\$620
	• Leather	\$835

STANDARD SPECIFICATIONS	Backrest	eco-MESH-DT
	• Breathable double mesh backrest.	19 ¼" w x 23" h
	• 4" of adjustable lumbar support	•
	Seat	
	• Molded polyurethane high resilient foam	•
	• Eight ply hardwood seat structure	•
	• Tailored upholstery on seat pan*	20" w x 19" d
	Dedicated Task 2 Mechanism	
	• Independent back angle adjustment	•
	• Seat angle adjustment	•
	• Seat height	•
	Pneumatic Lift (seat height)	
	• 125 mm pneumatic lift (15 ¼" - 19 ¾")	•
	Base	
	• 26" Glass reinforced nylon mid-profile base	•
	• 5 Dual wheel nylon casters 2	•
	Measurements	
	• Boxed weight/size	56 lbs/11.7 cu.ft

OPTIONS	Seat		Upcharge
	• Energy absorbant memory foam	EA	\$56
	• Triple density foam (adds ¼" to seat width & depth)	TDF	\$46
	• 2 ½" Seat slider (adds 1 ½" to seat height) <sup>††</sup>	SSLF	\$74
	• Non-tailored seat pan	NTS	N/C
	• Single layer high-friction mesh seat (20" w x 18 ½" d) <sup>‡</sup>	MS	N/C
	Base/Glides/Casters		
	• 26" Polished aluminum base	26PB	\$122
	• 26" Glass reinforced nylon base	26NB	(\$11)
	• Chrome accent casters	CAC	\$68
	• Dual wheel urethane casters	UC	\$34
	• Single wheel nylon casters	SW	\$45
	• Single wheel urethane casters	SWU	\$49
	• 2 ¼" Glides	2G	N/C
	Lifts (seat height)		
	• 80 mm pneumatic lift (14 ¾"-17 ¼")	80MM	N/C
	• 100 mm pneumatic lift (14 ¾"-18 ¾")	100MM	N/C
	• 140 mm pneumatic lift (16" - 21 ¼")	140MM	N/C
	Additional Options		
	• Adjustable headrest *	AHR	\$286
	• Tilt 2 Mechanism (adds 2 ½" of back height adjustment)	TILT2	\$35

\* Standard on fabric upholstery. Only available on vinyl upholstery by request with a \$15 upcharge.

<sup>††</sup> 1 ½" Seat Slider when used with an Extra Small Seat XSS

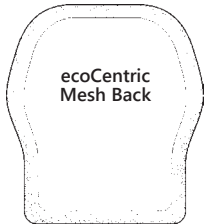
<sup>‡</sup> Comes standard with single layer high-friction mesh backrest.

\* Uses black Nytek upholstery. Vinyl upholstery is not permitted.

# ecoCentric™ Mesh

## Multi Tilt Series

SIN# 33721



### RECOMMENDED ARMS



**3" Oval Tube  
Adjustable  
T-Arm**  
3ATAOT \$131

*For specifications, illustrations  
and additional arm options,  
see pages 83-88.*

### SEAT SIZE OPTIONS

**Extra Small XSS** \$56  
(17 ½" w x 15 ½" d)

**Small SS** N/C  
(18 ½" w x 17" d)

**Standard LS** N/C  
(22" w x 21" d)

**Plus Size PS** \$56  
(22" w x 19" d)

**Extra Long XLS** \$56  
(20" w x 21" d)

*For graded in upholstery  
choices see page 95.*

LIST PRICE	List Price	eco-MESH-MT
	• Grade 1/COM (yd) or Mesh Seat	\$691 (1)
	• Grade 2	\$707
	• Grade 3	\$723
	• Grade 4	\$739
	• Grade 5	\$754
	• Leather	\$969

STANDARD SPECIFICATIONS	Backrest	eco-MESH-MT
	• Breathable double mesh backrest.	19 ¼" w x 23" h
	• 4" of adjustable lumbar support	•
	Seat	
	• Molded polyurethane high resilient foam	•
	• Eight ply hardwood seat structure	•
	• Tailored upholstery on seat pan*	20" w x 19" d
	Multi Tilt Mechanism	
	• Infinite lock free float	•
	• Back angle adjustment	•
	• Adjustable spring tension	•
	• Infinite forward tilt lock out	•
	• 2 ½" Depth adjustable seat slider	•
	Pneumatic Lift (seat height)	
	• 125 mm pneumatic lift (17 ¼" - 21 ¾")	•
	Base	
	• 26" Glass reinforced nylon mid-profile base	•
	• 5 Dual wheel nylon casters 2	•
	Measurements	
	• Boxed weight/size	56 lbs/11.7 cu.ft

OPTIONS	Seat	Upcharge	
	• Energy absorbant memory foam	EA	\$56
	• Triple density foam (adds ¼" to seat width & depth)	TDF	\$46
	• Non-tailored seat pan	NTS	N/C
	• Single layer high-friction mesh seat (20" w x 18 ½" d) *	MS	N/C
	Base/Glides/Casters		
	• 26" Polished aluminum base	26PB	\$122
	• 26" Glass reinforced nylon base	26NB	(\$11)
	• Chrome accent casters	CAC	\$68
	• Dual wheel urethane casters	UC	\$34
	• Single wheel nylon casters	SW	\$45
	• Single wheel urethane casters	SWU	\$49
	• 2 ¼" Glides	2G	N/C
	Lifts (seat height)		
	• 80 mm pneumatic lift (16 ¾" - 19 ¼")	80MM	N/C
	• 100 mm pneumatic lift (16 ¾" - 20 ¾")	100MM	N/C
	• 140 mm pneumatic lift (18" - 23 ¼")	140MM	N/C
	Additional Options		
	• 24 Hour Multi Tilt Mechanism ▲	24MT	\$237
	• Tilt Mechanism (Turn knob back height adjustment add 2 ¼") ▲▲	SAFMT	\$35
	• 2 ½" seat slider (adds 1 ½" to seat height) ▲▲▲	SSLF	\$74
	• Adjustable headrest *	AHR	\$286


- ▲ Warranted for 24 hour use up to a weight of 280 lbs.  
 ▲▲ Doesn't have the Seat Slider (Must add)  
 ▲▲▲ Only for Saffron Multi Tilt Mechanism

- \* Standard on fabric upholstery. Only available on vinyl upholstery by request with a \$15 upcharge.  
 \* Uses the fabric Nytek (in black). Vinyl upholstery is not permitted.

# ecoCentric™ Mesh

## Boardroom Series

SIN# 33721



LIST PRICE	List Price	eco-MESH-BR
	• Grade 1/COM (yd) or Mesh Seat	\$486 (1)
	• Grade 2	\$502
	• Grade 3	\$518
	• Grade 4	\$534
	• Grade 5	\$549
	• Leather	\$764

### RECOMMENDED ARMS

For specifications, illustrations and additional arm options, see pages 83-88.

STANDARD SPECIFICATIONS	Backrest	eco-MESH-BR
	• Breathable double mesh backrest.	19 ¼" w x 23" h
	• 4" Of adjustable lumbar support	•
	Seat	
	• Molded polyurethane high resilient foam	•
	• Eight ply hardwood seat structure	•
	• Tailored upholstery on seat pan*	20" w x 19" d
	Boardroom Mechanism	
	• Seat height	•
	• Single lock free float	•
	• Adjustable spring tension	•
	Pneumatic Lift (seat height)	
	• 125 mm pneumatic lift (16 ¼" - 20 ¾")	•
	Base	
	• 26" Glass reinforced nylon mid-profile base	•
	• 5 Dual wheel nylon casters 2	•
	Measurements	
	• Boxed weight/size	56 lbs/11.7 cu.ft

### SEAT SIZE OPTIONS

**Extra Small XSS** \$56  
(17 ½" w x 15 ½" d)

**Small SS** N/C  
(18 ½" w x 17" d)

**Standard LS** N/C  
(22" w x 21" d)

**Plus Size PS** \$56  
(22" w x 19" d)

**Extra Long XLS** \$56  
(20" w x 21" d)

For graded in upholstery choices see page 95.

OPTIONS	Seat		Upcharge
	• Triple density foam seat (adds ¼" to seat width & depth)	TDF	\$46
	• Non-tailored seat pan	NTS	N/C
	• Single layer high-friction mesh seat (20" w x 18 ½" d) <sup>u</sup>	MS	N/C
	Base/Glides/Casters		
	• 26" Polished aluminum base	26PB	\$122
	• 26" Glass reinforced nylon base	26NB	(\$11)
	• Chrome accent casters	CAC	\$68
	• Dual wheel urethane casters	UC	\$34
	• Single wheel nylon casters	SW	\$45
	• Single wheel urethane casters	SWU	\$49
	• 2 ¾" Glides	2G	N/C
	Lifts (seat height)		
	• 80 mm pneumatic lift (15 ¼" - 18 ¼")	80MM	N/C
	• 100 mm pneumatic lift (15 ¾" - 19 ¾")	100MM	N/C
	• 140 mm pneumatic lift (17" - 22 ¼")	140MM	N/C
	Additional Options		
	• Adjustable headrest *	AHR	\$286

\* Standard on fabric upholstery. Only available on vinyl upholstery by request with a \$15 upcharge.

<sup>u</sup> The Mesh Seat is only available in one size.

\* Uses the fabric Nytek (in black). Vinyl upholstery is not permitted.

# ecoCentric™ Stacker

Comfortable, durable  
and easy to move.

The ecoCentric stacker offers superior support in plastic seating to ensure visitors are sitting comfortably even during longer sessions. With its modular construction and available options, the ecoCentric stacker is well suited for private offices, waiting and eating areas, classrooms and auditoriums.

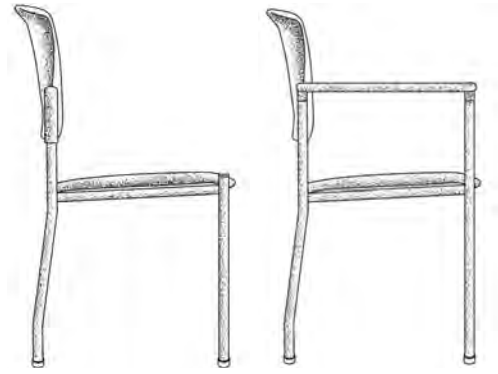
Ideal for settings that require occasional seating, the dual curve design of the back structure offers subtle lumbar support while the dual curved seat reduces pressure on the seat bones and improves circulation. Upholstered seat or upholstered back options add a stylish element for upscale environments while providing additional comfort for longer term meetings.



# ecoCentric™

## Stacker Series

SIN# 33721



### Also Available in Gray

The Gray package includes a Gray seat, Gray backrest, and Gray arm cap at no additional cost.

### Ordering 5 or more ecoCentric Stackers?

Take 15% off list price in addition to regular dealer discount.

Stackers must be shipped in increments of 5 (e.g. 5, 10, 25)

Stackable 6 units high without cart and 10 units high with cart

\* Caster options should not be stacked.

LIST PRICE	List Price	eco-STACKER	eco-STACKER-A
	• Plastic (18 ½"w x 18 ½"d)/COM (yd)	\$241	\$285
	• Upholstered Seat (18 ½"w x 19 ½"d)/COM (yd)	\$294 (1)	\$338 (1)
	• Upholstered Back (19"w x 15 ½"h)/COM (yd)	\$311 (1)	\$352 (1)

STANDARD SPECIFICATIONS	Backrest	eco-STACKER	eco-STACKER-A
	<ul style="list-style-type: none"> <li>Dual curve plastic back in black</li> <li>Unique scalloped indentations for the spine</li> <li>Handle in back for easy movement</li> </ul>	20"w x 12 ½"h • •	20"w x 12 ½"h • •
	<b>Seat</b>		
	<ul style="list-style-type: none"> <li>Dual curve waterfall plastic seat in black</li> <li>Unique scalloped indentations for the seat bones</li> <li>Seat pan</li> <li>Seat height</li> </ul>	• • 18"w x 18 ½"d 17" h	• • 18"w x 18 ½"d 17" h
	<b>Frame</b>		
	<ul style="list-style-type: none"> <li>14 Gauge, ¾" steel tube frame</li> <li>Kick back legs for stability with durable custom glides</li> <li>Black textured semi-gloss powder coat paint</li> <li>Glass-filled nylon arms (black)</li> </ul>	• • • N/A	• • • •
	<b>Measurements</b>		
	<ul style="list-style-type: none"> <li>Overall dimensions</li> <li>Boxed weight/size</li> </ul>	20 ¼"w x 21"d x 33"h 23 lbs/15 cu.ft	23 ¾"w x 21"d x 33"h 23 lbs/15 cu.ft

OPTIONS	Base/glides/casters	Upcharge	eco-STACKER	eco-STACKER-A
	• Nylon stacker casters*	NSC \$49	•	•
	• Urethane stacker casters*	USC \$62	•	•
	<b>Additional Options</b>			
	• Ganging brackets	GB \$33	•	•
	• Cart (23"w x 29 ¾"l x 14 ¾"h)	CART \$306	•	•
	• Gray plastic backrest (20"w x 12 ½"h)	PLABG N/C	•	•
	• Gray plastic seat (18"w x 18 ½"d)	PLASG N/C	•	•
	• Gray arm cap	GAC N/C	•	•
	• Gray package Includes Gray Seat, Gray Backrest and Gray Arm Cap	GPACK N/C	•	•
	• IC Plus™ upholstered seat	ICS \$75	•	•

**IC Plus™ Upholstery Solution** is tough against high traffic abuse that furniture takes in today's healthcare facilities. IC Plus™ offers an abrasion rating of 1,000,000 double rubs. It is PVC-free, latex free and is guaranteed not to crack, puncture or tear for 10 years. IC Plus™ offers superior cleanability, standing up to all cleaning agents including, but not limited to, Rescue, bleach, CaviCide, Wex-Cide, and Virox 5. This allows cleaning staff to efficiently and effectively remove pathogens from the surface of the chair. Proprietary to ergoCentric, IC Plus™ Upholstery Solution is non-porous and seamless, making microbial growth virtually non-existent. The tough upholstery is strong enough to stand up to any hospital grade cleaner or disinfectant and has been tested to be 750% more resistant to puncturing and 1,000% more resistant to tearing than common hospital grade vinyl.

# ecoCentric<sup>TM</sup> Student Series

## Superior support

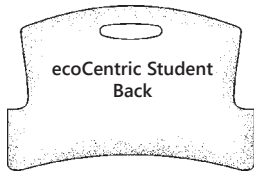
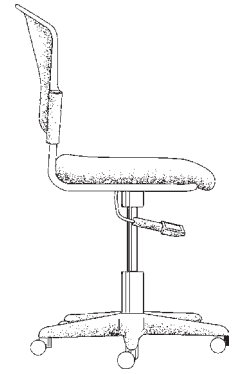
ecoCentric Student chairs offer students superior support in plastic seating for concentrated work or collaborative environments such as lecture halls, meeting rooms, and study and library facilities. Combining a wide range in seat heights, and footring, base, and caster options with a handle in the backrest that allows the chair to be quickly and easily moved, the ecoCentric Student series accommodates a variety of users and work settings.



# ecoCentric™

## Student Series

SIN# 33721



\* Requires upgrade to 26" base for stability. Glides recommended with these lift options.

LIST PRICE	List Price		eco-STUDENT
	• Plastic		\$263
	• Upholstered Seat (18 ½"w x 19 ½"d)/COM (yd)		\$318 (1)
	• IC Plus™ <sup>†</sup> Seat (18 ½"w x 19 ½"d)		\$374
STANDARD SPECIFICATIONS	Backrest		eco-STUDENT
	• Dual curve plastic back		20"w x 12 ½"h
	• Unique scalloped indentations for the spine		•
	• Handle in back for easy movement		•
	Back and Seat frame		
	• 14 Gauge, ⅞" steel tube frame		•
	• Black textured semi-gloss powder coat paint		•
	Seat		
	• Dual curve waterfall plastic seat in black		18"w x 18 ½"d
	• Unique scalloped indentations for the seat bones		•
	Seat Height Mechanism		
	• Seat height		•
	Pneumatic Lift (seat height)		
	• 125 mm pneumatic lift (14 ½"-19 ½")		•
OPTIONS	Base		
	• 24" Glass reinforced nylon base		•
	• 5 Dual wheel nylon casters		•
	Measurements		
	• Boxed weight/size		55 lbs/10 ½ cu.ft
	• Ships 2 per carton		110 lbs
	Base/glides/casters		Upcharge
	• 26" Glass reinforced nylon base	26NB	\$24
	• Dual wheel urethane casters	UC	\$34
	• Single wheel nylon casters	SW	\$45
	• Single wheel urethane casters	SWU	\$49
	• 2 ¼" Glides	2G	N/C
	Lifts (seat height)		
	• 80 mm pneumatic lift (13 ½" - 16 ½")	80MM	N/C
	• 100 mm pneumatic lift (14" - 17 ½")	100MM	N/C
	• 140 mm pneumatic lift (15 ¼" - 20 ¾")	140MM	N/C
	• 157 mm pneumatic lift (17 ¼" - 23 ¾")	157MM	\$30
	• 200 mm pneumatic lift (20 ½" - 27 ½")*	200MM	\$30
	• 267 mm pneumatic lift (23" - 33")*	267MM	\$34
	Additional Options		
	• Gray plastic backrest (20"w x 12 ½"d)	PLABG	N/C
	• Gray plastic seat (18"w x 18 ½"d)	PLASG	N/C
	• 20" diameter height adjustable footring (For use as a foot rest only).	20FR	\$122

# iCentric<sup>™</sup> Stacker

Convenient and durable.

The iCentric Stacker offers superior support to ensure your visitors are sitting comfortably. Ideal for settings that require occasional seating, the design of the back structure offers subtle lumbar support while the curved seat reduces pressure on the sitting bones and improves circulation.

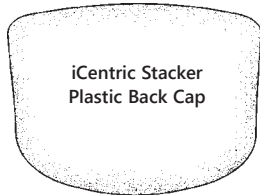
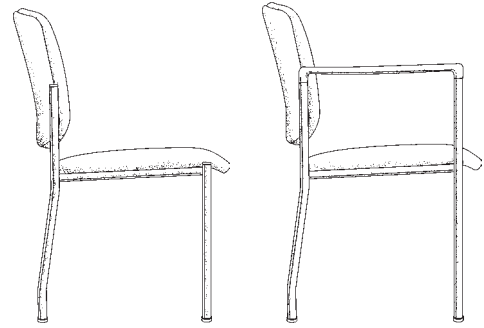
With its modular construction and available options, it is well suited for private offices, waiting areas, cafeterias, classrooms and auditoriums.



# iCentric™

## Stacker Series

SIN# 33721



Standard when backrest is upholstered in vinyl and PVC-free upholsteries. Ideal for extra durability and cleaning.

### Ordering 5 or more iCentric Stackers?

Take 15% off list price in addition to regular dealer discount.

Stackers must be shipped in increments of 5 (e.g. 5, 10, 25)

Stackable 6 units high without cart and 10 units high with cart

\* Caster options should not be stacked.

LIST PRICE	List Price	i-STACKER	i-STACKER-A
	• Grade 1/COM (yd)	\$367 (1 ¼)	\$408 (1 ¼)
	• Grade 2	\$387	\$428
	• Grade 3	\$404	\$444
	• Grade 4	\$419	\$460
	• Grade 5	\$435	\$476
	• Leather	\$734	\$776

STANDARD SPECIFICATIONS	Backrest	i-STACKER	i-STACKER-A
	• Dual curve backrest • Concealed back brackets (except when upholstered in vinyl or leather)	• 19"w x 15 ½"h	• 19"w x 15 ½"h
	Seat	• 18 ½"w x 19 ½"d 17" h	• 18 ½"w x 19 ½"d 17" h
	Frame	• • • N/A	• • • •
	Measurements	• Overall dimensions • Boxed weight/size • Shipped 2 per carton	• Overall dimensions • Boxed weight/size • Shipped 2 per carton
		20 ¼"w x 19 ½"d x 33"h 24 lbs/13 cu.ft 48 lbs	23 ¾"w x 19 ½"d x 33"h 27 lbs/13 cu.ft 54 lbs

OPTIONS	Base/Glides/Casters	Upcharge	i-STACKER	i-STACKER-A
	• Nylon stacker casters	NSC	\$49	•
	• Urethane stacker casters	USC	\$62	•
	Additional Options			
	• Stacker plastic back cap - fabric	STACKPBC	N/C	•
	• Ganging brackets	GB	\$33	•
	• Cart (23"w x 29 ¾"l x 14 ¾"h)**	CART	\$306	•

# iCentric<sup>™</sup> Mesh

Nobody wants to leave the meeting.

The iCentric Mesh series is an affordable conference and training room solution that provides airflow capabilities while maintaining ergonomic support and comfort.

The iCentric Mesh series backrest features proprietary flexible weave upholstery. Comprised of polyester and monofilament/elastic yarns, the fabric offers a softer feel than traditional mesh while allowing increased airflow.




# iCentric™ Mesh

## Multi Tilt Series

SIN# 33721



iCentric Mesh Back



## RECOMMENDED ARMS



**Boardroom Arm**  
BRAR \$77



**3" Oval Tube Adjustable T-Arm**  
3ATAOT \$131

For specifications, illustrations and additional arm options, see pages 83-88.

LIST PRICE	List Price	i-MESH-MT
	• Grade 1/COM (yd)	\$700 (1)
	• Grade 2	\$727
	• Grade 3	\$743
	• Grade 4	\$758
	• Grade 5	\$775
	• Leather	\$958

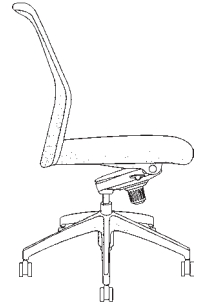
STANDARD SPECIFICATIONS	Backrest	i-MESH-MT
	<ul style="list-style-type: none"> <li>Welded steel tubular frame</li> <li>Polyester and monofilament knit sock with a horizontal band detail</li> <li>Available in 3 colors: black (standard), dark chocolate and silver</li> </ul>	21"w* x 24" h
	Seat	
	<ul style="list-style-type: none"> <li>High resilient polyurethane foam</li> <li>Eight ply hardwood seat structure</li> <li>Matching fabric seat options to backrest colors available (see option section)</li> <li>Seat pan</li> </ul>	20 ½"w x 18 ½"d
	Multi Tilt Mechanism	
	<ul style="list-style-type: none"> <li>Infinite lock free float</li> <li>Back angle adjustment</li> <li>Adjustable spring tension</li> <li>Infinite forward tilt lock out</li> <li>2 ½" Depth adjustable seat slider</li> </ul>	
	Pneumatic Lift (seat height)	
	• 125 mm pneumatic lift (17 ¼" - 21 ¾")	
	Base	
	<ul style="list-style-type: none"> <li>26" Glass reinforced nylon mid-profile base</li> <li>5 Dual wheel nylon casters 2</li> </ul>	
OPTIONS	Measurements	
	• Boxed weight/size	53 lbs/13 cu.ft

OPTIONS	Available backrest mesh color options		i-MESH-MT
	• Black with black horizontal band detail (standard)	VN7209B	N/C
	• Dark chocolate with black horizontal band detail	VN4129B	N/C
	• Silver with black horizontal band detail	VN7273B	N/C
	Matching seat upholstery options		
	• Open house onyx	OH2016	Grade 1
	• Open house coffee bean	OH2083	Grade 1
	• Open house asteroid	OH2053	Grade 1
	Base/glides/casters		
	• 26" Glass reinforced nylon base	26NB	(\$11)
	• 26" Polished aluminum base	26PB	\$122
	• 26" Polished aluminum high profile base	26PB2	\$122
	• Chrome accent casters	CAC	\$68
	• Dual wheel urethane casters	UC	\$34
	• Single wheel nylon casters	SW	\$45
	• Single wheel urethane casters	SWU	\$49
	• Dual wheel urethane casters 2	UC2	\$34
	• Dual wheel nylon casters 2	NC2	N/C
	• 2 ¼" Glides	2G	N/C
	Lifts (seat height)		
	• 80 mm pneumatic lift (16 ¼" - 19 ¼")	80MM	N/C
	• 100 mm pneumatic lift (16 ¾" - 20 ¾")	100MM	N/C
	• 140 mm pneumatic lift (18" - 23 ¼")	140MM	N/C


# iCentric™ Mesh

## Executive Boardroom Series

SIN# 33721



iCentric Mesh Back



## RECOMMENDED ARMS



**Boardroom Arm**  
BRAR \$77



**3" Oval Tube Adjustable T-Arm**  
3ATAOT \$131

For specifications, illustrations and additional arm options, see pages 83-88.

LIST PRICE	List Price	i-MESH-EXBR
	• Grade 1/COM (yd)	\$590 (1)
	• Grade 2	\$617
	• Grade 3	\$632
	• Grade 4	\$648
	• Grade 5	\$664
	• Leather	\$848

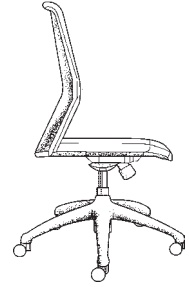
STANDARD SPECIFICATIONS	Backrest	i-MESH-EXBR
	• Welded steel tubular frame	21"w* x 24" h
	• Polyester and monofilament knit sock with a horizontal band detail	•
	• Available in 3 colors: black (standard), dark chocolate and silver	•
	Seat	
	• High resilient polyurethane foam	•
	• Eight ply hardwood seat structure	•
	• Matching fabric seat options to backrest colors available (see option section)	•
	• Seat pan	20 ½"w x 18 ½"d
	Executive Boardroom Mechanism	
	• Free float	•
	• Seat height	•
	• Adjustable spring tension	•
	• 5 Position tilt lock	•
	Pneumatic Lift (seat height)	
	• 125 mm pneumatic lift (16 ¾" - 20 ¾")	•
	Base	
	• 26" Glass reinforced nylon mid-profile base	•
	• 5 Dual wheel nylon casters 2	•
	Measurements	
	• Boxed weight/size	53 lbs/13 cu.ft

OPTIONS	Available backrest mesh color options		i-MESH-EXBR
	• Black with black horizontal band detail (standard)	VN7209B	N/C
	• Dark chocolate with black horizontal band detail	VN4129B	N/C
	• Silver with black horizontal band detail	VN7273B	N/C
	Matching seat upholstery options		
	• Open house onyx	OH2016	Grade 1
	• Open house coffee bean	OH2083	Grade 1
	• Open house asteroid	OH2053	Grade 1
	Base/glides/casters		
	• 26" Glass reinforced nylon base	26NB	(\$11)
	• 26" Polished aluminum base	26PB	\$122
	• 26" Polished aluminum high profile base	26PB2	\$122
	• Chrome accent casters	CAC	\$68
	• Dual wheel urethane casters	UC	\$34
	• Single wheel nylon casters	SW	\$45
	• Single wheel urethane casters	SWU	\$49
	• Dual wheel urethane casters 2	UC2	\$34
	• Dual wheel nylon casters 2	NC2	N/C
	• 2 ¼" Glides	2G	N/C
	Lifts (seat height)		
	• 80 mm pneumatic lift (15 ¾" - 18 ¾")	80MM	N/C
	• 100 mm pneumatic lift (15 ¾" - 19 ¾")	100MM	N/C
	• 140 mm pneumatic lift (17" - 22 ¾")	140MM	N/C


# iCentric™ Mesh

## Boardroom Series

SIN# 33721



iCentric Mesh Back



## RECOMMENDED ARMS



Boardroom Arm  
BRAR \$77



3" Oval Tube  
Adjustable  
T-Arm  
3ATAOT \$127

For specifications, illustrations  
and additional arm options,  
see pages 83-88.

LIST PRICE	List Price	i-MESH-2ST
	• Grade 1/COM (yd)	\$495 (1)
	• Grade 2	\$522
	• Grade 3	\$538
	• Grade 4	\$554
	• Grade 5	\$570
	• Leather	\$753

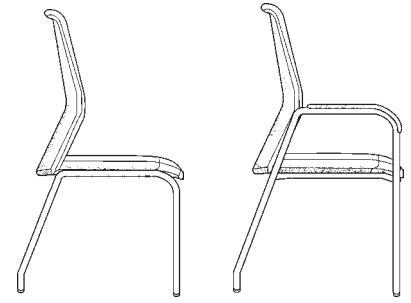
STANDARD SPECIFICATIONS	Backrest	i-MESH-BR
	• Welded steel tubular frame	21"w* x 24" h
	• Polyester and monofilament knit sock with a horizontal band detail	•
	• Available in 3 colors: black (standard), dark chocolate and silver	•
	Seat	
	• High resilient polyurethane foam	•
	• Eight ply hardwood seat structure	•
	• Matching fabric seat options to backrest colors available (see option section)	•
	• Seat pan	20 ½"w x 18 ½"d
	2 Position lock swivel tilt Mechanism	
	• Free float	•
	• Seat height	•
	• Single position tilt lock	•
	• Adjustable spring tension	•
	Pneumatic Lift (seat height)	
	• 125 mm pneumatic lift (16 ¼" - 20 ¾")	•
	Base	
	• 25" Glass reinforced nylon high profile base	•
	• 5 Dual wheel nylon casters	•
	Measurements	
	• Boxed weight/size	53 lbs/13 cu.ft

OPTIONS	Available backrest mesh color options		I-mesh-2st
	• Black with black horizontal band detail (standard)	VN7209B	N/C
	• Dark chocolate with black horizontal band detail	VN4129B	N/C
	• Silver with black horizontal band detail	VN7273B	N/C
	Matching seat upholstery options		N/C
	• Open house onyx	OH2016	Grade 1
	• Open house coffee bean	OH2083	Grade 1
	• Open house asteroid	OH2053	Grade 1
	Base/glides/casters		
	• 26" Glass reinforced nylon base	26NB	(\$11)
	• 26" Polished aluminum base	26PB	\$122
	• 26" Polished aluminum high profile base	26PB2	\$122
	• Chrome accent casters	CAC	\$68
	• Dual wheel urethane casters	UC	\$34
	• Single wheel nylon casters	SW	\$45
	• Single wheel urethane casters	SWU	\$49
	• Dual wheel urethane casters 2	UC2	\$34
	• Dual wheel nylon casters 2	NC2	N/C
	• 2 ¼" Glides	2G	N/C
	Lifts (seat height)		
	• 80 mm pneumatic lift (15 ¼" - 18 ¼")**	80MM	N/C
	• 100 mm pneumatic lift (15 ¾" - 19 ¾")	100MM	N/C
	• 140 mm pneumatic lift (17" - 22 ¼")	140MM	N/C
	Additional Options		
	• Accent Mechanism	ACCENT	\$54
	• Executive Boardroom Mechanism, (raises seat height by 0 ½")	EXBR	\$127


# iCentric™ Mesh

## Guest Series

SIN# 33721



iCentric Mesh Back



Stackable 2 high.

LIST PRICE	List Price	i-MESH-GUEST	i-MESH-GUEST-A
	• Grade 1/COM (yd)	\$537 (1)	\$606 (1)
	• Grade 2	\$563	\$631
	• Grade 3	\$579	\$647
	• Grade 4	\$594	\$663
	• Grade 5	\$611	\$679

STANDARD SPECIFICATIONS	Backrest	i-MESH-GUEST	i-MESH-GUEST-A
	<ul style="list-style-type: none"> <li>Polyester and monofilament knit sock with a horizontal band detail</li> <li>Available in 3 colors: black (standard), dark chocolate and silver</li> <li>Tapered width</li> </ul>	21"w x 24"h	21"w x 24"h
		•	•
	Seat		
	<ul style="list-style-type: none"> <li>High resilient polyurethane foam</li> <li>Eight ply hardwood seat structure</li> <li>Matching fabric seat options to backrest colors available (see option section)</li> <li>Seat pan</li> </ul>	<ul style="list-style-type: none"> <li>•</li> <li>•</li> <li>•</li> </ul>	<ul style="list-style-type: none"> <li>•</li> <li>•</li> <li>•</li> </ul>
		20 ½"w x 18 ½"d	20 ½"w x 18 ½"d
	Frame		
	<ul style="list-style-type: none"> <li>Welded steel tubular frame</li> <li>14 Gauge, ⅞" steel tube frame</li> <li>Kick back legs for stability with durable custom glides</li> <li>Black textured semi-gloss powder coat paint</li> <li>Glass filled nylon arms (black)</li> </ul>	<ul style="list-style-type: none"> <li>•</li> <li>•</li> <li>•</li> <li>•</li> </ul>	<ul style="list-style-type: none"> <li>•</li> <li>•</li> <li>•</li> <li>•</li> </ul>
		N/A	•
	Measurements		
	<ul style="list-style-type: none"> <li>Overall dimensions</li> <li>Boxed weight/size</li> </ul>	22"w x 24"d x 40"h 27 lbs/15 cu.ft	27"w x 24"d x 40"h 30 lbs/15 cu.ft

OPTIONS	Available backrest mesh color options		Upcharge	i-MESH-GUEST	i-MESH-GUEST-A
	• Black with black horizontal band detail (standard)	VN7209B	N/C	•	•
	• Dark chocolate with black horizontal band detail	VN4129B	N/C	•	•
	• Silver with black horizontal band detail	VN7273B	N/C	•	•
	Matching seat upholstery options				
	• Open house onyx	OH2016	Grade 1	•	•
	• Open house coffee bean	OH2083	Grade 1	•	•
	• Open house asteroid	OH2053	Grade 1	•	•
	Frame				
	• Silver side chair frame 2 - armless	SC2	\$55	•	N/A
	• Silver side chair frame 2 - arms	SC2A	\$55	N/A	•
	• Chrome side chair frame 2 - armless chrome option requires 4 additional weeks lead time.	SC2CH	\$55	•	N/A
	• Chrome side chair frame 2 - arms chrome option requires 4 additional weeks lead time.	SC2ACH	\$55	N/A	•

# ergoForce™

The only office chair designed specifically for law enforcement.

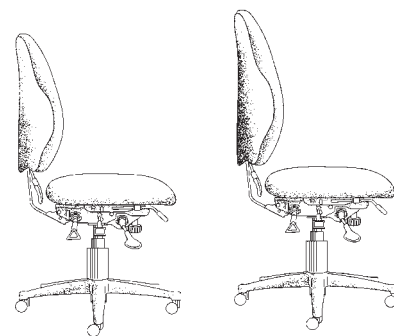
The unique design of the ergoForce backrest accommodates the uniform requirements of professionals wearing a work belt, while providing them the freedom of movement required for multiple tasks.

Ideal for duty belts, the ergoForce is available in Dedicated Task, Multi Tilt, Synchro Glide and Plus Size models.



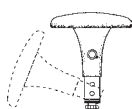
# ergoForce™

## Multi Tilt Series

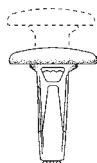


ergoForce Back  
with Nytek Strip

### RECOMMENDED ARMS



**Swing away  
Adjustable  
T-Arm**  
SATAOT \$240  
Ideal for duty  
belts



**4\"/>**

For specifications, illustrations  
and additional arm options,  
see pages 83-88.

### SEAT SIZE OPTIONS

**Extra Small XSS** \$56  
(17 ½\"/>

**Small SS** N/C  
(18 ½\"/>

**Plus Size PS** \$56  
(22\"/>

**Extra Long XLS** \$56  
(20\"/>

**Extra Deep XPS** \$56  
(22\"/>

For graded in upholstery  
choices see page 95.

LIST PRICE	List Price	eForce-MB-MT	eForce-HB-MT
	• Grade 1/COM (yd)	\$796 (1 ½)	\$895 (2)
	• Grade 2	\$823	\$926
	• Grade 3	\$838	\$948
	• Grade 4	\$854	\$968
	• Grade 5	\$869	\$990
	• Open House fabric with Abrasion-Resistant Nytek Strip**	\$870	\$978

STANDARD SPECIFICATIONS	Backrest	eForce-MB-MT	eForce-HB-MT
	• 5\"/>	•	•
	• Fully upholstered dual curve backrest	15 ½\"/>	19\"/>
	Seat		
	• Dual density molded polyurethane foam	•	•
	• Eight ply hardwood seat structure	•	•
	• Tailored upholstery on seat pan*	20\"/>	20\"/>
	Multi Tilt Mechanism		
	• Infinite lock free float	•	•
	• Back angle adjustment	•	•
	• Adjustable spring tension	•	•
	• Infinite forward tilt lock out	•	•
	• 2 ½\"/>	•	•
	Pneumatic Lift (seat height)		
	• 125 mm pneumatic lift (16 ½\"/>	•	•
	Base		
	• 27\"/>	•	•
	• 5 Dual wheel nylon casters	•	•
	Measurements		
	• Boxed weight/size	49 lbs/6.7 cu.ft	54 lbs/11.7 cu.ft

OPTIONS	Seat	Upcharge	
	• Energy absorbant memory foam	EA	\$56
	• Triple density foam (adds 0 ¼\"/>	TDF	\$46
	• Non-tailored seat pan	NTS	N/C
	Base/Glides/Casters		
	• 26\"/>	26PB	\$122
	• Chrome accent casters	CAC	\$68
	• Dual wheel urethane casters	UC	\$34
	• Single wheel nylon casters	SW	\$45
	• Single wheel urethane casters	SWU	\$49
	• 2 ¼\"/>	2G	N/C
	Lifts (seat height)		
	• 80 mm pneumatic lift (15 ¾\"/>	80MM	N/C
	• 100 mm pneumatic lift (16\"/>	100MM	N/C
	• 140 mm pneumatic lift (17 ½\"/>	140MM	N/C
	Additional Options		
	• Air lumbar	AL	\$115
	• Air thoracic	AT	\$138
	• Air thoracic and air lumbar	ATL	\$227
	• Adjustable headrest *	AHR	\$286

\*\* Abrasion resistant Nytek Strip on bottom of backrest MB 5\"/>

\*\*\*\* 3\"/>

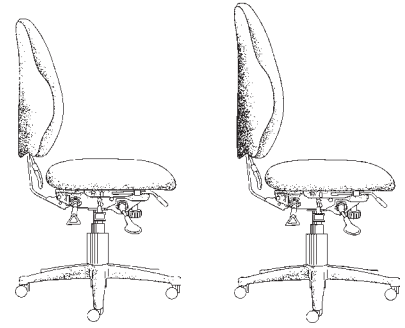
\*\*\* Not available with seat slider option

♦ Standard on fabric upholstery. Only available on vinyl upholstery by request with a \$15 upcharge.

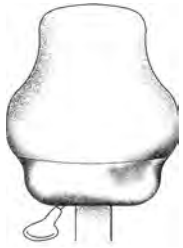
\* Uses the fabric Nytek (in black). Vinyl upholstery is not permitted.

# ergoForce™

## 24 Hour Multi Tilt Series

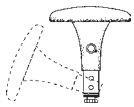


**Warranted for 24 Hour multi shift applications  
of users weighing up to 300 lbs**



ergoForce Back  
with Nytek Strip

### RECOMMENDED ARMS



**Swing away  
Adjustable  
T-Arm**  
SATAOT \$240  
Ideal for duty  
belts



**4\"/>**

For specifications, illustrations  
and additional arm options,  
see pages 83-88.

### SEAT SIZE OPTIONS

**Extra Small XSS** \$56  
(17 ½\"/>

**Small SS** N/C  
(18 ½\"/>

**Plus Size PS** \$56  
(22\"/>

**Extra Long XLS** \$56  
(20\"/>

**Extra Deep XPS** \$56  
(22\"/>

For graded in upholstery  
choices see page 95.

LIST PRICE	List Price	eForce-MB-24MT	eForce-HB-24MT
	• Grade 1/COM (yd)	\$1,032 (1 ½)	\$1,132 (2)
	• Grade 2	\$1,058	\$1,163
	• Grade 3	\$1,074	\$1,185
	• Grade 4	\$1,090	\$1,205
	• Grade 5	\$1,105	\$1,226
	• Open House fabric with Abrasion-Resistant Nytek Strip**	\$1,125	\$1,234

STANDARD SPECIFICATIONS	Backrest	eForce-MB-24MT	eForce-HB-24MT
	• 5\"/>	•	•
	• Heavy duty back bar support	•	•
	• Molded polyurethane foam	•	•
	• Fully upholstered dual curved backrest	15 ½\"/>	19\"/>
	Seat		
	• Dual density molded polyurethane foam	•	•
	• Eight ply hardwood seat structure	•	•
	• Tailored upholstery on seat pan*	20\"/>	20\"/>
	24 Hour Multi Tilt Mechanism		
OPTIONS	• Back angle adjustment	•	•
	• Adjustable spring tension	•	•
	• Forward tilt lock out	•	•
	• Infinite lock free float	•	•
	• 2 ½\"/>	•	•
	Pneumatic Lift (seat height)		
	• 125 mm pneumatic lift (17 ½\"/>	•	•
	Base		
	• 27\"/>	•	•
	• 5 Dual wheel nylon casters	•	•
OPTIONS	Measurements		
	• Boxed weight/size	67 lbs/6.7 cu.ft	72 lbs/11.7 cu.ft

OPTIONS	Seat		Upcharge
	• Energy absorbant memory foam	EA	\$56
OPTIONS	• Triple density foam (adds 0 ¼\"/>	TDF	\$46
	• Non-tailored seat pan	NTS	N/C
OPTIONS	Base/Glides/Casters		
	• Chrome accent casters	CAC	\$68
OPTIONS	• Dual wheel urethane casters	UC	\$34
	• Single wheel nylon casters	SW	\$45
OPTIONS	• Single wheel urethane casters	SWU	\$49
	• 2 ¼\"/>	2G	N/C
OPTIONS	Lifts (seat height)		
	• 80 mm pneumatic lift (17\"/>	80MM	N/C
OPTIONS	• 100 mm pneumatic lift (17 ¼\"/>	100MM	N/C
	• 140 mm pneumatic lift (18\"/>	140MM	N/C
OPTIONS	Additional Options		
	• Air lumbar	AL	\$115
OPTIONS	• Air thoracic	AT	\$138
	• Air thoracic and air lumbar	ATL	\$227
OPTIONS	• Adjustable headrest *	AHR	\$286
	• Heavy Duty Task Intensive Mechanism	TI	N/C

\*\* Abrasion resistant Nytek Strip on bottom of backrest MB 5\"/>

\*\*\*\* 3\"/>

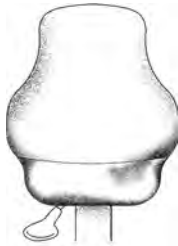
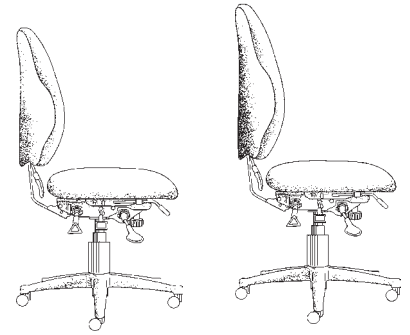
\*\*\* Not available with seat slider option

• Standard on fabric upholstery. Only available on vinyl upholstery by request with a \$15 upcharge.

\* Uses the fabric Nytek (in black). Vinyl upholstery is not permitted.

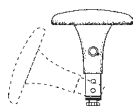
# ergoForce™

## Plus Size Multi Tilt Series

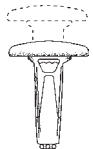


ergoForce Back  
with Nytek Strip

### RECOMMENDED ARMS



**Swing away  
Adjustable  
T-Arm**  
SATAOT \$240  
Ideal for duty  
belts



**4\"/>**

For specifications, illustrations  
and additional arm options,  
see pages 83-88.

### SEAT SIZE OPTIONS

**Extra Small XSS** \$56  
(17 ½\"/>

**Small SS** N/C  
(18 ½\"/>

**Plus Size PS** \$56  
(22\"/>

**Extra Long XLS** \$56  
(20\"/>

**Extra Deep XPS** \$56  
(22\"/>

For graded in upholstery  
choices see page 95.

Warranted for users weighing up to 350 lbs

LIST PRICE	List Price	eForce-MB-PLUS-350MT	eForce-HB-PLUS-350MT
	• Grade 1/COM (yd)	\$1,100 (2)	\$1,196 (2 ½)
	• Grade 2	\$1,127	\$1,228
	• Grade 3	\$1,142	\$1,248
	• Grade 4	\$1,159	\$1,269
	• Grade 5	\$1,174	\$1,291
	• Open House fabric with Abrasion-Resistant Nytek Strip**	\$1,199	\$1,304

STANDARD SPECIFICATIONS	Backrest	eForce-MB-PLUS-350MT	eForce-HB-PLUS-350MT
	• 5\"/>	•	•
	• Heavy duty back bar support	•	•
	• Molded polyurethane foam	•	•
	• Fully upholstered dual curved backrest	15 ½\"/>	19\"/>
	Seat		
	• Dual density molded polyurethane foam	•	•
	• Eight ply hardwood seat structure	•	•
	• Tailored upholstery on seat pan*	22\"/>	22\"/>
	Plus size Multi Tilt Mechanism		
	• Back angle adjustment	•	•
	• Adjustable spring tension	•	•
	• Forward tilt lock out	•	•
	• Infinite lock free float	•	•
	• 2 ½\"/>	•	•
	Pneumatic Lift (seat height)		
	• 125 mm heavy duty pneumatic lift (17 ½\"/>	•	•
	Base		
	• 27\"/>	•	•
	• 5 Dual wheel nylon casters	•	•
	Measurements		
	• Boxed weight/size	67 lbs/6.7 cu.ft	72 lbs/11.7 cu.ft

OPTIONS	Seat	Upcharge	
	• Energy absorbant memory foam	EA	\$57
	• Triple density foam (adds ¼\"/>	TDF	\$47
	• Non-tailored seat pan	NTS	N/C
	Base/Glides/Casters		
	• Chrome accent casters	CAC	\$70
	• Dual wheel urethane casters	UC	\$34
	• Single wheel nylon casters	SW	\$46
	• Single wheel urethane casters	SWU	\$50
	• 2 ¼\"/>	2G	N/C
	Lifts (seat height)		
	• 80 mm heavy duty pneumatic lift (17\"/>	80MMHD	N/C
	• 100 mm heavy duty pneumatic lift (17 ¼\"/>	100MMHD	N/C
	• 140 mm heavy duty pneumatic lift (18\"/>	140MMHD	N/C
	Additional Options		
	• Adjustable headrest	AHR	\$286
	• Air lumbar	AL	\$115
	• Air thoracic	AT	\$138
	• Air thoracic and air lumbar	ATL	\$227
	• Heavy Duty Task Intensive Mechanism	TI	N/C

\*\* Abrasion resistant Nytek Strip on bottom of backrest MB 5\"/>

\*\*\*\* 3\"/>

\*\*\* Not available with seat slider option

• Standard on fabric upholstery. Only available on vinyl upholstery by request with a \$15 upcharge.

\* Uses the fabric Nytek (in black). Vinyl upholstery is not permitted.

# 24Centric™

Warranted for continuous  
24 hour use.

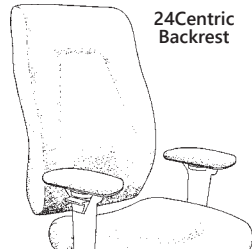
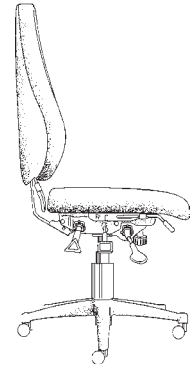
The 24Centric series is designed to provide exceptional cushioned comfort with the ergonomic support needed for a variety of office tasks. Versatile in its capabilities, the 24Centric's durable design and pleasing aesthetic make the chair well suited for control room use and other 24 hour environments.



# 24Centric™

## 24 Hour Multi Tilt Series

SIN# 33721

24Centric  
Backrest

## RECOMMENDED ARMS

4" Adjustable  
T-Arm  
4ATAOT \$1964" Adjustable  
Swivel Arm  
SWW \$293

For specifications, illustrations  
and additional arm options,  
see pages 83-88.

## SEAT SIZE OPTIONS

**Small 24CSS** \$56  
(20" w x 17" d)

**Large Heavy Duty LSHD**  
\$85 (24" w x 21" d)

**Plus Size 24CPS** \$56  
(22" w x 21" d)

**Extra Wide 24CXW** \$56  
(22" w x 19" d)

For graded in upholstery  
choices see page 95.

LIST PRICE	List Price	24C-24MT
	• Grade 1/COM (v)	\$1,337 (2 ½)
	• Grade 2	\$1,374
	• Grade 3	\$1,396
	• Grade 4	\$1,416
	• Grade 5	\$1,437
	• Leather Match	\$1,632
	• Leather	\$1,810

STANDARD SPECIFICATIONS	Backrest	24C-24MT
	• 5" Patented back height adjustment system	•
	• Bolstered fabricated polyurethane foam	•
	• Fully upholstered dual curved backrest	21" w* x 26" h
	Seat	•
	• Dual density polyurethane foam	•
	• Eight ply hardwood seat structure	•
	• Tailored upholstery on seat pan	21" w x 19" d
	24 Hour Multi Tilt Mechanism	•
	• Back angle adjustment	•
	• Adjustable spring tension	•
	• Forward tilt lock out	•
	• Infinite lock free float	•
	• 2 ½" Depth adjustable seat slider	•
	Pneumatic Lift (seat height)	•
	• 125 mm pneumatic lift (17 ½" - 23 ½")	•
	Base	•
	• 27" Hercules glass reinforced nylon base	•
	• 5 Dual wheel nylon casters	•
	Measurements	71 lbs/11.7 cu.ft
	• Boxed weight/size	

OPTIONS	Seat	Upcharge	
	• Triple density foam (adds ½" to seat width & ¾" depth)	TDF	\$46
	Base / Glides / Casters		
	• Chrome accent casters	CAC	\$68
	• Dual wheel urethane casters	UC	\$34
	• Single wheel nylon casters	SW	\$45
	• Single wheel urethane casters	SWU	\$49
	• 2 ¼" Glides	2G	N/C
	Lifts (seat height)		
	• 80 mm pneumatic lift (18" - 21")	80MM	N/C
	• 100 mm pneumatic lift (18 ¼" - 21 ¾")	100MM	N/C
	• 140 mm pneumatic lift (19" - 24 ½")	140MM	N/C
	Additional Options		
	• Air lumbar	AL	\$115
	• Air thoracic	AT	\$138
	• Air thoracic and air lumbar	ATL	\$227
	• 24Centric adjustable headrest *	24AHR	\$286
	• Heavy Duty Task Intensive Mechanism	TI	N/C
	• Non-tailored seat pan	NTS	N/C

Warranted for 24 hour multi shift applications of users weighing up to 300lbs

\* Uses the fabric Brisa (in black). Vinyl upholstery is not permitted.

# ergoCentric™

## Little Person Series

### Accommodating diversity

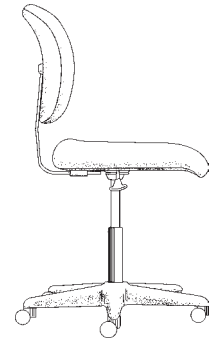
The Little Person Chair provides proper ergonomic support for short-statured people. The contoured seat and curved back provide superior ergonomic support and comfort, which allows for proper circulation and reduces strain on the legs and back.



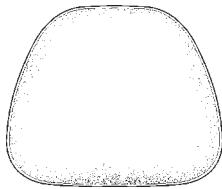
# ergoCentric™

## Little Person Series

SIN# 33721



ergoCentric  
Little Person  
Backrest



### RECOMMENDED ARMS



3" Oval Tube  
Adjustable  
T-Arm  
3ATAOT \$127



T-Arm  
TA \$109

For specifications, illustrations  
and additional arm options,  
see pages 83-88.

### SEAT SIZE OPTIONS

Small SS N/C  
(18 ½" w x 17" d)

For graded in upholstery  
choices see page 95.

LIST PRICE	List Price	ergo-LP
	• Grade 1/COM (yd)	\$358 (1 ¼)
	• Grade 2	\$374
	• Grade 3	\$384
	• Grade 4	\$396
	• Grade 5	\$406

STANDARD SPECIFICATIONS	Backrest	ergo-LP
	• Fully upholstered dual curve backrest	15 ½" w x 13 ½" h
	Seat	
	• Dual density molded polyurethane foam	•
	• Upholstered seat pan	15 ¾" w x 14" d
	Apt Mechanism	
	• Back pivot	•
	• Seat height	•
	Pneumatic Lift (seat height)	
	• 70 mm pneumatic lift (12" - 14 ¾")	•
	Base	
	• 24" Glass reinforced nylon base	•
	• 26" Glass reinforced nylon base	upcharge
	• 5 Dual wheel nylon casters	•
	Measurements	
	• Boxed weight/size	33 lbs/6.7 cu.ft

OPTIONS	Seat		Upcharge
	• Triple density foam (adds ¼" to seat width & depth)	TDF	\$46
	Base/Glides/Casters		
	• 26" Glass reinforced nylon base	26NB	\$24
	• Dual wheel urethane casters	UC	\$34
	• Single wheel nylon casters	SW	\$45
	• Single wheel urethane casters	SWU	\$49
	• 2 ¼" Glides	2G	N/C
	Lifts (seat height)		
	• 80 mm pneumatic lift (12 ¾" - 15 ¼")	80MM	N/C
	• 100 mm pneumatic lift (12 ½" - 16")	100MM	N/C
	• 125 mm pneumatic lift (13" - 18")	125MM	N/C
	• 140 mm pneumatic lift (14" - 19 ½")	140MM	N/C
	Additional Options		
	• Back trim	BT	N/C



---

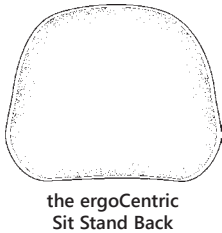
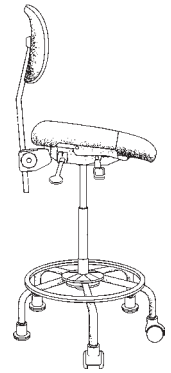
## STOOLS & SPECIALTY SEATING

# ergoCentric Sit-Stand

## Sit Stand Series

SIN# 33721

With its innovative design, the ergoCentric Sit Stand is the ultimate sit-stand chair combining three chairs in one: providing a sit-stand, a sit-stand with backrest, or a counter or desk height task chair.



The ergoCentric Sit Stand is three chairs in one seating system.

- Use as a sit stand with our durable No-Slip Strip
- Use as a sit stand with back support
- Use as a counter height task chair

\* 7 ½" of pneumatic height adjustment

LIST PRICE	List Price	TESS-CH	TESS-BL
	• The ergoCentric Sit Stand Chrome Package (Staccato with SPU Strip)	\$812 (1 ¼)	N/A
	• The ergoCentric Sit Stand Black Package (Staccato with SPU Strip)	N/A	\$754

STANDARD SPECIFICATIONS	Backrest	TESS-CH	TESS-BL
	• Fully upholstered backrest	14" w x 10" h	14" w x 10" h
	• 4" of back height adjustment with chrome back bar	•	N/A
	• 4" of back height adjustment with black back bar	N/A	•
	Seat		
	• Upholstered seat with dual density molded polyurethane foam with 5" ergoCentric+Guard High Friction No-Slip Strip*	•	•
	• Standard extra small seat pan	17 ½" w x 15 ½" d	17 ½" w x 15 ½" d
	Tube Mechanism		
	• 1 Lever for both seat and back angle adjustment	•	•
	• Back pivot	•	•
	• Back height adjustment	•	•
	• Seat height	•	•
	Pneumatic Lift		
	• 200 mm chrome knurled pneumatic lift (19 ¼" - 35 ½") *	•	N/A
	• 200 mm black knurled pneumatic lift (19 ¼" - 35 ½")*	N/A	•
Base	Base		
	• 22" Chrome base	•	N/A
	• 22" Black base	N/A	•
	• 18" Oval tube footring built in for durability (height)	8 ½"	8 ½"
	• 2 X dual wheel nylon 2 ¼" casters and 3 x 2 ¼" glides	•	•
Measurements	Measurements		
	• Boxed weight/size	35 lbs/5.2 cu.ft	35 lbs/5.2 cu.ft

OPTIONS	Glides/Casters		Upcharge
	• 5 X 2 ¼" glides	2G	N/C
	• 5 X 2" No slip glides	NSG	\$96
	• 2 X dual wheel urethane casters with 3 x 2 ¼" glides	2UC32G	\$12
	Additional Options		
	• 3-in-1 high back (17"w x 15"h)	3N1HB	\$104
	• 3-in-1 small seat (18 ½"w x 17"d)	SS	\$31

\* **No-Slip Strip** Formulated to reduce the possibility of slipping, the ergoCentric+Guard High Friction No-Slip Strip provides the best traction for individuals who sit at an angle. Available in Onyx (black) and Sapphire (blue).

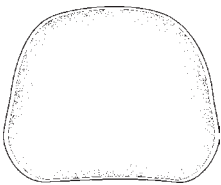
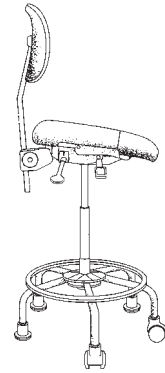
\*\* 7 ½" of pneumatic height adjustment

# 3-in-1

## Sit Stand Series

SIN# 33721

The 3-in-1 Sit Stand is the most user friendly sit stand available with three seating options and a unique No-Slip Strip. An ideal solution for individuals who require a variety of seating positions during their day – standing, perching to sitting – or for those who use a height adjustable work station.



3-In-1 Sit Stand  
Back

The 3-In-1 Sit Stand is three chairs in one seating system.

- Use as a sit stand with our durable No-Slip Strip
- Use as a sit stand with back support
- Use as a counter height task chair

\* 7 ½" of pneumatic height adjustment

LIST PRICE	3-In-1 Sit Stand	
	• Staccato fabric with ergoCentric+Guard™ High Friction No-Slip Strip* (yd)	\$687 (1 ¼)
	• Spirit Millennium with ergoCentric+Guard High Friction No-Slip Strip	\$695
STANDARD SPECIFICATIONS	3-In-1 Sit Stand	
	<b>Backrest</b>	14" w x 10" h
	• Fully upholstered backrest	•
	• 4" of back height adjustment	•
	<b>Seat</b>	•
	• Upholstered seat with dual density molded polyurethane foam with 5" ergoCentric+Guard High Friction No-Slip Strip*	•
	• Standard extra small seat pan	17 ½" w x 15 ½" d
	<b>Tube Mechanism</b>	•
	• 1 Lever for both seat and back angle adjustment	•
	• Back pivot	•
	• Back height adjustment	•
	• Seat height	•
	<b>Pneumatic Lift</b>	•
	• 200 mm chrome knurled pneumatic lift (19 ¼" - 35 ½") **	•
	<b>Base</b>	•
	• 22" Chrome base	•
	• 18" Oval tube footring built in for durability (height)	8 ½"
	• 2 X dual wheel nylon 2 ¼" casters and 3 x 2 ¼" glides	•
	<b>Measurements</b>	35 lbs/5.2 cu.ft
OPTIONS	Glides/Casters	
	• 5 X 2 ¼" glides	2G
	• 5 X 2" No slip glides	NSG
	• 2 X dual wheel urethane casters with 3 x 2 ¼" glides	2UC32G
	Upcharge	
		N/C
	<b>Additional Options</b>	
	• 3-in-1 high back (17"w x 15"h)	3N1HB
	• 3-in-1 small seat (18 ½"w x 17"d)	SS
	• Saddle stool seat	SSS
	• 200 mm black knurled pneumatic lift (19 ¼" - 35 ½")*	200MMPKBL
	• 22" 3-in-1 black base	22BLKFR
		N/C

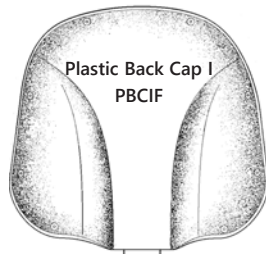
\* **No-Slip Strip** Formulated to reduce the possibility of slipping, the ergoCentric+Guard High Friction No-Slip Strip provides the best traction for individuals who sit at an angle. Available in Onyx (black) and Sapphire (blue).

\*\* 7 ½" of pneumatic height adjustment

# Ind F Series

SIN# 33721

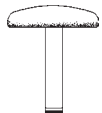
Standard when backrest is upholstered in vinyl, PVC-free (vinyl-like) and IC Plus™ upholsteries



## RECOMMENDED ARMS



**3" Oval Tube Adjustable T-Arm**  
3ATAOT \$127



**T-Arm**  
TA \$109

For specifications, illustrations and additional arm options, see pages 83-88.

## SEAT SIZE OPTIONS

**Extra Small XSS** N/C  
(17 ½"w x 15 ½"d)

**Large LS** \$29  
(20"w x 19"d)

**Plus Size PS** \$56  
(22"w x 19"d)

**Extra Long XLS** \$56  
(20"w x 21"d)

**Extra Deep XPS** \$56  
(22"w x 21"d)

For graded upholstery choices see page 110.

- ▲ 7 ½" of pneumatic height adjustment
- \* Adds 1 ½" to seat height
- † Only available in vinyl
- ◆ IC Plus™ only available on the back with the Plastic Back Cap.



LIST PRICE	List Price	IND. SF STANDARD	IND. LF STANDARD
	• Grade 1	\$667	\$705
	• Grade 2	\$688	\$726
	• Grade 3	\$698	\$736
	• Grade 4	\$710	\$747
	• Grade 5	\$720	\$757
	• Grade 12 / IC Plus™ ◆	\$793	\$831
	• Plastic Back Cap Standard with Vinyl, PVC-free (vinyl-like), IC Plus™ Upholsteries	PBCIV (\$12)	(\$12)

STANDARD SPECIFICATIONS	Backrest	IND. SF STANDARD	IND. LF STANDARD
	• Fully Upholstered Dual Curve Backrest	15 ½"w x 13 ½"h	15 ½"w x 13 ½"h
	Seat		
	• Dual Density Molded Polyurethane Foam	•	•
	• Seat Pan	18 ½"w x 17"d	18 ½"w x 17"d
	Standard Mechanism		
	• Back Height Adjustment	•	•
	• Back Angle Adjustment	•	•
	• Back Pivot	•	•
	Pneumatic Lift		
	• 200 mm Knurled Pneumatic Lift, Dual Height Adjustment System (seat height)	21"-33 ½"▲	22"-37 ¼"▲
	Base		
	• 22" Chrome 22 Base with 18" Oval Tube Footring (8 ½" footring height)	•	N/A
	• 26" Multi-Level Spider Base with Durable Urethane Coating	N/A (7", 9 ½")	•
	• Footrests (height)	•	(3", 6 ½", 9", 12")
	• ½" Industrial Glides	•	•
	Measurements		
	• Boxed Weight/Size	35 lbs/5.2 cu.ft	40 lbs/6.7 cu.ft

OPTIONS	Seat	Upcharge	IND. SF STANDARD	IND. LF STANDARD
	• Energy Absorbant Memory Foam	EA \$56	•	•
	• Triple Density Foam (adds ¼" to seat width & depth)	TDF \$46	•	•
	Base/Glides/Casters			
	• 22" Chrome 22 Base with 18" Oval Tube Footring (8 ½" footring height)	22CHFR N/C	•	•
	• Lock On Urethane Casters*	LON \$115	•	•
	• Lock Off Urethane Casters*	LOF \$55	•	•
	• Dual Wheel Nylon Casters*	NC N/C	•	•
	• Dual Wheel Urethane Casters*	UC \$34	•	•
	• Single Wheel Nylon Casters*	SW \$45	•	•
	• Single Wheel Urethane Casters*	SWU \$49	•	•
	• 2 ¼" Glides*	2G N/C	•	•
	Additional Options			
	• Tilt 2 Mechanism	TILT2 \$30	•	•
	• 30" Flat Bi-Level Base (30"w x 20 ½"h)	30BLFR \$163	N/A	•
	• APT Mechanism	APT (\$33)	•	•
	• Anti Static (Available in fabric and vinyl only)	ANTISTATIC \$106	•	•
	• Back Trim	BT N/C	•	•
	• Plastic Back Cap I -Fabric	PBCIF N/C	•	•
	• Class 100 Cleanroom†	CRPACK \$88	•	•



ARMS

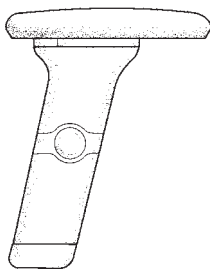
# Arms

Arm supports help stabilize the upper body thereby reducing the negative static muscle activity and assist in getting in and out of the chair. Arm supports that adjust in and out as well as up and down help ensure the weight of your arms is comfortably supported and reduce stress on your neck and shoulders.

ARM TYPE	CODE	PAGE
Height Adjustable	TC   4ATAOT	102
	3ATAOT   SATAOT	103
Height & Swivel Adjustable	TC360	103
	SWV   3SWVOT   SATASWV	104
Height & Lateral	TCL   4ATAOLT	105
Height, Lateral & Swivel	TCL360   SWVLT	105
Non-Adjustable	TA   BRAR	106

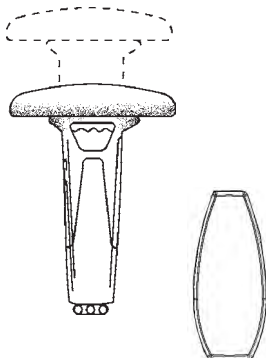
## Height Adjustable

### TC ARMREST - TCENTRIC 4" HEIGHT ADJUSTABLE



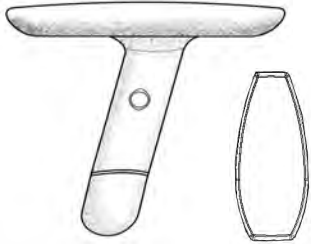
SPECIFICATIONS	CODE	LIST PRICE
<ul style="list-style-type: none"> <li>Cushioned Finger Tip Adjustment</li> <li>Solid ¼" thick spring steel frame, epoxy powder coated black</li> <li>Arms width adjustable 2" per arm</li> <li>Arm height adjustable from seat pan 5 ¾" - 9 ¾"</li> <li>Arm pad: Polyurethane arm pad 5" w x 10" l</li> </ul>	TC	\$220
OPTIONS	CODE	UPCHARGE
<b>Arm pads</b> <ul style="list-style-type: none"> <li>Light Gray tCentric height adjustable armrest</li> </ul>	TCG	\$251

### 4ATAOT - 4" HEIGHT ADJUSTABLE



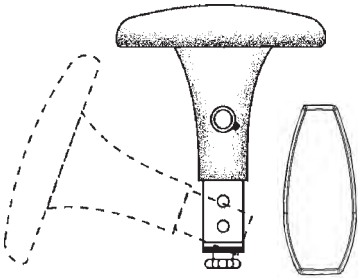
SPECIFICATIONS	CODE	LIST PRICE
<ul style="list-style-type: none"> <li>Finger tip adjustment</li> <li>Solid ¼" thick spring steel frame, epoxy powder coated black</li> <li>Arms width adjustable 2" per arm</li> <li>Arm height adjustable from seat pan 5 ¾"-9 ¾"</li> <li>Arm pad: Polyurethane oval tube arm cap 4 ¼"w x 10 ½"l</li> </ul>	4ATAOT	\$196
OPTIONS	CODE	UPCHARGE
<b>Arm pads</b> <ul style="list-style-type: none"> <li>Oval tube polyurethane short arm pad 4 ¼"w x 9"l</li> </ul>	4ATAOTSH	\$205
<b>Bracket</b> <ul style="list-style-type: none"> <li>1" Lower arm</li> </ul>	EDD	\$20
<ul style="list-style-type: none"> <li>2" Higher arm</li> </ul>	NDD	\$20

## 3ATAOT - 3" HEIGHT ADJUSTABLE



SPECIFICATIONS			LIST PRICE
	<ul style="list-style-type: none"> <li>Finger tip adjustment</li> <li>Solid ¼" thick spring steel frame, epoxy powder coated black</li> <li>Arms width adjustable 2" per arm</li> <li>Arm height adjustable from seat pan 6"-9"</li> <li>Oval tube polyurethane arm pad 4 ¼" w x 10 ⅝" l</li> </ul>	3ATAOT	\$127
OPTIONS	Arm pads		
	<ul style="list-style-type: none"> <li>Short polyurethane arm pad 4 ¼" w x 9" l</li> </ul>	3ATAOTSH	\$127
	<ul style="list-style-type: none"> <li>Oval upholstered arm pad 5 ¼" w x 10" l</li> </ul>	3ATAOV	\$168

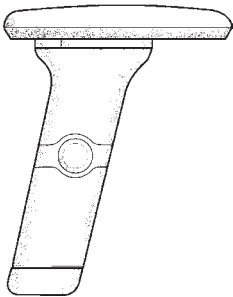
## SATAOT - HEIGHT AND WIDTH ADJUSTABLE



SPECIFICATIONS			LIST PRICE
	<ul style="list-style-type: none"> <li>Swing away turn dial height and width adjustable</li> <li>Solid ¼" thick steel frame, epoxy powder coated black</li> <li>Arms width adjustable 2" per arm</li> <li>Arm height adjustment from seat pan 7 ¾" – 10 ½"</li> <li>Arm pad: Polyurethane oval tube arm cap 4 ½" w x 10 ⅝" l</li> </ul>	SATAOT	\$247
OPTIONS	Arm pads		
	<ul style="list-style-type: none"> <li>ESD</li> </ul>	ESD	\$40
	See page 111 for optional upholstered arm pads		

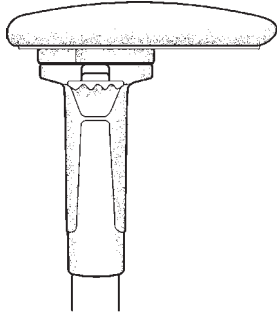
## Height &amp; Swivel Adjustable

## TC360 ARMREST - TCENTRIC HEIGHT &amp; SWIVEL ADJUSTABLE



SPECIFICATIONS			LIST PRICE
	<ul style="list-style-type: none"> <li>Cushioned finger tip adjustment</li> <li>Proprietary swivel adjustment rotates 360°</li> <li>&gt; When rotated 180° the forearm pad moves 2" forward</li> <li>Solid ¼" thick spring steel frame, epoxy powder coated black</li> <li>Arms width adjustable 2" per arm</li> <li>Arm height adjustable from seat pan 5 ¾"-9 ¾"</li> <li>Arm pad: Polyurethane arm pad 5" w x 10" l</li> </ul>	TC360	\$298
OPTIONS	Arm pad & color		
	<ul style="list-style-type: none"> <li>tCentric small arm pad 3¾" w x 10" l</li> </ul>	TC360SM	\$298
	<ul style="list-style-type: none"> <li>Light Gray tCentric height &amp; swivel adjustable armrest</li> </ul>	TC360G	\$309

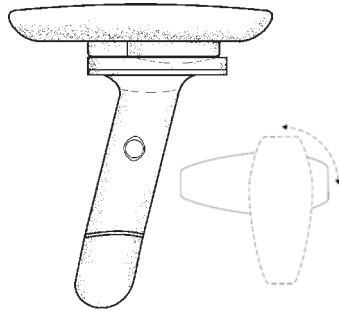
## SWV - HEIGHT &amp; SWIVEL ADJUSTABLE



SPECIFICATIONS			LIST PRICE
	<ul style="list-style-type: none"> <li>Finger tip adjustment</li> <li>Proprietary swivel adjustment rotates 360°</li> <li>&gt; When rotated 180° the forearm pad moves 2" forward</li> <li>Solid ¼" thick spring steel frame, epoxy powder coated black</li> <li>Arms width adjustable 2" per arm</li> <li>Arm height adjustable from seat pan 6 ¼"-10 ¼"</li> <li>Arm pad: Oval Black Destiny upholstered padded arm pad 5 ¾" w x 10" l</li> </ul>	SWV	\$293
OPTIONS	Arm pads		
	<ul style="list-style-type: none"> <li>Oval tube polyurethane 4 ¼" w x 10 ⅝" l when rotated 180° the arm pad moves 3" forward</li> </ul>	SWVOT	\$250
	<ul style="list-style-type: none"> <li>Oval tube polyurethane short arm pad 4 ¼" w x 9" l &gt; when rotated 180° the arm pad moves 1 ½" forward</li> </ul>	SWVOTSH*	\$250
	Bracket		UPCHARGE
	<ul style="list-style-type: none"> <li>1" Lower arm</li> </ul>	EDD	\$20
	<ul style="list-style-type: none"> <li>2" Higher arm</li> </ul>	NDD	\$20

\*Recommended for use on myCentric Series

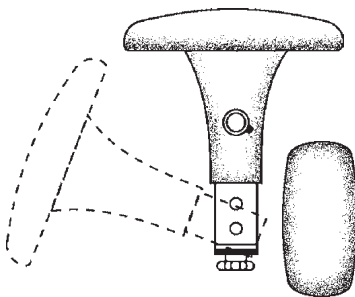
## 3SWVOT - 3" HEIGHT &amp; 360° SWIVEL ADJUSTABLE



SPECIFICATIONS			LIST PRICE
	<ul style="list-style-type: none"> <li>Finger tip adjustment</li> <li>Proprietary swivel adjustment rotates 360°</li> <li>&gt; When rotated 180° the forearm pad moves 3" forward</li> <li>Solid ¼" thick spring steel frame, epoxy powder coated black</li> <li>Arms width adjustable 2" per arm</li> <li>Arm height adjustable from seat pan 8 ⅞"-11 ⅝"</li> <li>Arm cap: Oval tube polyurethane arm pad 4 ½" w x 10" ⅝" l</li> </ul>	3SWVOT	\$178
OPTIONS	Arm pads		
	<ul style="list-style-type: none"> <li>Short polyurethane arm pad 4 ¼" w x 9" l* &gt; When rotated 180° the forearm pad moves 1 ½" forward</li> </ul>	3SWVOTSH*	\$178

\*Recommended for use on myCentric Series

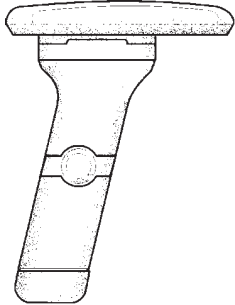
## SATASWV - HEIGHT, WIDTH &amp; SWIVEL ADJUSTABLE



SPECIFICATIONS			LIST PRICE
	<ul style="list-style-type: none"> <li>Swing away turn dial height and width adjustable</li> <li>Proprietary swivel adjustment rotates 360°</li> <li>&gt; When rotated 180° the forearm pad moves 2" forward</li> <li>Solid ¼" thick steel frame, epoxy powder coated black</li> <li>Arms width adjustable 2" per arm</li> <li>Arm height adjustment from seat pan 8"-11 ½"</li> <li>Arm pad: Oval upholstered arm pad 5 ¾" w x 10" l</li> </ul>	SATASWV	\$318
OPTIONS	Arm pads		
	<ul style="list-style-type: none"> <li>See page 111 for optional upholstered arm pads</li> </ul>		

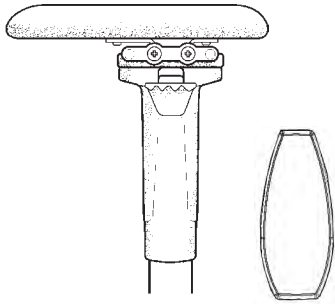
# Height & Lateral

## TCL ARMREST- TCENTRIC HEIGHT & LATERAL ADJUSTABLE



SPECIFICATIONS			LIST PRICE
	<ul style="list-style-type: none"> <li>Cushioned finger tip adjustment</li> <li>Arm lateral adjustment 2 ½" inwards</li> <li>Solid ¼" thick spring steel frame, epoxy powder coated black</li> <li>Arms width adjustable 2" per arm</li> <li>Arm height adjustable from seat pan: 5 ¾" - 9 ¾"</li> <li>Arm pad: Polyurethane arm pad 5"w x 10" l</li> </ul>	TCL	\$298
OPTIONS	Arm pad & color		LIST PRICE
	• tCentric small arm pad 3¾" w x 10" l	TCLSM	\$298
	• Light Gray tCentric height & lateral adjustable armrest	TCLG	\$309
	• Midnight Black tCentric armrest with Nytek Black Upholstery	TCLUPBL	\$298
	• Light Gray tCentric armrest with Nytek Gray Upholstery	TCLUPG	\$309

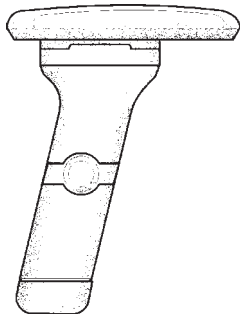
## 4ATAOLT - HEIGHT & LATERAL ADJUSTABLE



SPECIFICATIONS			LIST PRICE
	<ul style="list-style-type: none"> <li>Finger tip adjustment</li> <li>Arm pad lateral adjustment 3" inward per arm</li> <li>Solid ¼" thick spring steel frame, epoxy powder coated black</li> <li>Arms width adjustable 2" per arm</li> <li>Arm height adjustable from seat pan 6 ¾"-10 ¾"</li> <li>Arm pad: Polyurethane oval tube arm cap 4 ¼"w x 10 ½"l</li> </ul>	4ATAOLT	\$324
OPTIONS	Bracket		UPCHARGE
	• 1" Lower arm	EDD	\$20
	• 2" Higher arm	NDD	\$20

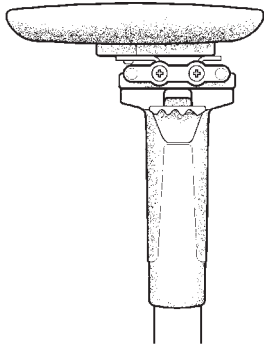
# Height, Lateral & Swivel

## TCL360 ARMREST – TCENTRIC HEIGHT, SWIVEL & LATERAL ADJUSTABLE



SPECIFICATIONS			LIST PRICE
	<ul style="list-style-type: none"> <li>Cushioned finger tip adjustment</li> <li>Proprietary swivel adjustment rotates 360°</li> <li>&gt; When rotated 180° the forearm pad moves 2" forward</li> <li>Arm lateral adjustment 2 ½" inward</li> <li>Solid ¼" thick spring steel frame, epoxy powder coated black</li> <li>Arms width adjustable 2" per arm</li> <li>Arm height adjustable from seat pan 6 ½" - 10 ½"</li> <li>Arm pad: Polyurethane arm pad 4 ¾"w x 10 ¼" l</li> </ul>	TCL360	\$322
OPTIONS	Arm pad & color		LIST PRICE
	• tCentric small arm pad 3¾" w x 10" l	TCL360SM	\$322
	• Light Gray tCentric height, swivel & lateral adjustable armrest	TCL360G	\$332
	• Midnight Black tCentric armrest with Nytek Black Upholstery	TCL360UPBL	\$322
	• Light Gray tCentric armrest with Nytek Gray Upholstery	TCL360UPG	\$332

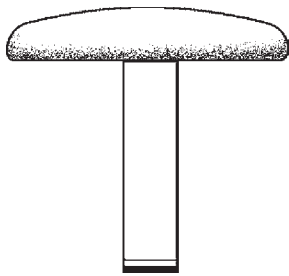
## SWVLT - HEIGHT, SWIVEL &amp; LATERAL ADJUSTABLE



SPECIFICATIONS			LIST PRICE
	<ul style="list-style-type: none"> <li>Finger tip adjustment</li> <li>Proprietary swivel adjustment rotates 360°</li> <li>&gt; when rotated 180° the arm pad moves 2" forward</li> <li>Arm pad lateral adjustment 3" inward per arm</li> <li>Solid ¼" thick spring steel frame, epoxy powder coated black</li> <li>Arms width adjustable 2" per arm</li> <li>Arm height adjustable from seat pan 7 ¼"-11 ¼"</li> <li>Arm cap: Oval upholstered arm pad 5 ¼"w x 10"l</li> </ul>	SWVLT	\$409
OPTIONS	Arm pads		
	<ul style="list-style-type: none"> <li>Oval tube arm pad 4 ¼" w x 10 ⅝"l</li> <li>&gt; When rotated 180° the arm pad moves 3" forward</li> </ul>	SWVOLT	\$378
	<ul style="list-style-type: none"> <li>Oval tube short arm pad 4 ½"w x 9"l</li> </ul>	SWVOLTSH	\$378
	Bracket		UPCHARGE
	<ul style="list-style-type: none"> <li>1" Lower arm</li> <li>2" Higher arm</li> </ul>	EDD NDD	\$20 \$20

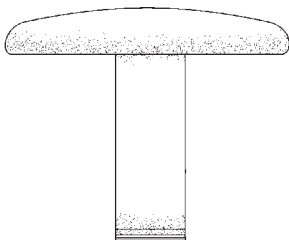
## Fixed Arms

## TA - T-ARM



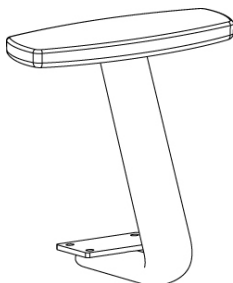
SPECIFICATIONS			LIST PRICE
	<ul style="list-style-type: none"> <li>Solid ¼" thick steel frame, epoxy powder coated black</li> <li>Arm pad: Polyurethane oval tube arm cap 4"w x 10 ⅝"l</li> <li>Arm height from seat pan 6 ¾"</li> </ul>	TA	\$112
OPTIONS	Arm pads		
	<ul style="list-style-type: none"> <li>ESD upcharge</li> </ul>	ESD	\$40
OPTIONS	See page 111 for optional upholstered arm pads		

## E500 ARMREST



SPECIFICATIONS			LIST PRICE
	<ul style="list-style-type: none"> <li>Fixed height</li> <li>⅝" thick by 3" wide steel, epoxy powder coated black</li> <li>Oval upholstered arm pad 5 ¼" w x 10" l</li> <li>9 ½" Arm Height from Seat Pan</li> </ul>	E50010	\$450
OPTIONS	Arm Height		
	<ul style="list-style-type: none"> <li>12" Arm Height from Seat Pan</li> </ul>	E50012	\$450


## BRAR - FIXED ARM



SPECIFICATIONS			LIST PRICE
	<ul style="list-style-type: none"> <li>Fixed Arm with Polyurethane Pad</li> <li>Not width adjustable</li> <li>Arm height from seat pan 8 ½"</li> <li>Polyurethane arm pad 3 ½" wide by 10" long</li> </ul>	BRAR	\$77
OPTIONS	Arm pads		
	<ul style="list-style-type: none"> <li>Arm bracket with chrome accent</li> </ul>	BRARCH	\$96

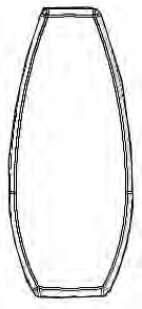
# Arm Pad Options

## OVAL - OVAL UPHOLSTERED ARM PAD



SPECIFICATIONS			UPCHARGE
	<ul style="list-style-type: none"> <li>5 ¼" w x 10" l</li> <li>Upholstered in Black Destiny, an engineered nytek leather match</li> </ul>	OVAL	\$34
OPTIONS	Upholstered in		UPCHARGE
	Fabric	OVALF	\$34
	Leather	OVALL	\$58

## OT - OVAL TUBE ARM PAD

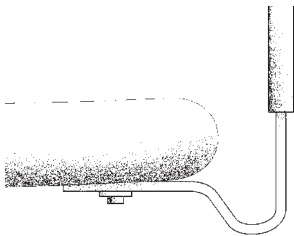


SPECIFICATIONS			UPCHARGE
	<ul style="list-style-type: none"> <li>4 ¼" w x 10 ⅝" l</li> <li>Polyurethane arm cap</li> </ul>	OT	\$9
OPTIONS	Short Arm Pad		UPCHARGE
	4 ¼" w x 9" l	OTSH*	\$9
	Oval Tube Upholstered Arm Pad*		
	<ul style="list-style-type: none"> <li>4 ½" w x 10 ⅝" l</li> <li>Upholstered in Black Destiny, an engineered nytek leather match</li> </ul>	OTOVAL	\$35
	Upholstered in**		UPCHARGE
	Black Destiny	OTU	\$10
	Fabric	OTF	N/C
	Leather	PTL	\$55

\*Recommended for use on myCentric Series

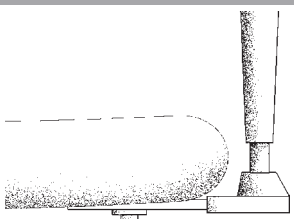
# Arm Brackets Styles

## DROP DOWN ARM BRACKET



SPECIFICATIONS			LIST PRICE
	<ul style="list-style-type: none"> <li>Drop-down arm bracket style allows for 4" of height adjustment and lower height options.</li> </ul>	4ABR	\$66

## L-SHAPED ARM BRACKET (OVAL TUBE OPTION SHOWN)\*\*



SPECIFICATIONS			LIST PRICE
	<ul style="list-style-type: none"> <li>Two L-shaped arm bracket styles offer 3" of height adjustment.</li> <li>A shorter bracket option is available (Trigger arm rest only) to accommodate smaller seat pan sizes.</li> </ul>	OTBR	\$62

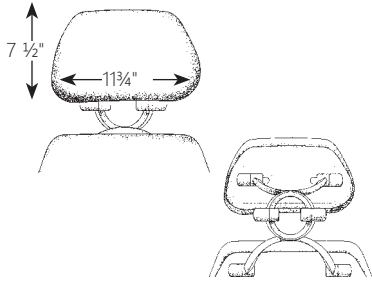
\*\*Cannot be used on a swivel arm bracket



OPTIONS & PARTS

## Adjustable Headrest

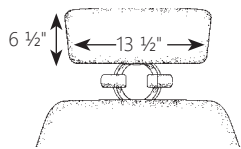
### AHR - ADJUSTABLE HEADREST



SPECIFICATIONS			
<ul style="list-style-type: none"> <li>Side stitching offers cushioned support with a tailored look</li> <li>Durable plastic headrest cap has a stylish line pattern</li> <li>Patented headrest bracket has 3 pivot points with 7" vertical and horizontal adjustments to provide the maximum range of adjustability</li> <li>Dampers in pivot mechanisms allow the headrest to be moved to the desired position without loosening</li> <li>7 1/2"h x 11 3/4"w</li> <li>Convex curve for additional support</li> </ul>	AHR		\$286
	AHRG		\$310

## 24Centric & eCentric Executive Series Adjustable Headrest

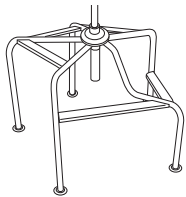
### 24AHR - 24CENTRIC AND ECENTRIC EXECUTIVE ADJUSTABLE HEADREST



SPECIFICATIONS			
<ul style="list-style-type: none"> <li>Side stitching of upholstered headrest cap offers cushioned support with a tailored look</li> <li>Patented headrest bracket has 3 pivot points with 7" vertical and horizontal adjustments to provide the maximum range of adjustability</li> <li>Dampers in pivot Mechanisms allow the headrest to be moved to the desired position without loosening</li> <li>6 1/2"h x 13 1/2"w</li> </ul>	24AHR		\$286

## Footrests

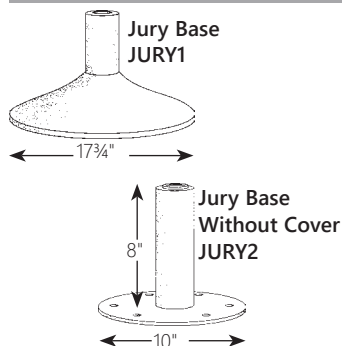
### 30FBLFR - 30" BI-LEVEL FOOTREST



SPECIFICATIONS			
<ul style="list-style-type: none"> <li>30" diameter bi-level footrest, welded from 1" diameter 14 gauge steel tube.</li> <li>Steps are at 10" and 16" from the ground, and are made of 2" steel flat bar which have traction grit under a coating of polyurethane.</li> <li>Finish is semi-gloss powder-coat.</li> </ul>	30FBLFR		\$417

## Jury Base

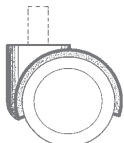
### JURY - JURY BASE

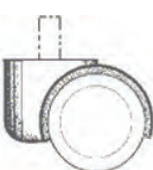


SPECIFICATIONS			
<ul style="list-style-type: none"> <li>Tapered, reinforced 10 gauge centre hub welded to a 3/4" thick by 10" round steel plate</li> <li>Plate has 6 countersunk holes for attachment to the floor</li> <li>Internal hub fits all ergoCentric standard gas cylinders, with or without swivel return</li> <li>Shroud for the internal hub consists of a 16-gauge outer tube with a plastic trim ring</li> <li>Optional black plastic cone-shaped plate covering</li> <li>All metal parts finished with black textured powder coating</li> <li>Hardware for floor attachment is not included.</li> </ul>			
OPTIONS	Arm pads		
	Jury base with cover	JURY1	\$165
	Jury base cover only	JURYCOVER	\$31
	Jury base without cover	JURY2	\$136


# Casters and Glides

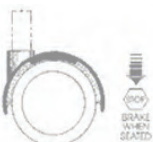
See chair specification pages for availability and pricing

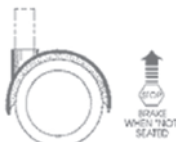
NC - DUAL WHEEL NYLON CASTERS		
	Designed for use on carpet	<b>LIST PRICE</b>
	<b>Features</b>	NC
	<ul style="list-style-type: none"> <li>• 2" diameter caster with steel stem</li> <li>• Nylon body</li> <li>• Dual nylon wheels</li> </ul>	\$7 each

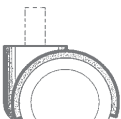
UC - DUAL WHEEL URETHANE CASTERS		
	Designed for use on hard floor, tile, concrete, marble floors.	<b>LIST PRICE</b>
	<b>Features</b>	UC
	<ul style="list-style-type: none"> <li>• 2" diameter caster with steel stem</li> <li>• Nylon body</li> <li>• Dual polyurethane wheels</li> </ul>	\$11 each

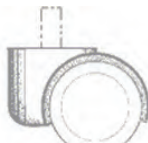
SW - SINGLE WHEEL NYLON CASTERS		
	Designed for use on heavy carpet	<b>LIST PRICE</b>
	<b>Features</b>	SW
	<ul style="list-style-type: none"> <li>• 2 1/2" Caster with steel stem</li> <li>• Steel body</li> <li>• Single nylon wheel</li> </ul>	\$18 each

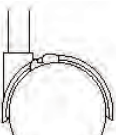
SWU - SINGLE WHEEL URETHANE CASTERS		
	Designed for use on rough floor surfaces.	<b>LIST PRICE</b>
	<b>Features</b>	SWU
	<ul style="list-style-type: none"> <li>• 2 1/2" Caster with steel stem</li> <li>• Steel body</li> <li>• Single Urethane wheel</li> </ul>	\$19 each


LON - LOCK ON URETHANE CASTERS		
	Provides the stability of a glide and mobility of a caster. When the user's weight is on the chair, the wheels lock. With no weight on the chair, the caster unlocks and moves freely.	<b>LIST PRICE</b>
	<b>Features</b>	LON
	<ul style="list-style-type: none"> <li>• 2 1/4" caster with steel stem</li> <li>• Nylon body</li> <li>• Dual urethane wheels</li> <li>• Brakes</li> </ul>	\$33 each


LOF - LOCK OFF URETHANE CASTERS		
	Ideal for use on tile floors. When the user's weight is off the chair, a brake is applied to prevent the chair from rolling away.	<b>LIST PRICE</b>
	<b>Features</b>	LOF
	<ul style="list-style-type: none"> <li>• 2 1/4" Caster with steel stem</li> <li>• Nylon body</li> <li>• Dual nylon wheels</li> <li>• Brakes</li> </ul>	\$19 each


NSC - NYLON STACKER CASTER		
	Designed for commercial carpet use	<b>LIST PRICE</b>
	<b>Features</b>	NSC
	<ul style="list-style-type: none"> <li>• 1 1/2" diameter caster with nylon body</li> <li>• Dual nylon wheels</li> </ul>	\$15 each

USC - URETHANE STACKER CASTERS		
	Designed for use on hard floors including tile, concrete and marble	<b>LIST PRICE</b>
	<b>Features</b>	USC
	<ul style="list-style-type: none"> <li>• 1 1/2" diameter caster with nylon body</li> <li>• Dual polyurethane wheels</li> </ul>	\$19 each

CAC - CHROME ACCENT CASTERS		
	Designed for use on carpet	<b>LIST PRICE</b>
	<b>Features</b>	CAC
	<ul style="list-style-type: none"> <li>• 2" diameter caster with steel stem</li> <li>• Chrome Accent Middle body</li> <li>• Dual nylon wheels</li> </ul>	\$13 each

OMU - SINGLE WHEEL NEOPRENE CASTER		
	Designed for use on rough floor surfaces. Adds 2 1/2" to seat height	<b>LIST PRICE</b>
	<b>Features</b>	2" OMU
	<ul style="list-style-type: none"> <li>• Two options available, 3" or 2"</li> <li>• Steel body</li> <li>• Single urethane wheel</li> </ul>	\$23 each 3" OMU \$37 each

INDUSTRIAL GLIDE		
	Provide stability for use on commercial carpet and floors.	<b>LIST PRICE</b>
	<b>Features</b>	
	<ul style="list-style-type: none"> <li>• 1/2" (flat) glides HG</li> </ul>	\$7 each

GLIDES		
	Provide stability for use on commercial carpet and floors.	<b>LIST PRICE</b>
	<b>Features</b>	1G
	<ul style="list-style-type: none"> <li>• 1 1/4" glides 1G</li> <li>• 2 1/4" glides 2G</li> </ul>	\$7 each 2G \$7 each

# Parts

LIST PRICE	BACKRESTS - GRADE ONE FABRIC	CODE	LIST PRICE
	• geoCentric Mid-Back with Plastic Back Cap - Dedicated Task	GEOMBPBCDT1	\$228
	• geoCentric Mid-Back with Plastic Back Cap - Synchro	GEOMBPBCS1	\$228
	• geoCentric Mid-Back with Plastic Back Cap - Synchro Glide	GEOMBPBCSG1	\$228
	• geoCentric Mid-Back with Plastic Back Cap - Multi Tilt	GEOMBPBCMT1	\$228
	• geoCentric Tall-Back - Dedicated Task	GEOTBDT1	\$247
	• geoCentric Tall-Back - Synchro	GEOTBS1	\$247
	• geoCentric Tall-Back - Synchro Glide	GETOTBSG1	\$247
	• geoCentric Tall-Back - Multi Tilt	GEOTBMT1	\$247
	• geoCentric Extra Tall-Back - Dedicated Task	GEOXTBDT1	\$431
	• geoCentric Extra Tall-Back - Synchro	GEOXTBS1	\$431
	• geoCentric Extra Tall-Back - Synchro Glide	GETOXTBSG1	\$431
	• geoCentric Extra Tall-Back - Multi Tilt	GEOXTBMT1	\$431
	• geoCentric Extra High Back - Synchro	GEOXHBS1	\$496
	• geoCentric Extra High Back - Synchro Glide	GEOXHBSG1	\$496
	• geoCentric Extra High Back - Multi Tilt	GEOXHBT1	\$496
	• Saffron R Mid-Back	SAFRMB1	\$220
	• Saffron R Tall-Back	SAFRTB1	\$240
	• Saffron R High Back	SAFRHB1	\$402
	• Saffron 1 Back - APT	SAFIAPT1	\$118
	• Saffron 1 Back - Dedicated Task	SAFIDT1	\$118
	• Saffron 1 back with Plastic Back Cap - APT	SAFIPBCAPT1	\$101
	• Saffron 1 Back with Plastic Back Cap - Dedicated Task	SAFIPBCDT1	\$101
	• Saffron Mid-Back - APT	SAFMBAPT1	\$220
	• Saffron Mid-Back - Dedicated Task	SAFMBDT1	\$220
	• Saffron Mid-Back - Multi Tilt	SAFMBMT1	\$220
	• Saffron Mid-Back with Plastic Back Cap - APT	SAFMBPBCAPT1	\$163
	• Saffron Mid-Back with Plastic Back Cap - Dedicated Task	SAFMBPBCDT1	\$163
	• Saffron Mid-Back with Plastic Back Cap - Multi Tilt	SAFMBPBCMT1	\$163
	• Saffron High Back - Dedicated Task	SAFHBDT1	\$402
	• Saffron High Back - Multi Tilt	SAFHBT1	\$402
	• Saffron Extra High Back - Multi Tilt	SAFXHBT1	\$459
	• iCentric Mid-Back - Synchro	ICMBS1	\$282
	• iCentric Mid-Back - Synchro Glide	ICMBSG1	\$282
	• iCentric Mid-Back - Multi Tilt	ICMBMT1	\$282
	• iCentric High Back - Synchro	ICHBS1	\$299
	• iCentric High Back - Synchro Glide	ICHBSG1	\$299
	• iCentric High Back - Multi Tilt	ICHBT1	\$299
	• iCentric Mesh Back	ICMESHBACK1	\$406
	• ecoCentric Mesh Back - Dedicated Task	ECOMESHBACKDT1	\$318
	• ecoCentric Mesh Back - Multi Tilt	ECOMESHBACKMT1	\$318
	• ecoCentric Mesh Back - Boardroom	ECOMESHBACKBR21	\$318
	• eCentric Mid-Back - Multi Tilt	EMBMT1	\$411
	• eCentric Mid-Back - Knee Tilt	EMBKT1	\$500
	• eCentric High Back - Multi Tilt	EHBT1	\$573
	• eCentric High Back - Multi Tilt/24	EHBT1	\$573
	• eCentric High Back - Multi Tilt /350	EHBT1	\$573

LIST PRICE	BACKRESTS - GRADE ONE FABRIC	CODE	LIST PRICE
	• eCentric Executive Back - Synchro Glide	EEXECBACKSG1	\$506
	• eCentric Executive Back - Multi Tilt	EEXECBACKMT1	\$506
	• eCentric Executive Back - Multi Tilt /350	EEXECBACKMT1	\$506
	• eCentric Executive Back - Heavy Duty	EECECBACKHD1	\$506
	• airCentric Back - Synchro	AIRBACKS1	\$306
	• airCentric Back - Synchro Glide	AIRBACKSG1	\$306
	• airCentric Back - Multi Tilt	AIRBACKMT1	\$306
	• airCentric Back - Boardroom	AIRBACKBR1	\$306
	• airCentric Back Controlled Motion	AIRBACKCM	\$306
	• tCentric Hybrid Back - Accent	TBACKACCENT1	\$419
	• tCentric Hybrid Back - Synchro Glide	TBACKSG1	\$419
	• tCentric Hybrid Back - Multi Tilt	TBACKMT1	\$419
	• tCentric Hybrid Back - Boardroom	TBACKBR1	\$419
	• tCentric Hybrid Back - Counter Height	TBACKCH1	\$419
	• tCentric Light Gray Back - Synchro Glide	TBACKSG1LG	\$463
	• tCentric Light Gray Back - Controlled Motion	TBACKCMLG	\$463
	• tCentric Midnight Black Back - Controlled Motion	TBACKCM	\$419
	• myCentric Back - Dedicated Task	MYBACKDT21	\$454
	• myCentric Back - Synchro	MYBACKS1	\$454
	• myCentric Back - Synchro Glide	MYBACKSG1	\$454
	• myCentric Back - Multi Tilt	MYBACKMT1	\$454
	• ergoForce Mid-Back - Dedicated Task	EFMBACKDT1	\$228
	• ergoForce Mid-Back - Synchro Glide	EFMBACKSG1	\$228
	• ergoForce Mid-Back - Multi Tilt	EFMBACKMT1	\$228
	• ergoForce Mid-Back - Multi Tilt/24	EFMBACKMT1	\$228
	• ergoForce Mid-Back - Multi Tilt/350	EFMBACKMT1	\$228
	• ergoForce High Back - Dedicated Task	EFHBACKDT1	\$431
	• ergoForce High Back - Synchro Glide	EFHBACKSG1	\$431
	• ergoForce High Back - Multi Tilt	EFHBACKMT1	\$431
	• 24Centric Back - Multi Tilt	24BACKMT1	\$506
	• Bariatric Guest 21" Back	BARTG21B	\$220
	• Bariatric Guest 24" Back	BARTG24B	\$256
	• Bariatric Guest 30" Back	BARTG30B	\$282
	• 21" geoCentric Bariatric Guest Back	BARTGEO21GB	\$195
	• geoCentric Stacker Back	GEOSTACKBACK1	\$82
	• iCentric Stacker Back	ICSTACKBACK1	\$90
	• iCentric Stacker Back with Plastic Back Cap	ICSTACKBACKPBC1	\$89
	• iCentric Mesh Guest Back	ICMESHBACK1	\$406
	• ecoCentric Stacker Back	EACOBACK1	\$60
	• ecoCentric Pivot Back Back	ECOPBBK1	\$116
	• geoCentric Mid-Back Side Chair Back	GEOMBSC1	\$233
	• 3 in 1 Sit Stand Back	3IN1BACK1	\$118
	• 3 in 1 Sit Stand High Back	3IN1HBACK1	\$101
	• 1000 ESD Upholstered Back	SUESDBK	\$197
	• 1000 Upholstered Back	1000B	\$118
	• 2000 Back with Bar (DT, MT)	2000B	\$221
	• 2000 ESD Upholstered Back with Bar	LGESDBK	\$312
	• ESD PU Back	ESDCB	\$167
	• 1000 Upholstered Back with Plastic Back Cap	1000PBC	\$118
	• 2000 Upholstered Back with Plastic Back Cap	2000PBC	\$220

# Parts

LIST PRICE	SEATS - GRADE ONE FABRIC	CODE	LIST PRICE
	• 16" Upholstered Stool Seat	16UPHSS	\$96
	• 24Centric Large Seat	24CPS	\$306
	• 24Centric Small Seat	24SS	\$250
	• 24Centric Standard Seat	24CSTD	\$276
	• 24Centric Extra Wide Seat	24CXW	\$306
	• Small Heavy Duty Seat (24"w x 19"d)	SSHd	\$459
	• Plus Size Seat (24"w x 21"d)	LSHD	\$459
	• Bariatric Guest 21" Seat	BARTG21S	\$220
	• Bariatric Guest 24" Seat	BARTG24S	\$256
	• Bariatric Guest 30" Seat	BARTG30S	\$309
	• ecoCentric Plastic Seat	ECOSEAT	\$49
	• ecoCentric Pivot Back Seat	ECOPBST	\$126
	• Extra Large Seat (22"w x 21"d)	XPS	\$261
	• Extra Long Seat (20"w x 21"d)	XLS	\$261
	• Extra Small Seat (17 ½"w x 15 ½"d)	XSS	\$179
	• geoCentric Stacker/Sled Seat	STAST	\$96
	• iCentric Mesh Guest Seat	IMGs	\$175
	• Large (2000) Seat (20"w x 19"d)	2000/LS	\$220
	• Plus Size (3000) Seat (22"w x 19"d)	3000	\$261
	• Small (1000) Seat (18 ½"w x 17"d)	1000	\$179
	• tCentric Midnight Black Mesh Seat	TMBMS	\$419
	• tCentric Midnight Black Mesh Seat, Small	TMBMSS	\$421
	• tCentric Midnight Black Mesh Seat, Extra Long	TMBMXLS	\$421
	• tCentric Light Gray Mesh Seat	TLGMS	\$463
	• tCentric Light Gray Mesh Seat, Small	TLGMSS	\$477
	• tCentric Light Gray Mesh Seat, Extra Long	TLGMXLS	\$444
	• tCentric Midnight Black Airless Cushion Tech (Pair)	TMBACT	\$486
	• tCentric Light Gray Airless Cushions Tech (Pair)	TLGACT	\$117
	• Upholstered Sit Stand Seat	UPHSSST	\$131
	• Saddle Stool Seat	SDSEAT	\$166
	• 16" Upholstered Stool Seat	16UPHSS	\$197
	• 3-In-1 Stand Seat	3IN1SEAT	\$96
	• ESD PU Seat	ESDCS	\$179
	• Large (2000) Upholstered Seat	2000	\$198
	• Large ESD Upholstered Seat	LGESDST	\$220
	• Large PU Seat	LPUS	\$286
	• Small (1000) Upholstered Seat	1000	\$168
	• Small ESD Upholstered Seat	SUESDST	\$179
	• 1000 Small Seat & Plastic Shroud	1000S	\$258
	• 1000 Small Seat with EA & Plastic Shroud	1000SEA	\$179
	• 2000 Large Seat & Plastic Shroud	2000S	\$220
	• 2000 Large Seat with EA & Plastic Shroud	2000SEA	\$220
	• 3000 Plus Seat & Plastic Shroud	3000S	\$261
	• 3000 Plus Seat with EA & Plastic Shroud	3000SEA	\$261
	• Extra Long Seat(20W x 21D) & Plastic Shroud	XLSS	\$261
	• Extra Long Seat(20W x 21D) with EA & Plastic Shroud	XLSSSEA	\$261
	• Extra Deep Seat(22W x 21D) & Plastic Shroud	XPSS	\$261
	• Extra Deep Seat(22W x 21D) with EA & Plastic Shroud	XPSSSEA	\$261
	• 1000 Small Seat & Cardboard Cover	1000C	\$179
	• 1000 Small Seat with EA & Cardboard Cover	1000CEA	\$179
	• 2000 Large Seat & Cardboard Cover	2000C	\$220
	• 2000 Large Seat with EA & Cardboard Cover	2000CEA	\$220
	• 3000 Plus Seat & Cardboard Cover	3000C	\$261
	• 3000 Plus Seat with EA & Cardboard Cover	3000CEA	\$261
	• Extra Long Seat(20W x 21D) & Cardboard Cover	XLSC	\$261
	• Extra Long Seat(20W x 21D) with EA & Cardboard Cover	XLSCSEA	\$261
	• Extra Deep Seat(22W x 21D) & Cardboard Cover	XPSC	\$261
	• Extra Deep Seat(22W x 21D) with EA & Cardboard Cover	XPSCSEA	\$261

LIST PRICE	BACK BARS/TUBES	CODE	LIST PRICE
	• APT Back Bar	ABB	\$82
	• Standard Back Bar	SBB	\$37
	• Chrome Tube Back Bar	CTBB	\$54
	• Back Height Adjustment Knob	BHK	\$7
	• Back Bar Seat Wedge	BBSW	\$7
	• 2" longer back bar	2BB	\$82

LIST PRICE	CONTROL MECHANISMS	CODE	LIST PRICE
	• Controlled Motion Mechanism	CM	\$302
	• 24 Hour Multi Tilt Mechanism	24MT	\$448
	• Plus Size Multi Tilt Mechanism	350MT	\$448
	• Accent Mechanism	ACCENT	\$123
	• APT Mechanism	APT	\$84
	• Circle Ring Mechanism	RINGMECH	21
	• Standard Mechanism	STD	\$141
	• Boardroom Mechanism	ICBR	\$141
	• iCentric Mesh Executive Boardroom Mech	IMKTB	\$158
	• KT Mechanism	ICKT	\$381
	• KT Mechanism without seat slider	ergoKT	\$381
	• Multi Tilt 2 Mechanism	MT	\$285
	• Saffron Boardroom Mechanism	BR	\$128
	• Gray Boardroom Mechanism	BRG	\$168
	• Saffron KT Mechanism	SAFKT	\$381
	• Tilt Mechanism,	TILT	\$179
	• Tilt 2 Mechanism	TILT2	\$179
	• Saffron MT Mechanism	SAFMT	\$251
	• Standard Mechanism (tube)	STDTB	\$147
	• Synchro Glide Mechanism	SG	\$311
	• Synchro Glide Mechanism Light Gray	SGG	\$324
	• Synchro Mechanism	ICSYN	\$381
	• Task Intensive Mechanism	TI	\$447

LIST PRICE	BACK, SEAT AND HEADREST COVERS	CODE	LIST PRICE
	• Adjustable Headrest Cover	AHRC	\$48
	• Extra High Back Cover (19"w x 25"h)	3000XTBBC	\$167
	• Extra High Back Cover (19"w x 34"h)	4000BC	\$191
	• Extra Large Seat Cover (22"w x 21"d)	XPSSC	\$144
	• Extra Long Seat Cover (20"w x 21"d)	XLSSC	\$144
	• Extra Small Seat Cover (17 ½"w x 15 ½"d)	XSSC	\$96
	• High Back Cover (19"w x 25"h)	3000BC	\$167
	• Large (2000) Seat Cover (20"w x 19"d)	2000SC	\$96
	• Low Back Cover (15 ½" x 13 ½"h)	1000BC	\$167
	• Mid-Back Cover (17" x 19"h)	2000BC	\$119
	• Plus Size Seat Cover (22"w x 19"d)	3000SC	\$144
	• Small (1000) Seat Cover	1000SC	\$96
	• Tall-Back Cover (17" x 21"h)	3000TBBC	\$167

# Parts

LIST PRICE	BASES AND FOOTRESTS	CODE	LIST PRICE
	• 22" Chrome 22 Base	22CHFR	\$167
	• 24" Polished Aluminum ESD Base	24ESD	\$224
	• 24" Glass Reinforced Nylon Base	24NB	\$72
	• 25" Glass Reinforced Nylon High Profile Base	25HP	\$101
	• 26" Glass Reinforced Nylon Base	26NB	\$108
	• 26" Polished Aluminum ESD Base	26ESD	\$252
	• 26" Polished Aluminum Base	26PB	\$245
	• 26" Polished Aluminum Mid-Profile Base	PMB	\$245
	• 26" Polished Aluminum High Profile Base	26PB2	\$188
	• 27" Hercules Glass Reinforced Nylon Base	27HERB	\$251
	• 26" Glass Reinforced Nylon Mid-Profile Base	26MP	\$101
	• 26" Glass Reinforced Nylon High Profile Base Light Gray	26HP2G	\$128
	• 27" BART Base	27BART	\$334
	• Jury Base	JURY1	\$160
	• Jury Base Without Cover	JURY2	\$132
	• Jury Base Cover Only	JURYCOVER	\$31
	• Scooter Base	SB	\$92
	• 22" Chrome 22 Base	22CHFR	\$167
	• 26" Multi-Level Spider Footrest Base	4LB	\$197
	• 30" Flat Bi-level Footrest Base	30FBLFR	\$405
	• 20" diameter height adjustable footring	20FR	\$118
	• 20" diameter ergoCentric height adjustable footring	ERGOFR	\$160

LIST PRICE	CASTERS	CODE	LIST PRICE
	• Chrome Accent Caster (each)	CAC	\$13
	• Dual Wheel Nylon Caster (each)	NC	\$7
	• Dual Wheel Urethane Caster (each)	UC	\$11
	• Heavy Duty Gray Single Wheel Caster (each)	FSW	\$18
	• Lock-off Caster (each)	LOF	\$18
	• Lock-on Caster (each)	LON	\$32
	• Manual Lock Caster (each)	MAN	\$18
	• Nylon Caster 2 (each)	NC2	\$7
	• Single Wheel Nylon Caster (each)	SW	\$17
	• Single Wheel Urethane Caster (each)	SWU	\$18
	• Urethane Caster 2 (each)	UC2	\$11
	• 2" Neoprene Caster (each)	OMC	\$22
	• 3" Neoprene Caster (each)	OMU	\$36
	• Nylon Stacker Caster (each)	NSC	\$15
	• Urethane Stacker Caster (each)	USC	\$18
	• ESD caster (each)	EUC	\$41

LIST PRICE	FRAMES	CODE	LIST PRICE
	• Bariatric Guest 21" Frame without arms	B30FA	\$334
	• Bariatric Guest 21" Frame	B21F	\$370
	• Bariatric Guest 24" Frame	B24F	\$397
	• Bariatric Guest 30" Frame	B30F	\$418
	• ecoCentric Pivot Back Frame	ECOPBFR	\$243
	• iCentric Mesh Guest Frame	IMGFRA	\$291
	• iCentric Mesh Guest Frame without arms	IMGFRNA	\$247
	• Wall Saver Frame	SCWS	\$45
	• Weighted Frame 55 lbs	SCWF1	\$75
	• Weighted Frame 65 lbs	SCWF2	\$126
	• Weighted Frame 75 lbs	SCWF3	\$203

LIST PRICE	ARM PARTS	CODE	LIST PRICE
	• Adjustable T-Arm (dial) Bracket (each)	ATBR	\$57
	• 2" higher Arm Bracket (each)	2ABR	\$92
	• 4 " Adjustable T-Arm Bracket (each)	4ABR	\$62
	• Width Bracket and Plate (each)	W	\$10
	• Eco II Arms and Brackets (pair)	ECOIIAR	\$152
	• Eco III Arms and Brackets (pair)	ECOIIIAR	\$152
	• Pivot Assembly (each)	PC	\$11
	• Swing Away Adjustable T-Arm Bracket (each)	SWBR	\$83
	• T-Arm Bracket (each)	TABR	\$35
	• Tri Knob (each)	TK	\$3
	• Adjustable Loop Arm PU (each)	ALPU	\$86
	• Allan Key (each)	AK	\$0
	• JB Leather Pad (each)	JBL	\$99
	• JB Upholstered Pad (each)	JB	\$43
	• Oval Upholstered Arm Pad - Black Destiny (each)	OVAL	\$77
	• Oval Upholstered Arm Pad - Fabric (each)	OVALF	\$77
	• Oval Upholstered Arm Pad - Leather (each)	OVALL	\$133
	• Lateral Arm Assembly (each)	LT	\$146
	• 3ATA Arm Pad	3AP	\$36
	• Loop Arm PU (each)	LOPU	\$64
	• Oval Tube PU Arm Pad (each)	OTPU	\$57
	• Oval Tube PU Short Arm Pad (each)	OTPUSH	\$57
	• tCentric Arm Pad Small (each)	TCAPSL	\$57
	• tCentric Arm Pad Standard (each)	TCAPST	\$57
	• Swivel PU Arm Pad (each)	SWVPU CAP	\$73
	• Swivel System with Pad (each)	SWSPD	\$118
	• 4ATA Bracket	4ABR	\$62

LIST PRICE	ADJUSTABLE HEADRESTS	CODE	LIST PRICE
	• Adjustable Headrest	AHR	\$286
	• Light Gray tCentric Adjustable Headrest	AHRG	\$333
	• 24Centric Adjustable Headrest	24AHR	\$278

# Parts

LIST PRICE	BACK BARS/TUBES	CODE	LIST PRICE
	• APT Back Bar	ABB	\$82
	• Standard Back Bar	SBB	\$37
	• Chrome Tube Back Bar	CTBB	\$54
	• Back Height Adjustment Knob	BHK	\$7
	• Back Bar Seat Wedge	BBSW	\$7
	• 2" longer back bar	2BB	\$82

LIST PRICE	ADDITIONAL OPTIONS	CODE	LIST PRICE
	• Leg Rest Cushion	LRCUSH	\$181
	• Scotch Guarding	SGU	\$61
	• Upholstered Sit Stand Seat	UPHSSST	\$166
	• Class 100 clean room package	CRPACK	\$85
	• Scotch guarding	SGU	\$61

LIST PRICE	GLIDES	CODE	LIST PRICE
	• 1 ¼" Glide (each)	1G	\$7
	• 1/2" (flat) Glide (each)	HG	\$7
	• 2 ¼" Glide (each)	2G	\$7
	• Stacker Glide (each)	STACKGL	\$3

LIST PRICE	PNEUMATIC LIFTS	CODE	LIST PRICE
	• 3 Piece Pneumatic Cover	COVERCAN	\$8
	• Lift Off	LIFTOFF	\$103
	• 80mm Pneumatic Lift	80mm	\$107
	• 100mm Pneumatic Lift	100mm	\$107
	• 125mm Pneumatic Lift	125mm	\$107
	• 125mmLT Pneumatic Lift	125mmLT	\$107
	• 140mm Pneumatic Lift	140mm	\$107
	• 157mm Pneumatic Lift	157mm	\$120
	• 200mm Pneumatic Lift	200mm	\$134
	• 267mm Pneumatic Lift	267mm	\$140
	• 80mm Pneumatic Lift Gray	G80mm	\$107
	• 100mm Pneumatic Lift Gray	G100mm	\$107
	• 125mm Pneumatic Lift Gray	G125mm	\$107
	• 140mm Pneumatic Lift Gray	G140mm	\$107
	• 157mm Pneumatic Lift Gray	G157mm	\$120
	• 200mm Pneumatic Lift Gray	G200mm	\$134
	• 125mm Pneumatic Lift Gray	G125mmlt	\$107
	• 100mm Super Heavy Duty (500lb)	100mmSHD	\$195
	• 80mm Heavy Duty Pneumatic Lift	80mmHD	\$157
	• 100mm Heavy Duty Pneumatic Lift	100mmHD	\$157
	• 125mm Heavy Duty Pneumatic Lift	125mmHD	\$157
	• 140mm Heavy Duty Pneumatic Lift	140mmHD	\$157
	• 140mm Non-rotating Pneumatic Lift	140mmNR	\$388
	• 100 mm Chrome Pneumatic Lift	100mmCH	\$131
	• 125 mm Chrome Pneumatic Lift	125mmCH	\$131
	• 200mm Pneumatic Knurled	200MMPK	\$149
	• Knurled Lift Collar	KNCOLL	\$5
	• 140mm non-rotating pneumatic	140MMNR	\$388



# HEALTHCARE

---

## PRICE BOOK – GSA

health**H**centric™  
healthcare seating specialists

# TERMS AND CONDITIONS OF SALE

## 1. PRICES AND TERMS

Prices are a suggested list and are subject to change without notice. Orders will be invoiced subject to prices prevailing at time of shipment F.O.B. factory. Terms are net 30 days from date of invoice. We reserve the right to withhold shipment of orders due to customer's failure to provide current credit information or failure to pay past due invoices. A late payment penalty of 1.5% per month will be charged for accounts over 30 days.

## 2. CHANGE/CANCELLATION

Customer's cancellation and/or change to an acknowledged purchase order must be confirmed in writing and will be accepted subject to our ability to conform. Cancellations or changes will not be accepted if manufacturing is in process or merchandise has been shipped in compliance with customers' original order.

## 3. RETURNS

Return authorization (RA) is required for all returned merchandise. Only packages that have an RA number clearly indicated on the outside of the box will be accepted by healthCentric. To obtain an RA number, please contact your Customer Account Manager. Shipping must be prepaid and healthCentric reserves the right to charge an additional restocking fee. Merchandise must be received in excellent condition and damaged returns will be subject to an additional charge. Custom fabricated merchandise cannot be returned for credit.

## 4. SHIPPING

All delivery dates quoted are approximate. Orders may be shipped at one time or in partial shipments. Orders may be subject to delay due to, failure or delay from source of supply, transportation difficulties, or other causes beyond our control.

## 5. SHIPPING CLAIMS

All shipments are packed in compliance with common carrier requirements. Shipment is the customer's responsibility after leaving our shipping dock. Customer must note all visible damage to cartons and/or carton shortages immediately upon receiving shipment and direct all claims within 5 days to the transportation company making delivery.

## 6. RECEIVING

Special receiving arrangements must be specified in advance on customer's P.O. and covered at the customer's expense.

## 7. STORAGE

When the customer's order is ready for shipment and the customer is unwilling or unable to accept delivery, we reserve the right to invoice at that time and transfer the shipment to storage at the customer's risk and expense.

## 8. REDELIVERY CHARGES

All redelivery costs incurred will be charged to the customer if the original delivery was made in accordance with the customer's purchase order.

## 9. NOTICE OF CLAIM

Please inspect all deliveries and notify us in writing of any deficiency or departure from the terms of our agreement. Unless we receive from you a written notice of claim within 10 days following delivery you will be deemed to have waived any claim to the contrary.

## 10. FREIGHT TERMS AND CONDITIONS

All healthCentric products are shipped FOB healthCentric factory. Docks at the delivery location must be equipped to handle a 53' trailer. If the dock is deemed inadequate for delivery, healthCentric will re-deliver to another location and any additional costs will be charged to the customer. It is understood that healthCentric or its agent is responsible for the delivery of materials only and that any further work required unloading product from the truck and delivering it from the dock is not authorized by or paid for by healthCentric.

Drop shipments to the installation site as well as timed deliveries are available for larger shipments (full truckloads or slightly less) at no additional charge. Drop shipments or timed deliveries may require a surcharge or may not be available for smaller shipments. Deliveries required after hours, during weekends or have other special requirements, may be subject to a surcharge. Delivery information including location, contact information and requested time of delivery is required one (1) week prior to the acknowledged shipment date, otherwise a surcharge may apply or the drop shipment/timed delivery may not be scheduled. Please contact Customer Service for quotes regarding: deliveries requested Monday to Thursday after 5:00 pm; deliveries requested after 3:00 pm on Friday; or deliveries requested on weekends. For deliveries requested Monday to Friday before 7:00 am, please apply a surcharge of \$250/shipment.

For all deliveries, any circumstances that result in the delay of our carrier (including unsuitable receiving facilities, or facilities not open or available), service charges will be applied at the rate of \$75/hour. Where re-delivery is necessary due to these circumstances, the full cost of re-delivery will be charged. For a Less Than Truck Load delivery, one hour is allocated to unload. For a Truck Load delivery, three hours is allocated to unload. Any additional time required to unload either delivery type will result in a charge of \$75/hour. Direct deliveries to site for net orders are possible, must exceed \$60,000 net and accommodate 48-53' trailers. healthCentric is responsible for delivery to the approved delivery address.

Freight extra on the following Aloe products: Guest, Patient and Sleeper chairs. Refer to Zone pricing on page 14.

## 11. MEASUREMENTS

Though every effort has been made to make product measurements as precise as possible, they must be considered approximate. All measurements are in inches. Cubes represents cubic feet. Weights are in pounds. Please contact Customer Service if dimensions are critical.

## 12. CUSTOMER'S OWN MATERIAL (TRADITIONAL C.O.M.)

Fabric must be shipped to the factory prepaid. Yardage indicated in this price book is approximate, based on 54" non-directional, no patterned goods. Additional yardage is required for directional, patterned and lesser width materials. Materials will be applied in the manner healthCentric deems is appropriate, unless specifically instructed. healthCentric reserves the right to reject any material as unsuitable.

## TERMS AND CONDITIONS OF SALE

In accepting C.O.M. fabric, healthHcentric assumes no responsibility for fabric wear, defects or appropriateness. When supplying C.O.M., the shipment must be clearly tagged with customer's order number, description of product, quantity of fabric and any special instructions. healthHcentric will not accept C.O.M. that is sent collect.

13. **PRICING**  
healthHcentric makes all efforts to ensure that prices listed in this price book accurately reflect our current prices. However, should an error occur, corrections will be made through notices to the field. healthHcentric reserves the right to acknowledge pricing may be different from the list price.
14. **MISCELLANEOUS**  
Due to variations in materials and colour shades of which we have no control, all chairs are sold subject to minor variations or irregularities in colour, texture and grain.

We reserve the right to make technical changes in design without prior notice according to the latest developments.

## GENERAL INFORMATION

### CUSTOMER SERVICE / INSTALLATION SUPPORT

For order and/or installation support, please contact Customer Service at:

**Phone:** 1-866-438-3746  
**Fax:** 1-800-848-5190  
**Email:** sales@healthcentric.com  
**Web site:** www.healthcentric.com

### SERIAL NUMBERS

For fast and easy reference, our database tracks all chair specifications and customer information by serial number. This system makes reordering chairs easy and allows us to make repairs or modifications in one visit.

ergoCentric  
SEATING SYSTEMS  
1-866-438-3746  
Serial# 365879

### PRODUCT STRENGTH AND DURABILITY TESTING

All healthHcentric products have been thoroughly tested, and exceed the testing requirements of ANSI / BIFMA X5.4 - 2012 and ANSI / BIFMA X5.1 - 2017

Specific test results and documentation are available on request.

### ALOE SEATING WEIGHT CAPACITY

Aloe seating has been tested to significantly greater standards for strength. Weight capacities are as follows:

**Guest and Patient Chairs - (21") 350 lbs.; (24") 450 lbs.; (30") 750 lbs.**  
**Hip Chairs - (21") 350 lbs.; (24") 450 lbs.**  
**Sleeper Chairs (30") 750 lbs**  
**Multiple Seating and Pre-configured Seating - 350 lbs. per seat**

Aloe seating has been tested to significantly greater standards for strength. It has been tested to, and exceeds a 450 lb. proof load test on the back, and a 750 lb. drop test on the seat.

### CUSTOMIZATIONS

Many of our patented design features were created in response to our customers' specialized requirements. At healthHcentric, we welcome the opportunity to work with our customers to ensure their complete satisfaction. Our customizations include:

- Customization of standard chair dimensions
- Foam thickness/lumbar support
- Custom finishes
- Custom-design products

Please call Customer Service at 1-800-438-3746 for more information on our customization capabilities, lead times and pricing.

## WARRANTY

healthCentric warrants its products to be free from defects in materials and workmanship for the lifetime of their use. This warranty is applicable to products in use by their original purchaser. This warranty does not apply to components and materials not manufactured by healthCentric: these are subject to the specific warranties of their manufacturers (if any). Repairs or replacement of any defect covered under this warranty by healthCentric will be made, at our option and method, at no charge to the original purchaser. healthCentric's judgment is final and binding with respect to the nature or cause of defects or damage, and the necessity or manner or repair or replacement.

This warranty does not apply to defects or damage resulting from:

- Normal wear and tear occurring with the use of the product
- Negligence, misuse, excessive use, alteration, improper cleaning or repair
- Substitution or use of incorrect or unauthorized components or material
- Handling or installation that is incorrect, or that causes damage or defect
- Damage incurred by a freight carrier other than healthCentric
- Wearing of finishes and fabrics, and normal variations in materials (including dye lot variations)
- Properties of natural materials, including wood and leather
- Exposure to environments with uncontrolled temperature and humidity (products must be transported, stored and used in climate-controlled conditions)

### LIMITED LIFETIME WARRANTY

- Original purchaser.
- Defects and functional failure of materials.

### 10 YEARS (includes labour costs)

#### Aloe

- Frame, arms, foam and fabric up to the following weights: (21") 350 lbs.; (24") 450 lbs.
- Multiple seating and Pre-configured seating: 350 lbs. per seat
- Guest and Patient chair size (30"): up to a weight of 750 lbs.
- Hip Chair up to the following weights: (21") 350 lbs.; (24") 450 lbs.
- Sleeper Chairs (30") 750 lbs.
- Tables

#### Stools and Sit Stands

- Mechanisms arms, foam and fabric up to a weight of 280 lbs.

#### Laboratory and Ergonomic Task Chairs

- Mechanisms arms, foam and fabric up to a weight of 280 lbs.

#### Guest and Stackable Seating

- Guest and Stackable seating: Frame, arms, foam and fabric up to a weight of 280 lbs.
- iCentric Guest seating: Frame, arms, foam and fabric up to the following weights: (21") 350 lbs.; (24") 450 lbs.; (30") 500 lbs.

#### Upholstery

- IC Plus: Cracking, punctures and tears and use of Rescue, Virox 5, Cavicide, Wex-Cide and bleach cleaning agents when used in accordance with the cleaning agents' labeled instructions.

### 5 YEARS (includes labour costs)

- Hand Hygiene Utility Shelf
- Vinyl and PVC-free upholsteries: against use of cleaning agents when used in accordance with the upholstery manufacturers' and cleaning agents' labeled instructions.
- Polyurethane seats and backs.
- Leather upholstery: against use of cleaning agents when used in accordance with the leather manufacturers' and cleaning agents' labeled instructions.
- Friction Healthcare Fabric

## SUSTAINABILITY

### ENVIRONMENTAL POLICY STATEMENT

At healthHcentric, we believe that the preservation of the environment is one of the most important issues facing the furniture industry today.

As a producer of high-quality ergonomically-correct seating systems, healthHcentric's commitment to environmental protection is a natural outgrowth of our concerns for workplace health and safety. Accordingly, environmental initiatives are an integral part of our corporate culture.

healthHcentric management systems are designed to ensure the integration of all applicable governmental as well as internal environmental, health and safety requirements into our business processes. As a result we have earned the ISO 14001 international standard for environmental management systems.

In cooperation with our suppliers, customers and employees, we continually strive to achieve industry leadership by including refurbishing and recycling as formal design considerations and as a part of our business model. Our build-to-order business model increases efficiency and eliminates waste by ensuring that each seating system produced has a buyer and that it is the right long term solution for that buyer.

The modular designs of healthHcentric chairs allow parts to be easily interchanged to meet user requirements long into the future, ensuring less waste goes to landfill sites. As well, water-based glues are used in upholstering processes protecting the environment and employees from harmful emissions.

As new technologies evolve, so will the way we do things. Environmental concerns will continue to influence what we do and how we do it.

### GREENGUARD®

GREENGUARD Gold Certification for Indoor Air Quality presents the most stringent emissions criteria for office furniture products, and **meets the requirements of LEED credit 4.5 and the BIFMA X7.1 Conformance standard** for testing and qualifying low-emitting materials.



### LEVEL®

level is the multi-attribute, sustainability standard and third-party certification program for the furniture industry. It has been created to deliver the most open and transparent means of evaluating and communicating the environmental and social impacts of furniture products in the built environment. Only products carrying the level name have been certified by the third-party auditing firm that has used the BIFMA e3 Sustainability Standard.

level takes into account how a product is sustainable from multiple perspectives, including a company's social actions, energy usage, material selection and human and ecosystem impacts. When combined with our ISO 14001 certification, level, under the BIFMA e3 Furniture Sustainability Standard, provides the optimal solution for the multiple chair requirements of large dynamic organisations.



the BIFMA sustainability standard

healthHcentric has received GREENGUARD Certification for Indoor Air Quality for all of its healthcare seating series and is continually working to add new chair series' to the GREENGUARD certification program as required.

For more information on healthHcentric GREENGUARD & LEVEL certified products, please visit [www.greenguard.org](http://www.greenguard.org), [www.levelcertified.org](http://www.levelcertified.org) or [www.healthcentric.com](http://www.healthcentric.com).



## SPECIFICATION GUIDE

The following table shows key elements of the seating specifications that you will find throughout this price book.

<b>List Price</b>	List prices for fabric, IC Plus and COM grades are listed
<b>Standard Specifications</b>	Standard features are listed. The dot (•) symbol indicates that feature is available for the respective chair.
<b>Options</b>	Options are listed by category (i.e., seat) for each chair model. A. The upcharge column lists the additional list prices for each available option. "N/C" indicates "No Charge" B. Columns with a model code heading indicate if the option is available for the respective chair model. • The dot (•) symbol means the option is available. • "N/A" indicates the option is not available. • "incl." means the option is already included as part of the chair model's standard features.
<b>Arm Options</b>	Shows the most popular arm options for the chair model. Arm option specifications and additional arm options are available on pages 104 and 105.
<b>Arm Caps</b>	Aloe seating comes standard with urethane arm caps [UR].
<b>Product Key Code</b>	The product key code is found under each product section and lists all the available product variations (excluding options) that are required in order to accurately specify healthcentric products.

### Delivery Terms

- Dock to dock delivery included in prices except for Aloe Guest, Aloe Patient, Aloe Sleeper, and iCentric Guest.
- Damages must be noted at the time of delivery, and written notice of damage claims must be submitted within 10 days of delivery.
- Most items are shipped partially unassembled. Contact customer service for "assembled" pricing.

### Payment Terms

- Terms are net 30 days from date of invoice.

### Lead Times

- Normal lead times are 10 business days. 20 business days for IC Plus.
- Non-standard items, colours, graded-in fabrics, COM's or laminates may incur longer lead times

### Graded-In Fabrics & COM

- Refer to price list for current offering. Contact customer service for grade-in pricing for upholsteries not listed.

### Commonly Requested Options – Seating

- **CLIP** – Removable Seat Slip System. Available on Aloe series (allows seats to be easily removed for cleaning and disinfecting).
- **CU** – Combination Upholstery. Available on all seating series (used when two or more upholsteries will be used on a chair).
- Refer to price book for upcharges.

### Aloe Seating

- Available in guest and patient units
- Three seat widths available – 21" (350 lbs), 24" (500 lbs) & 30" (750 lbs).

### Aloe – Multiple Seating

- All configurations must begin with a "start unit" and finish with an "end unit".
- Layouts should be specified from left to right, facing the unit.
- No limit to the number of "middle" components that can be used.
- Seating can be reconfigured at any time – see price list for additional components and parts.
- Contact Customer Service for complimentary design services.

### Ultimate Medical Stools

- Stools are available with or without backrests.
- Multiple caster options available: lock-on, lock-off, single wheel, glides.
- See price list for upcharge.
- Several pneumatic lift height options available. Contact Customer Service for custom solutions.

## INFECTION CONTROL WITH IC Plus™

### A NEW KIND OF MEDICAL GRADE SEATING

Designed with the healthcare industry in mind, IC Plus™ Upholstery Solution is a coating specifically formulated for the healthcare industry. A highly durable, cleanable and bed bug proof seating upholstery, IC Plus forms a seamless moisture-proof barrier, including the underside of the seat pan, on all healthCentric chairs to provide an impermeable healthcare upholstery solution.

IC Plus is tough against high traffic abuse that furniture takes in today's healthcare facilities. IC Plus offers an abrasion rating of 1,000,000 double rubs. It is PVC-free, latex free and is guaranteed not to crack, puncture or tear for 10 years. IC Plus offers superior cleanability, standing up to

all cleaning agents including, but not limited to, Rescue, bleach, CaviCide, Wex-Cide and Virox 5. This allows cleaning staff to efficiently and effectively remove pathogens from the surface of healthCentric chairs.

Proprietary to healthCentric, IC Plus Upholstery is non-porous and seamless, making microbial growth virtually non-existent. The tough upholstery is strong enough to stand up to any hospital grade cleaner or disinfectant and has been tested to be 750% more resistant to puncturing and 1000% more resistant to tearing than common hospital grade vinyl.

- ✓ Superior puncture and tear resistance
- ✓ Sealed and seamless
- ✓ Non-porous
- ✓ Guaranteed not to crack
- ✓ PVC- and latex-free
- ✓ Superior cleanability and cleaning agent tough
- ✓ Bed bug proof
- ✓ 10 year warranty
- ✓ No off-gassing
- ✓ Anti-slip protection
- ✓ CAL 133 compliant
- ✓ GREENGUARD® certified



**"IF YOU CAN'T CLEAN IT, DON'T BUY IT!"™\*\***

\*\*Provincial Infection Diseases Advisory Committee (PIDAC) Ontario Best Practices for Environmental Cleaning for Prevention and Control of Infections In All Health Care Settings - 2nd edition

#### IC Plus Solid Finishes & Code

01 Ocean [IC Plus 01]

02 Sage [IC Plus 02]

03 Copper [IC Plus 03]

04 Sand [IC Plus 04]

05 Silver Ion [IC Plus 05]

06 Granite [IC Plus 06]

07 Sapphire [IC Plus 07]

08 Onyx [IC Plus 08]

15 Mocha [IC Plus 15]

## ANTI-SLIP PROTECTION WITH **FRIXION HEALTHCARE FABRIC**

### THE ONLY ERGONOMIC HEALTHCARE FABRIC AVAILABLE

Stools and chairs in hospital and other clinical environments must be upholstered in coated fabrics that can be cleaned and disinfected with hospital grade disinfectants. Unfortunately, these coated fabrics are slippery, which reduces comfort as you slide forward away from the back support and may lead to falls and injuries.

healthCentric's new Frixion Healthcare Fabric is the only healthcare fabric that can be called ergonomic in that it allows the user to stay firmly positioned in their seat. It also withstands hospital grade cleaners and disinfectants. Frixion is created by adding healthCentric's proprietary anti-slip technology to a hospital grade coated fabric.



**Anti-Slip Seating Technology**  
(Microscopic representation)

**Frixion**  
Healthcare Fabric

Available in 5 colors:

Black    Dark Grey    Light Grey    Navy Blue    Bright Blue

Actual fabric color may vary from the colors and images shown on your monitor.  
Please contact your local sales reps to order samples.

#### Improved Safety and Comfort

Anti-slip seating surface reduces falls off of chairs and stools in labs, exam rooms, and other clinical areas.

#### Superior Cleanability

Withstands hospital grade cleaners and disinfectants, helping prevent the spread of pathogens.

#### Increased Productivity

Promotes concentration and improved performance with enhanced safety and comfort.

## FABRICS & FINISHES

### SELF-SKINNING POLYURETHANE SEATING

Available for Medical Stool Series and Laboratory Chair Series, the self-skinning polyurethane (PU) seat foam option resists damage from punctures, grease, water and chemical spills. The excellent cushioning properties offer high impact resistance and flexibility while providing a comfortable seat. Available in black only.

### C.O.M. / C.O.L. FABRICS

healthCentric offers 2 alternatives for C.O.M. orders: **Hassle Free C.O.M. and/or Traditional C.O.M.**

#### Hassle Free C.O.M.:

Simply specify the desired fabric and how it is to be applied for your order. We will source, cost and test as necessary, to allow your C.O.M. to be graded into our fabric list price structure. Price and delivery will then be confirmed based on mill delivery commitments.

#### Traditional C.O.M.:

Please provide us with the required information listed below and we will confirm if there is the need for testing. Approved C.O.M. and samples for testing, if required, must be sent to the address on this price list in accordance with the C.O.M. terms as described on page 4. Please contact Customer Service for special shipping instructions.

For both Hassle Free and Traditional C.O.M. orders, we require the following information with your purchase order to provide accurate customer service and order fulfillment:

- Fabric supplier or mill
- Fabric description
- Name
- Number
- Color
- Pattern
- Any special application details
- Pattern orientation
- Fabric selection by application (inner or outer back for example)

**Note: For all seating lines with separate seats and backs we offer the no-charge option of specifying different fabric colors for inner or outer backs and seats.** All C.O.M. orders are subject to the Terms and Conditions of Sale; CUSTOMERS OWN MATERIAL as appropriate.

### C.O.M HIGHER PERFORMANCE UPHOLSTERY - HEALTHCENTRIC GRADING

The high performance vinyl (V) and PVC-free (P) upholsteries are suitable for healthcare and other intensive-use environments.

For additional upholstery options, please contact healthCentric Customer Service for ordering information on upholstery options.

### MOISTURE BARRIER

A treatment is applied to prevent the passage of liquids and moisture beyond the chair upholstery, providing additional sanitary and infection control benefits.

### FINISHES : ALOE FRAMES, OTTOMAN AND GUEST/STACKER CHAIR FRAMES

**Aloe standard frame color is Silver.** Additional colors (listed below) are available for an upcharge of **\$46 list** per chair or table.

Available Frame Colors & Code		
Black - #005 [FI005]	Silver - #085 (standard) [FI085]	Advantage Brown - #060 [FI060]
Cool Gray - #148 [FI148]	White - #147 [FI147]	

**\*To inquire about metal finishes other than the those listed in the above chart, please contact healthCentric Customer Service.**

### ARM CAPS

Aloe urethane arm caps [UR] are available in black (standard) and gray (optional).

Stacker and Guest chairs' Nylon arm caps are available in black (standard) and gray.

### PLASTIC BACK CAPS

healthCentric plastic back caps for the HealthCentric , Laboratory chairs are available in black.

## FABRICS &amp; FINISHES

## ALOE TABLES — HIGH PRESSURE LAMINATE FINISHES

healthcentric offers in-stock high pressure laminate tabletops that are 1" thick and available in 16 finishes. HPL is a great choice for spaces that rely on durable surfaces and will compliment any healthcare setting.

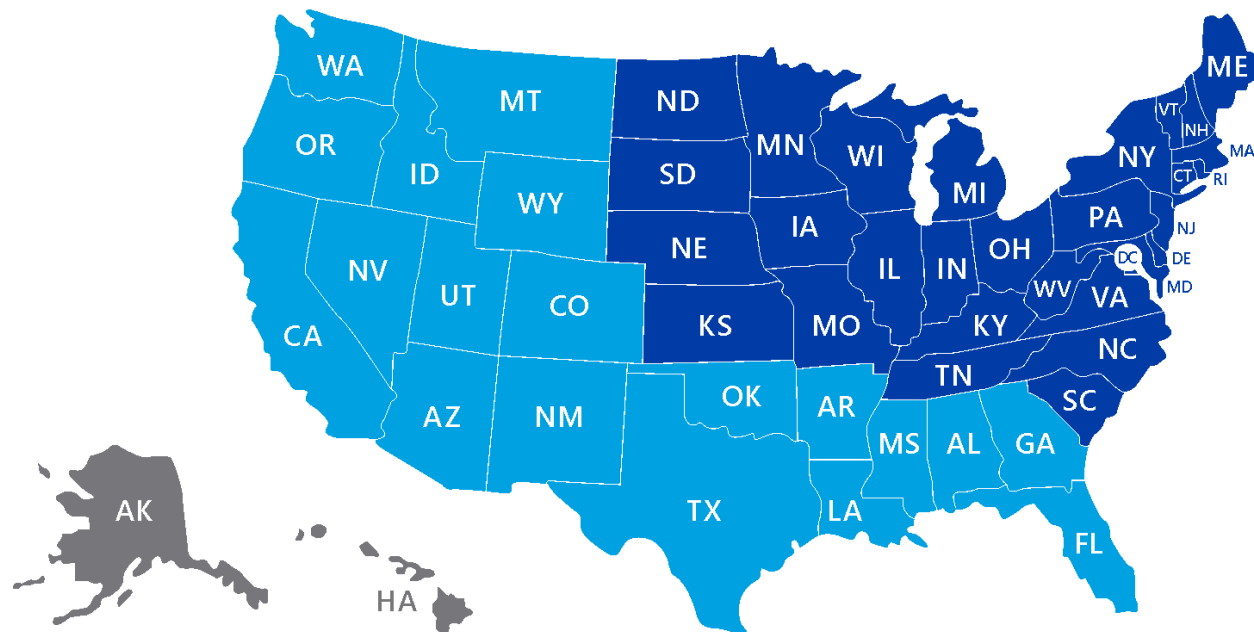
High Pressure Laminates	
Kensington Maple	21
Natural Pear	22
Wild Cherry	23
Figured Mahogany	24
Cocobala	25
Asian Night	26
Black	27
Designer White	2
Dove Grey	29
North Sea	30
Graphite	31
Natural Almond	32
Vapor Strandz	33
Studio Teak	34
Walnut Heights	35
Xanadu	36

# Important surface characteristics to consider when choosing healthcare seating

Characteristic	Rationale	healthHcentric Seating
<b>Durability</b>	<ul style="list-style-type: none"> <li>Furnishings should be easy to maintain and repair.</li> <li>Fabrics that are torn allow for entry of microorganisms and cannot be properly cleaned.</li> <li>Items that are scratched or chipped allow for accumulation of microorganisms and are more difficult to clean and disinfect.</li> </ul>	<ul style="list-style-type: none"> <li>IC Plus Upholstery Solution, used exclusively on our seating solutions is 9-10 times more durable than vinyl and is PVC-free, meaning it won't dry-out and crack.</li> </ul> <p><b>See inside for full details about IC Plus.</b></p>
<b>Cleanability</b>	<ul style="list-style-type: none"> <li>Furnishings must be able to withstand cleaning and should be compatible with hospital-grade detergents, cleaners and disinfectants.</li> <li>Upholstered furniture must be covered with fabrics that are fluid-resistant and non-porous.</li> </ul>	<ul style="list-style-type: none"> <li>The availability of IC Plus Upholstery Solution, the most durable, cleanable and impermeable upholstery solution available.</li> <li>Proprietary removable seat "clip system" which allows the seat pan to be easily removed without tools, promoting cleanability.</li> <li>Seating designed with ample clean out space between the seat and back.</li> </ul>
<b>Surface porosity</b>	<ul style="list-style-type: none"> <li>Microorganisms have been shown to survive on porous fabrics such as cotton, cotton terry, nylon and polyester, and on plastics which are considered porous substrates.</li> <li>Porous upholstered furniture should not be used in public areas if the spread of infection is at all a concern.</li> </ul>	<ul style="list-style-type: none"> <li>IC Plus Upholstery Solution is non-porous.</li> </ul>
<b>Absence of seams</b>	<ul style="list-style-type: none"> <li>Seams trap bacteria and are difficult areas to clean.</li> </ul>	<ul style="list-style-type: none"> <li>IC Plus can be made seamless and by doing so eliminates the opportunity for pathogens to grow and prevents bed bug infestations.</li> </ul>

## ZONED FREIGHT PROGRAM

US freight program for the following Aloe Products (Guest, Patient, Hip & Sleeper) and iCentric Guest.



### UNITED STATES

#### ZONE 1

##### 2% OF LIST OR \$100 MINIMUM

Connecticut, Delaware, District of Columbia, Illinois, Indiana, Iowa, Kansas, Kentucky, Maine, Maryland, Massachusetts, Michigan, Minnesota, Missouri, Nebraska, New Hampshire, New Jersey, New York, North Carolina, North Dakota, Ohio, Pennsylvania, Rhode Island, South Carolina, South Dakota, Tennessee, Vermont, Virginia, West Virginia, and Wisconsin.

#### ZONE 2

##### 3% OF LIST OR \$125 MINIMUM

Alabama, Arizona, Arkansas, California, Colorado, Florida, Georgia, Idaho, Louisiana, Mississippi, Montana, Nevada, New Mexico, Oklahoma, Oregon, Texas, Utah, Washington, and Wyoming.

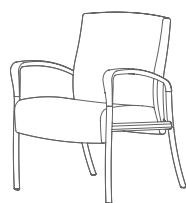
#### ZONE 3

##### CALL FOR QUOTE

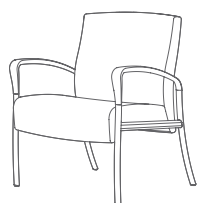
Alaska and Hawaii.

## ALOE STATEMENT OF LINE

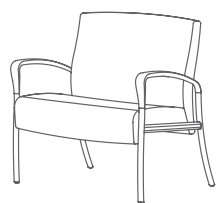
### Aloe Guest Seating




21" Aloe Guest




24" Aloe Guest




30" Aloe Guest




2-Seater 21" Aloe Guest





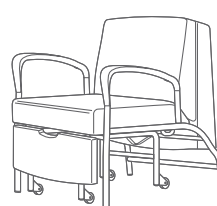
2 Seater 24" Aloe Guest



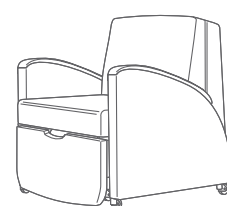
3-Seater 21" Aloe Guest



3-Seater 24" Aloe Guest


3-Seater 24" Aloe Guest  
without Center Arms3-Seater 21" Aloe Guest  
without Center Arms21" Aloe Hip  
Chair Guest24" Aloe Hip  
Chair Guest

Aloe Sleeper Chair




Aloe Sleeper Club Chair


### Aloe Patient Seating



21" Aloe Patient

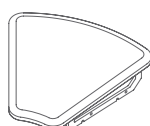
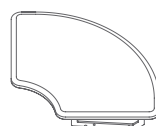


24" Aloe Patient

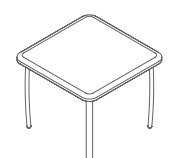
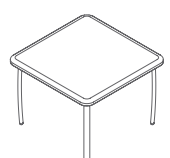
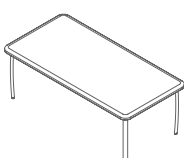
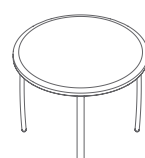
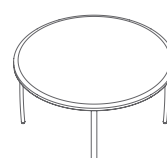
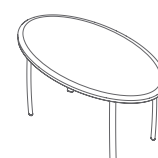


30" Aloe Patient

### Aloe Linking Tables

12" Center  
Rectangle Table21" Center  
Square TableConnector 45°  
TableConnector 90°  
TableRight Angle  
Corner 90° Table

### Aloe Free Standing Tables

21" Free  
Standing Table24" Free  
Standing TableRectangular Free  
Standing Table24" Round Free  
Standing Table36" Round Free  
Standing Table36" Oval Free  
Standing Table

ALOE

GUEST &  
PATIENT

# Aloe Guest

Seating designed for comfort, cleanability and durability.



**Aloe 24" Guest Chair**  
with Upholstered Back, Open Arms and Urethane Arm Caps

ALO – S – G – U – 24 – OA – UR  
 Line                      Series                      Chair Type                      Back Type                      Size                      Arm Type                      Arm Cap

## ALOE SEATING | FEATURES

Utilizing 30 years of proven ergonomic design and patented technologies, Aloe inspires a healthy sitting posture, even during long term use. Designed to soothe and support, Aloe combines superior ergonomic comfort with a completely modular construction that extends the product life and allows for endless build possibilities. Specified for the ever changing demands of a 24/7 environment, Aloe offers the highest durability with exceptional cushioned support.

Aloe is specifically designed to ensure ease of cleaning, offering an impressive array of infection control features to help maintain a healing environment. A contemporary style with a traditional flare, Aloe's wide range of models and sizes makes it ideal for patient rooms, examination areas and treatment spaces. All Aloe seating is GREENGUARD® certified.

### OPTIONAL REMOVEABLE SEAT PAN FOR SUPERIOR CLEANABILITY

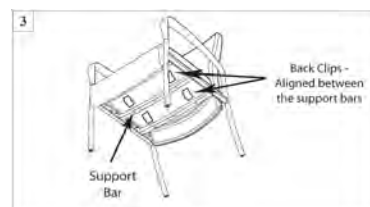
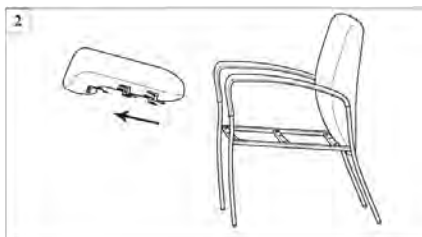
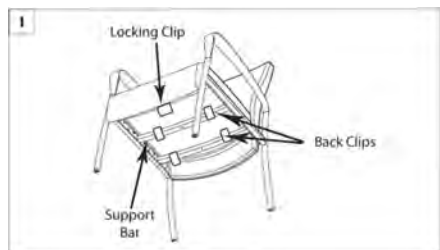
Unique to healthCentric, the optional removable seat clip system ensures ease of cleanability without compromising support or patient safety. The seat is quickly and safely removed by unhooking the clips that attach the seat pan to the chair frame. This allows for the entire seat pan to be cleaned, including the underside of the seat, seat clips and support bars. The seat is then simply snapped back in place and secured for immediate use.

IC Plus is used to coat the seat clips to ensure there are no metal-on-metal connections to the seat frame. This allows the clips to be easily snapped in and out over the chair's lifetime and ensures a smooth surface so debris is easily wiped or even sprayed off the clips.

#### Aloe Seat Clip Instructions

1. With the chair in the upright position, pull down on locking clip and pull seat pan forward to release the back clips from the support bars. The locking clip is located underneath the seat pan towards the front of the chair. Pull up to remove seat from frame.
2. Completely remove seat pan from the frame and clean according to the upholstery instructions. Support bars and seat frame can also be cleaned (see healthCentric cleaning instructions).
3. To reattach the seat pan, place seat pan on the chair frame with the back clips between each of the 2 support bars. Align the seat pan to the center of the chair frame and slide seat towards the backrest, pushing against the front edge of the seat pan until all 5 clips lock in place.

The chair can remain in the upright position and no tools are necessary to remove and reattach the seat pan.



Includes: Patient & Guest Backs 21", 24" and 30" widths

## UNDER-SEAT SEAL OFFERS IMPROVED CLEANABILITY AND INFECTION PREVENTION



In keeping with healthCentric's mission to make the most cleanable products on the market, when we upholster our seating products in our proprietary IC Plus Upholstery Solution, the IC Plus continues under the seat, creating a seamless totally cleanable solution. The sealed and seamless seat requires an under-seat venting system to allow air to escape, for maximum comfort. The vent is positioned in the middle of the underside of the seat so it is out of reach. It is made using a stainless-steel mesh with .23mm holes held in place by a proprietary cover that seals around the mesh.

When upholstered in other non-woven fabrics like vinyl and polyurethane, the underside of the seat is also finished in a hospital grade non-woven material. When upholstered with healthCentric specified vinyl and polyurethane fabrics the underside of the seat can be sealed with IC Plus.



## CLEAN OUT FEATURE

A space between the seat and back allows liquid and debris to fall to the floor for easy clean up. Designed to allow maintenance staff to fit their entire hand in this space, the clean out feature ensures a thorough cleaning without compromising the comfort of the chairs.



## UPHOLSTERY DESIGN

Seams are designed away from the user to keep out pathogens and moisture.

IC Plus Upholstery Solution ensures a *seamless moisture-proof barrier* (including the underside of the seat pan) on all healthCentric chairs. Using IC Plus, the **bottom seams of the backrest are sealed** to ensure no catch points for superior cleanability and infection control.



## STRUCTURAL INTEGRITY AND FRAME DESIGN

While the simplicity of the Aloe design offers a comforting element to its surroundings, the chair's durable construction ensures long term use for demanding settings. Aloe features an all steel frame construction with metal-to-metal connections, providing enhanced durability and cleanability for intensive use situations. All Aloe chairs offer a standard wall saver frame design. This feature ensures the backrest remains away from the wall, preventing damage and wear to both the chairs and the wall surface. Optional finishes add a stylish element to any space.

Aloe chairs exceed ANSI/BIFMA standards. Standard models are warranted for a 350 lbs. active weight capacity and the Bariatric models are warranted for a 750 lbs. active weight capacity.



## POST ORTHOPEDIC SURGERY SUPPORT

Hospital acquired infections (HAIs) are specifically challenging for healing patients. The Aloe Hip Chair offers the assurance of medical grade protection for those requiring post orthopedic surgery support. A larger footprint ensures maximum stability while providing a higher seat for ease of mobility.

The step is designed to ensure maximum stability for patients when getting in and out of the chair. An integral part of the frame design, the step is coated in Silver Ion IC Plus to ensure long term wear and cleanability. Additional IC Plus colours are available. Please see page 9 for details. The Aloe Hip chair is available in two back heights. The chair offers 21" and 24" frame widths to accommodate patient comfort requirements.



### FOAM CONSTRUCTION FOR ULTIMATE COMFORT

Seats and backs are made using high resilient (HR) foam. HR foam is specifically designed to stand up to many years of continuous use without losing load-bearing capabilities, shape or dimensions.

The molded seat foam offers exceptional comfort while ensuring long lasting support and no bottoming. The contoured sides and waterfall front edge help minimize pressure on the seat bones, legs and veins. This is especially ideal for post-surgical hip patients requiring extra cushioned support.




### EGRESS ARM DESIGN

Aloe arms are durable while offering comfortable support. Aloe's arm rests have an egress design and are solid the entire arm structure. Made of self-skinned urethane, the arm rests are sloped to support the seated position of the patient. The soft radius front grip offers additional support for the patient in getting in and out of the chair. The arms also provide additional safety support by ensuring the patient does not fall sideways out of the chair.

**Urethane Arm Caps:** The urethane arm caps ensure ease of cleanability while providing a softer surface for longer-term sitting.

Arm caps are available in black. Arm caps are securely fastened with metal-to-metal connectors and are site replaceable if required.



### BACKREST DESIGN AND LUMBAR SUPPORT

The backrest's contoured design provides long lasting lateral and lumbar support. The back structure includes a lateral curve to stabilize the upper body and a forward curve to help naturally position the lumbar spine. The position of the curves optimizes support for the widest range of body sizes.

Aloe offers two backrest heights (16.5", 25.75") in three widths: 21", 24" and 30".



### SEAT HEIGHT AND SLOPE

Aloe is specifically designed with the patient's safety and comfort in mind. The Aloe offers an 18 inch seat height to accommodate a wider range of body sizes, including shorter leg heights, for ultimate comfort. This also ensures patient transference in and out of the chair is easier as the patient's feet can easily touch the floor to gain leverage out of the chair.

The Aloe seat has a 4 degree back slope to help position the patient in the chair and reduce the risk of them falling forward. This also ensures that liquids or crumbs fall back towards the gap between the seat and backrest and down to the floor for easy cleaning.


The contoured sides and waterfall front edge of the Aloe seat helps to minimize pressure on the seat bones, legs and veins. The internal seat cushion structure distributes the user's weight evenly to decrease pressure points and improve circulation.



CASTERS AND GLIDES

healthcentric's optional rear casters for the Aloe Patient Chair allow easy movement of the chair by hospital staff. This also allows housekeeping to easily clean areas around the chair. The casters are engaged by pulling back slightly on the chair backrest and pushing the chair to the desired location. Once all four chair legs are on the ground, the casters no longer touch the floor (the back leg non-marking glides are now touching the floor to stabilize the chair) ensuring that the chair is not moved accidentally in transferring the patient in or out of the chair. **The casters on the Aloe Patient Chair are NOT patient transport casters.**

Available for all Aloe chair models, leg glides offer maneuverability without scuffing for a variety of floor surfaces including vinyl and carpet. The non-marking glides are made of a highly durable polyethylene.



INSIDE SEALED SEAMS

Optional inside sealed seams for vinyl upholstery are available on all Aloe series to provide enhanced hygiene and durability. Seams are sealed from the inside with silicon to add an extra layer of protection and prevent penetration of fluids, pathogens and bed bugs through the vinyl stitching.

## ALOE | GUEST CHAIR



Aloe Guest Chair 21", 24" and 30"  
with Urethane Arms

## Specifications




	Overall Width (in)	Overall Depth (in)	Overall Height (in)	Seat Height (in)	Back Height (in)	Height of Arms from Floor (in)	Width Between Arms (in)	Seat Depth (in)	Chair Weight (lbs)	Chair Weight Capacity (lbs)
21" Seat	25.25	26.75	34.5	18	16.5	25.5	20.75	19	44	<b>350</b>
24" Seat	28.25	26.75	34.5	18	16.5	25.5	23.75	19	49	<b>450</b>
30" Seat	34	26.75	34.5	18	16.5	25.5	29.5	19	54	<b>750</b>

## COM: Yardage Requirements

	Yardage Seat and Back	Yardage Seat	Yardage Back
21" - One chair	2.5	1.0	1.5
21" - Two chairs	4.5	2.0	2.5
21" - Three chairs	7.5	3.0	4.5
24" - One chair	2.5	1.0	1.5
24" - Two chairs	4.5	2.0	2.5
24" - Three chairs	7.5	3.0	4.5
30" - One chair	3.5	1.5	2.0
30" - Two chairs	6.5	2.5	4.0
30" - Three chairs	9.5	4.0	5.5

Multiple yardage requirements can also be used for Aloe Guest Back Start, Middle and End Multiple seating.




Note: Some vinyls, leathers and upholsteries are not suitable for application on Aloe seating. Please see page 10 for details on COM requirements.

DESCRIPTION/MODEL	COM											IC Plus**	
	1	2	3	4	5	6	7	8	9	10	11	12	
 <b>21" Guest Unit, Upholstered Back</b> ALO-S-G-U-21-OA	936	998	1057	1144	1289	1306	1329	1375	1419	1464	1509	<b>1554</b>	
 <b>24" Guest Unit, Upholstered Back</b> ALO-S-G-U-24-OA	961	1015	1076	1162	1306	1336	1369	1425	1481	1537	1593	<b>1650</b>	
 <b>30" Guest Unit, Upholstered Back</b> ALO-S-G-U-30-OA	1200	1306	1408	1570	1797	1829	1879	1952	2025	2097	2171	<b>2244</b>	



**Aloe Guest Chair**  
Standalone with No Arms

## Guest Standalone Armless Chair

DESCRIPTION/MODEL	COM											IC Plus**	
	1	2	3	4	5	6	7	8	9	10	11	12	
 <b>21" Guest Unit, Armless, Upholstered Back</b> ALO-S-G-U-21-NCA	797	860	922	986	1130	1148	1171	1216	1260	1305	1350	<b>1395</b>	
 <b>24" Guest Unit, Armless, Upholstered Back</b> ALO-S-G-U-24-NCA	823	886	949	1012	1157	1185	1219	1276	1332	1388	1444	<b>1500</b>	
 <b>30" Guest Unit, Armless, Upholstered Back</b> ALO-S-G-U-30-NCA	1063	1126	1189	1251	1411	1443	1493	1566	1639	1712	1785	<b>1857</b>	

\*\*IC Plus Can only be specified on the seat and is not available for the backrest. Additional upholstery is required for the backrest when IC Plus is specified on the seat. In order to calculate the price of the unit, find the average price of the IC Plus and the backrest upholstery price.

Note: Refer to the Zone Freight Chart on page 14 to calculate freight cost.

## Options

Description	Option Code	Upcharge	Notes
<i>Removable seat clip system</i>	ALOECLIP	57	See page 18 for details.
<i>Inside Sealed Seams</i>	ISS	89 / per cushion	Seams can be sealed from the inside with silicon to add an extra layer of protection and prevent penetration of fluids, pathogens and bed bugs through the vinyl stitching.
<i>Combination Upholstery (more than one fabric used on the same unit)</i>			When using combination upholstery of different grades, calculate the average price of all grade fabrics. Please provide the specified fabric information and where each fabric will be used on the chair.
Combination Upholstery - two fabrics	CU2	No charge	
<i>Frame Color</i>	See page 11	46	Standard frame color is Silver. Additional colors available.
<i>Gray Arm Caps</i>	GA	9	Gray urethane arm caps.

## Product Code Key

Line	Series	Chair Type	Back Type	Size	Arm Type	Arm Cap
[ALO]	[S]	[G]	[U]	[21]	[OA]	[UR]
<i>Aloe</i>	<i>Single Chair</i>	<i>Guest</i>	<i>Upholstered</i>	[24]	<i>Open Arm</i>	<i>Urethane</i>
				[30]		



Aloe Patient Chair  
with Urethane Arms



Aloe Patient Chair  
and Ottoman

## Specifications




	Overall Width (in)	Overall Depth (in)	Overall Height (in)	Seat Height (in)	Back Height (in)	Height of Arms from Floor (in)	Width Between Arms (in)	Seat Depth (in)	Chair Weight (lbs)	Chair Weight Capacity (lbs)
21" Seat	25.25	26.75	43.75	18	25.75	25.5	20.75	19	50	350
24" Seat	28.25	26.75	43.75	18	25.75	25.5	23.75	19	53	450
30" Seat	34	26.75	43.75	18	25.75	25.5	29.5	19	60	750

## COM: Yardage Requirements

	Yardage Seat and Back	Yardage Seat	Yardage Back
21" - One chair	2.5	1.5	2.0
21" - Two chairs	5.0	2.0	3.5
21" - Three chairs	7.5	3.0	5.0
24" - One chair	3.0	1.5	2.5
24" - Two chairs	5.0	2.0	3.5
24" - Three chairs	8.0	3.0	4.5
30" - One chair	3.5	1.5	2.5
30" - Two chairs	7.0	2.5	4.5
30" - Three chairs	10.5	4.0	7.0

Multiple yardage requirements can also be used for Aloe Patient Back Start, Middle and End Multiple seating.

Note: Some vinyls, leathers and upholsteries are not suitable for application on Aloe seating. Please see page 10 for details on COM requirements.

DESCRIPTION/MODEL	COM											IC Plus**	
	1	2	3	4	5	6	7	8	9	10	11	12	
 <b>21" Patient Unit, Upholstered Back</b> ALO-S-P-U-21-OA	1116	1212	1301	1464	1670	1688	1711	1755	1800	1845	1890	<b>1936</b>	
 <b>24" Patient Unit, Upholstered Back</b> ALO-S-P-U-24-OA	1144	1245	1346	1509	1730	1758	1793	1849	1905	1961	2017	<b>2073</b>	
 <b>30" Patient Unit, Upholstered Back</b> ALO-S-P-U-30-OA	1335	1432	1525	1688	1915	1947	1997	2070	2142	2216	2289	<b>2361</b>	


\*\*IC Plus Can only be specified on the seat and is not available for the backrest. Additional upholstery is required for the backrest when IC Plus is specified on the seat. In order to calculate the price of the unit, find the average price of the IC Plus and the backrest upholstery price.

Note: Refer to the Zone Freight Chart on page 14 to calculate freight cost.

## Product Code Key

Line	Series	Chair Type	Back Type	Size	Arm Type	Arm Cap
[ALO]	[S]	[P]	[U]	[21]	[OA]	[UR]
Aloe	Single Chair	Patient	Upholstered	[24]	Open Arm	Urethane
				[30]		

## Accessories

DESCRIPTION/MODEL	COM											IC Plus	
	1	2	3	4	5	6	7	8	9	10	11	12	
<div>  <div> <b>Ottoman</b>  <b>ALO-OTT</b> </div> </div>													
	430	449	467	489	504	522	542	561	590	621	651	682	
Standard leg color is Silver Ion. Additional colors are available for an upcharge per ottoman. Please see page 11 for additional color options.													

## Accessories Dimensions and COM Requirements

	Overall Width (in)	Overall Depth (in)	Overall Height (in)	Weight (lbs)	Cubes (cu ft)	COM Yardage	COM Yardage x 2	COM Yardage x 3
Ottoman	21	19	11	16	4	1.0	2.0	3.0

## Product Code Key

Line	Series	Chair Type	Back Type	Size	Arm Type	Arm Cap
[ALO]	[S]	[P]	[U]	[21]	[OA]	[UR]
Aloe	Single Chair	Patient	Upholstered	[24]	Open Arm	Urethane
				[30]		

ALOE

MULTIPLE  
SEATING

# Aloe Multiple Seating



**Aloe 3 Seater Pre-Configured 24" Guest Chairs**  
with Center Arm, Upholstered Back, Open Arms and Urethane Arm Caps

ALO – PC – G3 – 3U – 24 – OA – UR  
 Line Series Chair Type Back Type Size Arm Type Arm Cap

## ALOE | PRE-CONFIGURED MULTIPLE SEATING GUEST UNIT WITH AND WITHOUT CENTER ARM



**Dimensions:**  
**Pre-configured Multiple Seating Guest Unit**

	Overall Width (in)	Overall Depth (in)	Overall Height (in)	Seat Height (in)	Height of Arms from Floor (in)	Width Between Arms/Center Link (in)	Seat Depth (in)	Chair Weight (lbs)
2 x 21" Seat	50.5	26.75	34.5	18	25.5	20.75	19	80
3 x 21" Seat	71.25	26.75	34.5	18	25.5	20.75	19	116
2 x 24" Seat	57	26.75	34.5	18	25.5	23.75	19	90
3 x 24" Seat	80.25	26.75	34.5	18	25.5	23.75	19	136

### COM: Yardage Requirements

	Yardage Seat and Back	Yardage Seat	Yardage Back
21" - One chair	2.0	1.5	2.0
21" - Two chairs	4.0	2.0	2.5
21" - Three chairs	6.5	3.0	3.5
24" - One chair	2.0	1.5	2.0
24" - Two chairs	4.0	2.0	2.5
24" - Three chairs	6.5	3.0	3.5
30" - One chair	3.5	1.5	2.0
30" - Two chairs	6.5	2.5	4.0
30" - Three chairs	9.5	4.0	5.5

Multiple yardage requirements can also be used for Aloe Guest Back Start, Middle and End Multiple seating.

Note: Some vinyls, leathers and upholsterys are not suitable for application on Aloe seating. Please see page 10 for details on COM requirements.

# ALOE | PRE-CONFIGURED MULTIPLE SEATING GUEST UNIT WITH AND WITHOUT CENTER ARM

33721

## Configuration:


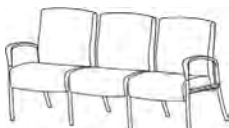

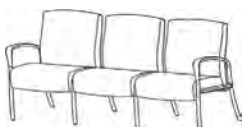
21" Pre-Configured No Center Arm  
Guest Unit, 3 Seater, Upholstered Back



## Pre-configured Multiple Seating Guest Unit - No Center Arm

COM

IC Plus\*\*

DESCRIPTION/MODEL	1	2	3	4	5	6	7	8	9	10	11	12
<b>21" Pre-Configured No Center Arm Guest Unit, 2 Seater, Upholstered Back</b>												
 ALO-PNCA-G2-2U-21-OA	1582	1696	1809	1922	2139	2202	2269	2359	2449	2538	2629	<b>2718</b>
<b>21" Pre-Configured No Center Arm Guest Unit, 3 Seater, Upholstered Back</b>												
 ALO-PNCA-G3-3U-21-OA	2357	2470	2583	2697	2913	3021	3133	3268	3403	3537	3671	<b>3807</b>
<b>24" Pre-Configured No Center Arm Guest Unit, 2 Seater, Upholstered Back</b>												
 ALO-PNCA-G2-2U-24-OA	1634	1747	1861	1974	2191	2277	2366	2478	2590	2702	2814	<b>2927</b>
<b>24" Pre-Configured No Center Arm Guest Unit, 3 Seater, Upholstered Back</b>												
 ALO-PNCA-G3-3U-24-OA	2434	2547	2660	2774	2990	3132	3278	3446	3614	3782	3951	<b>4119</b>





\*\*IC Plus Can only be specified on the seat and is not available for the backrest. Additional upholstery is required for the backrest when IC Plus is specified on the seat. In order to calculate the price of the unit, find the average price of the IC Plus and the backrest upholstery price.

Note: Refer to the Zone Freight Chart on page 14 to calculate freight cost. Some assembly required.

# ALOE | PRE-CONFIGURED MULTIPLE SEATING GUEST UNIT WITH AND WITHOUT CENTER ARM

33721

## Pre-configured Multiple Seating Guest Unit - With Center Arm

DESCRIPTION/MODEL	COM											IC Plus**	
	1	2	3	4	5	6	7	8	9	10	11	12	
<b>21" Pre-Configured Center Arm Guest Unit, 2 Seater, Upholstered Back</b>													
 ALO-PC-G2-2U-21-OA	1661	1774	1883	2048	2209	2300	2390	2479	2569	2658	2748	2839	
<b>21" Pre-Configured Center Arm Guest Unit, 3 Seater, Upholstered Back</b>													
 ALO-PC-G3-3U-21-OA	2446	2602	2773	3012	3272	3407	3542	3677	3811	3945	4081	4215	
<b>24" Pre-Configured Center Arm Guest Unit, 2 Seater, Upholstered Back</b>													
 ALO-PC-G2-2U-24-OA	1717	1827	1936	2097	2260	2372	2484	2597	2709	2821	2933	3045	
<b>24" Pre-Configured Center Arm Guest Unit, 3 Seater, Upholstered Back</b>													
 ALO-PC-G3-3U-24-OA	2530	2692	2855	3096	3353	3522	3690	3858	4027	4195	4363	4532	

\*\*IC Plus Can only be specified on the seat and is not available for the backrest. Additional upholstery is required for the backrest when IC Plus is specified on the seat. In order to calculate the price of the unit, find the average price of the IC Plus and the backrest upholstery price.

Note: Refer to the Zone Freight Chart on page 14 to calculate freight cost. Some assembly required.

# ALOE | PRE-CONFIGURED MULTIPLE SEATING GUEST UNIT WITH AND WITHOUT CENTER ARM

33721

## Options

Description	Option Code	Upcharge	Notes
Removable seat clip system	ALOECCLIP	57/per seat	See page 18 for details.
Inside Sealed Seams	ISS	89/per cushion	Seams can be sealed from the inside with silicon to add an extra layer of protection and prevent penetration of fluids, pathogens and bed bugs through the vinyl stitching.
Combination Upholstery (more than one fabric used on the same unit)			When using combination upholstery of different grades, calculate the average price of all grade fabrics. Please provide the specified fabric information and where each fabric will be used on the chair.
Combination Upholstery - two fabrics	CU2	No charge	
Frame Color	See page 11	46	Standard frame color is Silver. Additional colors available.
Gray Arm Caps	GA	9	Gray urethane arm caps.

## Product Code Key

Line	Series	Chair Type	Back Type	Size	Arm Type	Arm Cap
[ALO]	[PC]	[G2]	U	[21]	[OA]	[UR]
Aloe	Pre-configured Seater	2 x Guest Chair	Upholstered	[24]	Open Arm	Urethane
	[PCNCA]	[G3]		[30]		
	Pre-configured Seater, No Center Arm	3 x Guest Chair				

## ALOE | MULTIPLE SEATING INSTRUCTIONS



It is a requirement for all Aloe Multiple Seating Orders to have a drawing or plan view layout accompany the order. This will help us verify that the specification is correct. Please note that your multiple seating layout should start from left to right as you are facing the configuration.

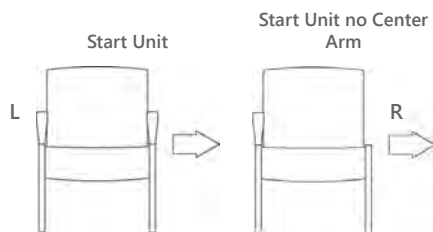
The following information has been compiled to help you specify Aloe multiple seating types.

### Start, Middle and End Multiple Seating Units

Start, Middle and End Multiple Units are designed to be used when you require linked seating configurations of either the same or multiple size chairs. To start building your multiple seating layout, start from left to right as you are facing the chair configuration. Begin with a Start Unit, then move to a Middle Unit and finish with an End Unit.

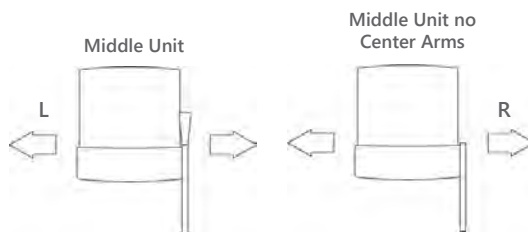
### Choosing a Multiple Seating Unit

- Begin all configurations with a Start Unit (start from left to right as you are facing the chair configuration).
- Start, Middle and End Units are available in the following widths: 21", 24", 30".
- There are no limitations to the amount of Middle Units that can be ganged to a start or an end unit.
- **Aloe linking tables can be joined to the right side of a Start Unit, or Middle Unit, to either end of a Table Middle Unit or to the left side of a Table End Unit (with or without center arms).**
- **Table Middle Units with one arm are also available for cases where an arm is required on the side of the Aloe linking table to create a 2 or 3 seater without center arms.**



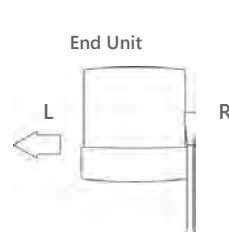
**Start Unit**

Connects to a Linking Table or Middle Unit from the right side (R).



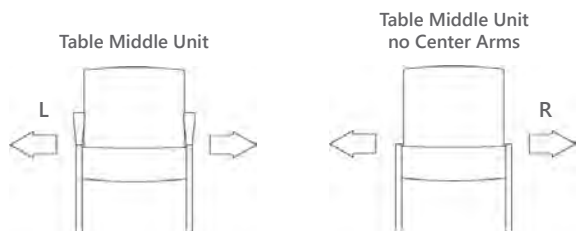
**Middle Unit**

Connects to a Start Unit or another Middle Unit from the left side (L). Connects to a Linking Table or another Middle Unit from the right side (R).



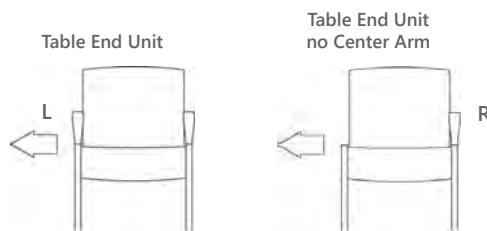
**End Unit**

Connects to a Middle Unit with Center Arm from the left side (L).



**Table Middle Unit**

Connects to a Linking Table from the left side (L). Connects to a Linking Table or another Middle Unit from the right side (R).



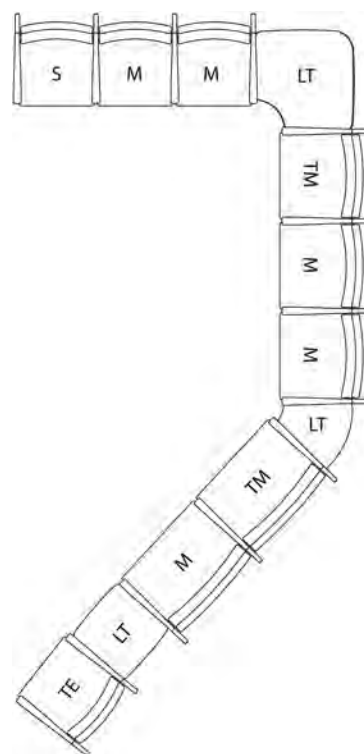
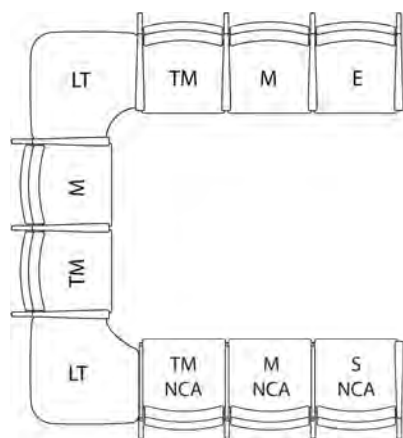
**Table End Unit**

Connects to a Linking Table from the left side (L).

**Please Note:** A drawing showing the configuration of linking tables and seating is required with each purchase order. If you need any assistance with the layout configuration please contact your healthCentric representative.

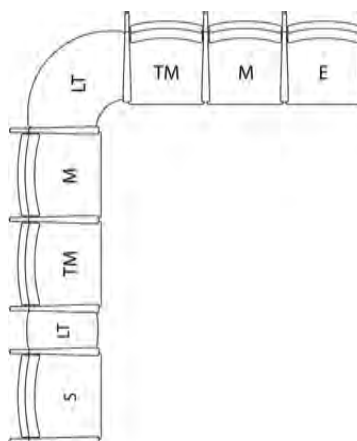
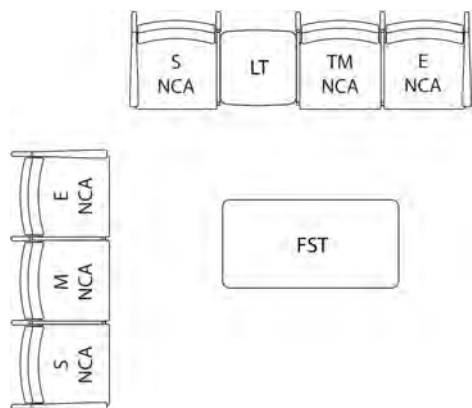
## Sample Configurations

See below for sample configurations of when you would use Start, Middle and End Multiple Units.



### Legend

**S** - Start Unit  
**M** - Middle Unit  
**TM** - Table Middle Unit  
**E** - End Unit  
**TE** - Table End Unit  
**NCA** - No Center Arm  
**LT** - Linking Table  
**FST** - Free Standing Table



## ALOE | MULTIPLE SEATING

START, MIDDLE & END **GUEST** UNITS WITH AND WITHOUT CENTER ARM



**Dimensions and COM Requirements:**  
Guest Start Unit, Guest Table Middle Unit, Guest Table End Unit

	Overall Width (in)	Overall Depth (in)	Overall Height (in)	Seat Height (in)	Height of Arms from Floor (in)	Width Between Arms/Center Link (in)	Seat Depth (in)	Chair Weight (lbs)	COM Yardage Seat and Back	COM Yardage Seat	COM Yardage Back
21" Seat	25.25	26.75	34.5	18	25.5	20.75	19	44	2.0	1.5	2.0
24" Seat	28.25	26.75	34.5	18	25.5	23.75	19	49	2.0	1.5	2.0
30" Seat	34	26.75	34.5	18	25.5	29.5	19	54	3.5	1.5	2.0

**Dimensions and COM Requirements:**  
Guest Middle Unit

	Overall Width (in)	Overall Depth (in)	Overall Height (in)	Seat Height (in)	Height of Arms from Floor (in)	Width Between Arms (in)	Seat Depth (in)	Chair Weight (lbs)	COM Yardage Seat and Back	COM Yardage Seat	COM Yardage Back
21" Seat	22.5	26.75	34.5	18	25.5	20.75	19	36	2.0	1.5	2.0
24" Seat	25.25	26.75	34.5	18	25.5	23.75	19	41	2.0	1.5	2.0
30" Seat	31.25	26.75	34.5	18	25.5	29.5	19	46	3.5	1.5	2.0

## ALOE | MULTIPLE SEATING

### START, MIDDLE & END GUEST UNITS WITH AND WITHOUT CENTER ARM

#### Dimensions and COM Requirements: Guest End Unit

	Overall Width (in)	Overall Depth (in)	Overall Height (in)	Seat Height (in)	Height of Arms from Floor (in)	Width Between Arms/ Center Link (in)	Seat Depth (in)	Chair Weight (lbs)	COM Yardage Seat and Back	COM Yardage Seat	COM Yardage Back
21" Seat	22.5	26.75	34.5	18	25.5	20.75	19	36	2.0	1.5	2.0
24" Seat	25.25	26.75	34.5	18	25.5	23.75	19	41	2.0	1.5	2.0
30" Seat	31.25	26.75	34.5	18	25.5	29.5	19	46	3.5	1.5	2.0

#### COM: Yardage Requirements

	Yardage Seat and Back	Yardage Seat	Yardage Back
21" - One chair	2.0	1.5	2.0
21" - Two chairs	4.0	2.0	2.5
21" - Three chairs	6.5	3.0	3.5
24" - One chair	2.0	1.5	2.0
24" - Two chairs	4.0	2.0	2.5
24" - Three chairs	6.5	3.0	3.5
30" - One chair	3.5	1.5	2.0
30" - Two chairs	6.5	2.5	4.0
30" - Three chairs	9.5	4.0	5.5

Multiple yardage requirements can be used for Aloe Guest Back Start, Middle and End Multiple seating.

Note: Some vinyls, leathers and upholsteries are not suitable for application on Aloe seating. Please see page 10 for details on COM requirements.




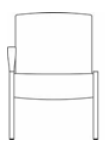
## ALOE | MULTIPLE SEATING

33721

## START, MIDDLE &amp; END GUEST UNITS WITH AND WITHOUT CENTER ARM



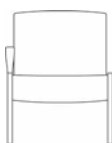
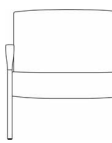
Aloe Guest Start Units

DESCRIPTION/MODEL	COM											IC Plus**	
	1	2	3	4	5	6	7	8	9	10	11	12	
<b>GUEST START WITH CENTER ARM</b>	<b>21" Start Guest Unit, Upholstered Back</b>												
 Table or Middle Unit	ALO-MS-SG-U-21-OA	936	998	1057	1144	1289	1306	1329	1375	1419	1464	1509	<b>1554</b>
<b>GUEST START WITH CENTER ARM</b>	<b>24" Start Guest Unit, Upholstered Back</b>												
 Table or Middle Unit	ALO-MS-SG-U-24-OA	961	1015	1076	1162	1306	1336	1369	1425	1481	1537	1593	<b>1650</b>
<b>GUEST START WITH CENTER ARM</b>	<b>30" Start Guest Unit, Upholstered Back</b>												
 Table or Middle Unit	ALO-MS-SG-U-30-OA	1200	1306	1408	1570	1783	1829	1879	1952	2025	2097	2171	<b>2244</b>
<b>GUEST START NO CENTER ARM</b>	<b>21" Start Guest Unit No Center Arm, Upholstered Back</b>												
 Table or Middle Unit	ALO-MSNCA-SG-U-21-OA	875	938	1001	1063	1208	1226	1248	1293	1338	1383	1427	<b>1472</b>

\*\*IC Plus Can only be specified on the seat and is not available for the backrest. Additional upholstery is required for the backrest when IC Plus is specified on the seat. In order to calculate the price of the unit, find the average price of the IC Plus and the backrest upholstery price.

Note: Refer to the Zone Freight Chart on page 14 to calculate freight cost.

# START, MIDDLE & END **GUEST** UNITS WITH AND WITHOUT CENTER ARM

DESCRIPTION/MODEL	COM											IC Plus**
	1	2	3	4	5	6	7	8	9	10	11	
 <div>Table or Middle Unit</div>	24" Start Guest Unit, No Center Arm Upholstered Back											
	ALO-MSNCA-SG-U-24-OA	900	963	1026	1089	1234	1263	1296	1353	1409	1465	1521
 <div>Table or Middle Unit</div>	30" Start Guest Unit, No Center Arm Upholstered Back											
	ALO-MSNCA-SG-U-30-OA	1140	1203	1267	1329	1489	1520	1570	1643	1717	1789	1862

\*\*IC Plus can only be specified on the seat and is not available for the backrest. Additional upholstery is required for the backrest when IC Plus is specified on the seat. In order to calculate the price of the unit, find the average price of the IC Plus and the backrest upholstery price.

Note: Refer to the Zone Freight Chart on page 14 to calculate freight cost.

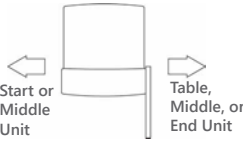
## ALOE | MULTIPLE SEATING

33721

## START, MIDDLE &amp; END GUEST UNITS WITH AND WITHOUT CENTER ARM



## Aloe Guest Middle Units

		COM											IC Plus**
DESCRIPTION/MODEL		1	2	3	4	5	6	7	8	9	10	11	12
 <b>GUEST MIDDLE WITH CENTER ARM</b>	<b>21" Middle Guest Unit, Upholstered Back</b>												
	ALO-MS-MG-U-21-OA	836	897	998	1105	1244	1262	1284	1329	1375	1419	1464	<b>1509</b>
 <b>GUEST MIDDLE WITH CENTER ARM</b>	<b>24" Middle Guest Unit, Upholstered Back</b>												
	ALO-MS-MG-U-24-OA	867	919	1020	1122	1272	1301	1335	1391	1447	1503	1559	<b>1615</b>
 <b>GUEST MIDDLE WITH CENTER ARM</b>	<b>30" Middle Guest Unit, Upholstered Back</b>												
	ALO-MS-MG-U-30-OA	1105	1212	1362	1514	1732	1778	1829	1901	1974	2048	2120	<b>2193</b>
 <b>GUEST MIDDLE NO CENTER ARMS</b>	<b>21" Middle Guest Unit No Center Arm, Upholstered Back</b>												
	ALO-MSNCA-MG-U-21	774	837	899	962	1107	1125	1147	1192	1237	1282	1327	<b>1371</b>
 <b>GUEST MIDDLE NO CENTER ARMS</b>	<b>24" Middle Guest Unit, No Center Arm Upholstered Back</b>												
	ALO-MSNCA-MG-U-24	799	862	926	988	1133	1162	1195	1251	1307	1364	1420	<b>1476</b>
 <b>GUEST MIDDLE NO CENTER ARMS</b>	<b>30" Middle Guest Unit, No Center Arm Upholstered Back</b>												
	ALO-MSNCA-MG-U-30	1040	1103	1166	1228	1388	1419	1469	1543	1615	1688	1761	<b>1834</b>

\*\*IC Plus can only be specified on the seat and is not available for the backrest. Additional upholstery is required for the backrest when IC Plus is specified on the seat. In order to calculate the price of the unit, find the average price of the IC Plus and the backrest upholstery price.

Note: Refer to the Zone Freight Chart on page 14 to calculate freight cost.

# START, MIDDLE & END GUEST UNITS WITH AND WITHOUT CENTER ARM

DESCRIPTION/MODEL	COM												IC Plus**
	1	2	3	4	5	6	7	8	9	10	11	12	
<b>GUEST TABLE MIDDLE WITH CENTER ARM</b>	<b>21" Table Middle Guest Unit, Upholstered Back</b>												
	ALO-MS-TMG-U-21-OA	936	998	1057	1144	1289	1306	1329	1375	1419	1464	1509	1554
													
<b>GUEST TABLE MIDDLE WITH CENTER ARM</b>	<b>24" Table Middle Guest Unit, Upholstered Back</b>												
	ALO-MS-TMG-U-24-OA	961	1015	1076	1162	1306	1336	1369	1425	1481	1537	1593	1650
													
<b>GUEST TABLE MIDDLE WITH CENTER ARM</b>	<b>30" Table Middle Guest Unit, Upholstered Back</b>												
	ALO-MS-TMG-U-30-OA	1200	1306	1408	1570	1797	1829	1879	1952	2025	2097	2171	2244
													
<b>GUEST TABLE MIDDLE NO CENTER ARMS</b>	<b>21" Table Middle Guest Unit No Center Arm, Upholstered Back</b>												
	ALO-MSNCA-TMG-U-21	797	860	922	986	1130	1148	1171	1216	1260	1305	1350	1395
													
<b>GUEST TABLE MIDDLE NO CENTER ARMS</b>	<b>24" Table Middle Guest Unit, No Center Arm Upholstered Back</b>												
	ALO-MSNCA-TMG-U-24	823	886	949	1012	1157	1185	1219	1276	1332	1388	1444	1500
													
<b>GUEST TABLE MIDDLE NO CENTER ARMS</b>	<b>30" Table Middle Guest Unit, No Center Arm Upholstered Back</b>												
	ALO-MSNCA-TMG-U-30	1063	1126	1189	1251	1411	1443	1493	1566	1639	1712	1785	1857
													

\*\*IC Plus can only be specified on the seat and is not available for the backrest. Additional upholstery is required for the backrest when IC Plus is specified on the seat. In order to calculate the price of the unit, find the average price of the IC Plus and the backrest upholstery price.

Note: Refer to the Zone Freight Chart on page 14 to calculate freight cost.

START, MIDDLE & END **GUEST** UNITS WITH AND WITHOUT CENTER ARM

Aloe Guest End Units



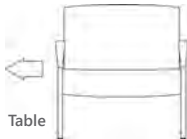
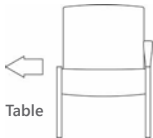
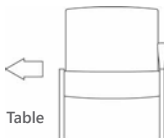
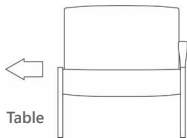
See pages 53-56 for linking table options

DESCRIPTION/MODEL	COM											IC Plus**
	1	2	3	4	5	6	7	8	9	10	11	
<b>GUEST END</b>												
 Middle with Center Arm												
<b>21" End Guest Unit, Upholstered Back</b>												
ALO-MS-EG-U-21-OA	836	897	998	1105	1244	1262	1284	1329	1375	1419	1464	1509
 Middle with Center Arm												
<b>24" End Guest Unit, Upholstered Back</b>												
ALO-MS-EG-U-24-OA	867	919	1020	1122	1272	1301	1335	1391	1447	1503	1559	1615
 Middle with Center Arm												
<b>30" End Guest Unit, Upholstered Back</b>												
ALO-MS-EG-U-30-OA	1105	1212	1362	1514	1746	1778	1829	1901	1974	2048	2120	2193
<b>GUEST TABLE END WITH CENTER ARM</b>												
 Table												
<b>21" Table End Guest Unit, Upholstered Back</b>												
ALO-MS-TEG-U-21-OA	936	998	1057	1144	1289	1306	1329	1375	1419	1464	1509	1554
 Table												
<b>24" Table End Guest Unit, Upholstered Back</b>												
ALO-MS-TEG-U-24-OA	961	1015	1076	1162	1306	1336	1369	1425	1481	1537	1593	1650

\*\*IC Plus Can only be specified on the seat and is not available for the backrest. Additional upholstery is required for the backrest when IC Plus is specified on the seat. In order to calculate the price of the unit, find the average price of the IC Plus and the backrest upholstery price.

Note: Refer to the Zone Freight Chart on page 14 to calculate freight cost.

# START, MIDDLE & END GUEST UNITS WITH AND WITHOUT CENTER ARM

DESCRIPTION/MODEL	COM												IC Plus**
	1	2	3	4	5	6	7	8	9	10	11	12	
 Table	30" Table End Guest Unit, Upholstered Back												
	ALO-MS-TEG-U-30-OA	1200	1306	1408	1570	1797	1829	1879	1952	2025	2097	2171	2244
 Table	21" Table End Guest Unit No Center Arm, Upholstered Back												
	ALO-MSNCA-TEG-U-21-OA	875	938	1001	1063	1208	1226	1248	1293	1338	1383	1427	1472
 Table	24" Table End Guest Unit, No Center Arm Upholstered Back												
	ALO-MSNCA-TEG-U-24-OA	900	963	1026	1089	1234	1263	1296	1353	1409	1465	1521	1577
 Table	30" Table End Guest Unit, No Center Arm Upholstered Back												
	ALO-MSNCA-TEG-U-30-OA	1140	1203	1267	1329	1489	1520	1570	1643	1717	1789	1862	1936

\*\*IC Plus Can only be specified on the seat and is not available for the backrest. Additional upholstery is required for the backrest when IC Plus is specified on the seat. In order to calculate the price of the unit, find the average price of the IC Plus and the backrest upholstery price.

Note: Refer to the Zone Freight Chart on page 14 to calculate freight cost.

## ALOE | MULTIPLE SEATING

### START, MIDDLE & END GUEST UNITS WITH AND WITHOUT CENTER ARM

#### Options

Description	Option Code	Upcharge	Notes
Removable seat clip system	ALOECLIP	57/per seat	See page 18 for details.
Inside Sealed Seams	ISS	89/per cushion	Seams can be sealed from the inside with silicon to add an extra layer of protection and prevent penetration of fluids, pathogens and bed bugs through the vinyl stitching.
Combination Upholstery (more than one fabric used on the same unit)			When using combination upholstery of different grades, calculate the average price of all grade fabrics. Please provide the specified fabric information and where each fabric will be used on the chair.
Combination Upholstery - two fabrics	CU2	No charge	
Linking Tables			Linking table options are available. Please see pages 48-51.
Frame Color	See page 11	46	Standard frame color is Silver. Additional colors available.
Gray Arm Caps	GA	9	Gray urethane arm caps.

Please note: A drawing showing the configuration of linking tables and seating is required with each purchase order. Call for instructions and pricing on re-configurations.

#### Product Code Key

Line	Series	Chair Type	Back Type	Size	Arm Type	Arm Cap
[ALO]	[MS]	[SG]	[U]	[21]	[OA]	[UR]
Aloe	Multiple Seating	Start Unit Guest Chair	Upholstered	[24]	Open Arm	Urethane
	[MSNCA]	[MG]		[30]		
	Multiple Seating, NCA	Middle Unit Guest Chair				
		[TMG]				
		Table Middle Unit Guest Chair				
		[EG]				
		End Unit Guest Chair				
		[TEG]				
		Table End Unit Guest Chair				

ALOE

LINKING  
TABLES

# Aloe Linking Tables

Designed to work with all  
Aloe Multiple Seating units



12" Center Rectangle Linking Table  
with Aloe 30" Bariatric Guest Chair

ALO – GA – 12CST –

Line

Series

Type

Position



**Configuration (from left to right as you are facing the chair configuration):**

24" Start Guest Unit, Linked 21" Center Square Table, 21" Middle Guest Unit, Linked Right Angle Corner 90° Table, 21" Guest Table End, Rectangular Free Standing Table.

**Linking tables are designed to work with all Aloe Multiple Seating Table Units (with and without arms).**

Linked Table - Center

Linked Table - 45 Degrees

Linked Table - 90 Degrees

Linked Table - Right Angle  
Corner 90 Degrees



12" Center Rectangle

Inside Connector 45°

Inside Connector 90°

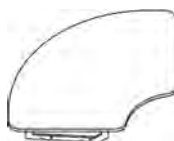
Inside Right Angle  
Corner 90°

ALO-GA-12CST

ALO-GA-45CT-IN

ALO-GA-90CT-IN

ALO-GA-RACT-IN



21" Center Square

Outside Connector 45°

Outside Connector 90°

Outside Right Angle  
Corner 90°

ALO-GA-21CST

ALO-GA-45CT-OUT

ALO-GA-90CT-OUT

ALO-GA-RACT-OUT

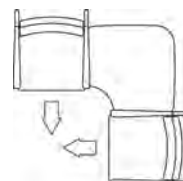
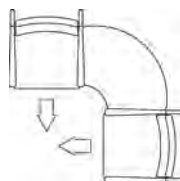
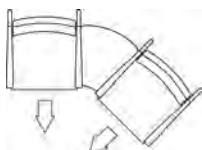
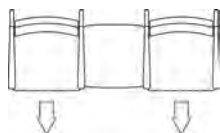
## Linking Table Configurations

Linked Table - Center  
(12" or 21")

Linked Table - 45 Degrees

Linked Table - 90 Degrees

Linked Table - Right Angle  
Corner 90 Degrees



Inside

Inside

Inside

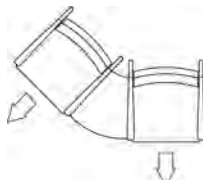
**Above configuration:**  
Start Unit with Linked Center  
Table and Table End Unit

**Above configuration:**  
Start Unit with Linked Inside  
45 Degree Table and Table  
End Unit

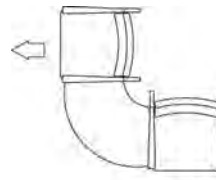
**Above configuration:**  
Start Unit with Linked Inside  
90 Degree Table and Table  
End Unit

**Above configuration:**  
Start Unit with Linked Inside  
Corner 90 Degree Table and  
Table End Unit

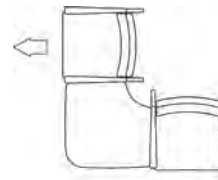
**Please note:** A drawing showing the configuration of linking tables and seating is required with each purchase order. If you need any assistance with the layout configuration please contact your healthcentric representative.



Outside



Outside








Outside

**Above configuration:**  
Start Unit with Linked Outside  
45 Degree Table and Table  
End Unit

**Above configuration:**  
Start with Linked Outside  
90 Degree Table and Table  
End Unit

**Above configuration:**  
Start Unit with Linked Outside  
Corner 90 Degree Table and  
Table End Unit







DESCRIPTION/MODEL	High Pressure Laminate Finish	W	D	H	Weight (lbs)	Cubes (cu ft)	Notes	
	12" Center Rectangle Table							
	ALO-GA-12CST	336	12	21	17	15	1.5	
	21" Center Square Table							
	ALO-GA-21CST	409	21	21	17	20	2	
	Connector 45° Table							
	ALO-GA-45CT-IN	421	20.75	22.3	17	20	2	
	ALO-GA-45CT-OUT							
	Connector 90° Table							
	ALO-GA-90CT-IN	477	28.75	28.75	17	35	5	Includes a leg support in the outer corner.
	ALO-GA-90CT-OUT							
	Right Angle Corner 90° Table							
	ALO-GA-RACT-IN	561	29	29	17	35	5	Includes a leg support in the outer corner.
	ALO-GA-RACT-OUT							

Note: Refer to the Zone Freight Chart on page 14 to calculate freight cost.

## Options

Description	Options and Codes	Applicable Upcharge	Notes
Frame Color	See page 11	46	Standard leg color is Silver. Additional colors are available for an upcharge per chair.
High Pressure Laminate Finishes	See page 12	No upcharge for stocked finishes	Aloe tables are available in a variety of high pressure laminate finishes.



DESCRIPTION/MODEL	High Pressure Laminate Finish	W	D	H	Weight (lbs)	Cubes (cu ft)
 <b>21" Free Standing Table</b>						
ALO-FR-21SQT	390	21	21	17	20	2
 <b>24" Free Standing Table</b>						
ALO-FR-24SQT	396	24	24	17	30	2
 <b>Rectangular Free Standing Table</b>						
ALO-FR-48RET	589	48	24	17	48	3
 <b>24" Round Free Standing Table</b>						
ALO-FR-24ROT	396	24 diameter		17	30	2
 <b>36" Round Free Standing Table</b>						
ALO-FR-36ROT	672	36 diameter		17	38	4
 <b>36" Oval Free Standing Table</b>						
ALO-FR-36OVT	605	36	20	17	48	2

Note: Refer to the Zone Freight Chart on page 14 to calculate freight cost.

## Options

Description	Options and Codes	Applicable Upcharge	Notes
Frame Color	See page 11	46	Standard leg color is Silver. Additional colors are available for an upcharge per chair.
High Pressure Laminate Finishes	See page 12	No upcharge for stocked finishes	Aloe tables are available in a variety of high pressure laminate finishes.

ALOE

SLEEPER CHAIRS

# Aloe Sleeper Chairs

The most intuitive sleeper chairs on the market.



Aloe Sleeper Club Chair  
with Urethane Arm Caps

ALO – SCC  
Line Chair Type

## ALOE | SLEEPER CHAIRS



**Aloe Sleeper Club Chair**  
Shown in extended position



## Dimensions &amp; COM Requirements

	Total Width (in)	Total Depth Extended (in)	Total Height (in)	Seat Height (in)	Bed Depth (in)	Height of Arms from Floor (in)	Width Between Arms (in)	Seat Depth (in)	Chair Weight (lbs)	Chair Weight Capacity (lbs)	COM Yardage Seat and Back	COM Yardage Seat	COM Yardage Back
Aloe Sleeper	32	83	38.5	18	80.5	25.57	27	20.3	120	<b>750</b>	7.0	4.0	3.0
Aloe Sleeper Club	35	83	38.5	18	80.5	25.875	27	20.3	140	<b>750</b>	7.0	4.0	3.0



**Aloe Sleeper Chair**

**A sleeper chair so intuitive, everyone can rest easy. Aloe Sleeper Chairs seamlessly converts without the use of mechanical parts.**

Designed to effortlessly convert into a chair or bed, the Aloe Sleeper Chair's intuitive design requires no training and can be easily moved from one patient room to another. The Aloe Sleeper Chair frame is backed by the longest warranty currently on the market for a sleeper chair.

Easy to clean and maintain, the Aloe Sleeper Chairs have no catch points.

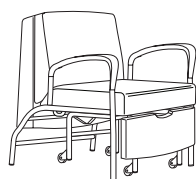
The Aloe Sleeper Club Chair version combines the ease of use and intelligent design of the Aloe Sleeper Chair with stylish arms that create a relaxing and warm healthcare atmosphere.

**Aloe Sleeper Chair**  
Shown in extended position



COM

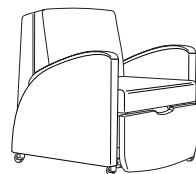
DESCRIPTION/MODEL 1 2 3 4 5 6 7 8 9 10 11 12



### Sleeper Chair

ALO-SLP	2827	2962	3096	3231	3429	3523	3635	3769	3905	4039	4173	4308
---------	------	------	------	------	------	------	------	------	------	------	------	------

Easy to use, clean and maintain, the Aloe Sleeper Chair's unique patent-pending design improves durability and integrates open frame features for superior cleanability and infection control.



### Sleeper Club Chair

ALO-SCC	3699	3878	4057	4238	4481	4618	4776	4955	5135	5315	5494	5673
---------	------	------	------	------	------	------	------	------	------	------	------	------

The Aloe Sleeper Club Chair version combines the ease of use and intelligent design of the Aloe Sleeper Chair with stylish arms that create a relaxing and warm healthcare atmosphere.

Note: Refer to the Zone Freight Chart on page 14 to calculate freight cost.

## Options

Description	Option Code	Upcharge	Notes
<i>Inside Sealed Seams</i>	ISS	89 / per cushion	Seams can be sealed from the inside with silicon to add an extra layer of protection and prevent penetration of fluids, pathogens and bed bugs through the vinyl stitching.
<i>Combination Upholstery (more than one fabric used on the same unit)</i>			When using combination upholstery of different grades, calculate the average price of all grade fabrics. Please provide the specified fabric information and where each fabric will be used on the chair.
Combination Upholstery - two fabrics	CU2	No charge	
<i>Frame Color</i>	See page 11	46	Standard frame color is Silver. Additional colors are available for an upcharge per chair.

## Product Code Key

Line	Series	Arm Cap
[ALO] Aloe	[SLP] Sleeper Chair	
		[UR] Urethane
	[SCC] Sleeper Club Chair	

# MEDICAL STOOLS

# Medical Stools

Designed from top to bottom  
for the medical profession.



**Ultimate Medical Stool**  
with Chrome Package

STOOL - UMED - BLA

Line

Stool Type

Base



Ultimate Medical Stool  
with Chrome Package



Bariatric Heavy Duty Stool

Seating Category	Seating Style	Mechanism	Seat Size (wxd)	Back Size (wxh)	Back Height	Independent Back Angle	Seat Angle	Seat Height	Pneumatic Lift	Knurled Dual Height	Base	Foot Ring	Standard
Medical Stools	Ultimate Medical Stool	Foot Pedal	16" DIA					17.5" - 24.75"	157mm		24"		Available in Black or Chrome base and lift
	Bariatric Heavy Duty Stool		18" DIA					17" - 21.5" - 18" - 22"	100m and 125mm		22" and 24"		24" Hercules Glass Reinforced Nylon Base 22" BART Base

# THE ULTIMATE MEDICAL STOOL | FEATURES

Introducing the most hygienic stool on the market. The healthCentric Ultimate Medical Stool's foot activated adjustment treadle lever allows easy adjustment for multiple seat heights without the use of hands to help maintain infection control standards. Backed by a 10 year warranty, the IC Plus PVC-free upholstered seat and under seat seal completely seal the seat pan, including the underside of the seat, to offer a seamless and impermeable solution against liquids and pathogens.

The Ultimate Medical Stool was designed from top to bottom for the medical profession, with every inch and every feature created to be the ultimate in medical stool design. The Ultimate Medical Stool is GREENGUARD® certified.

## ANTI-SLIP PROTECTION (with Frixion Healthcare Fabric)



healthCentric's new Frixion Healthcare Fabric is the only healthcare fabric that can be called ergonomic in that it allows the user to stay firmly positioned in their seat. It also withstands hospital grade cleaners and disinfectants. Frixion is created by adding healthCentric's proprietary anti-slip technology to a hospital grade coated fabric, to prevent falls from chairs.

## DURABLE (with IC Plus Uphostery)



The Ultimate Medical Stool is designed from top to bottom to be easily cleanable and easily sterilized. Warranted for 10 years up to a weight of 280 lbs., the Ultimate Medical Stool is built to withstand the demands of a 24/7 environment.

## FOOT ACTIVATED - Treadle




The Ultimate Medical Stool is foot activated to adjust the stool sitting height with our proprietary treadle, making height adjustments much easier than the round ring found on other foot activated stools without any concern of a shoe heel catching on the ring.

## FOOT ACTIVATED - Disc



The Ultimate Medical Stool is foot activated to adjust the stool sitting height with our proprietary new disc. This 13-inch disc allows the user to adjust the seat height from any seated position, and the five plastic covers provide a non-slip shoe placement to complete the height adjustment.

## COMFORTABLE & FLEXIBLE



The stool's high resilient seat foam ensures longer term comfort with no bottoming. The Ultimate Medical Stool can be customized with different seat sizes and a seat-back can be added to ensure comfort for multiple users and work requirements.





**The Ultimate Medical Stool**  
Chrome Package  
with IC Plus Seat  
and Treadle



**The Ultimate Medical Stool**  
Black Package  
with IC Plus Seat,  
Disc, and Optional  
IC Plus Seat-Back



**The Ultimate Medical Stool**  
Chrome Package  
with Frixion Fabric  
Seat and Disc

		COM										Frixion <sup>+</sup>		IC Plus	
DESCRIPTION/MODEL		PACKAGE TYPE	1	2	3	4	5	6	7	8	9	10	11	12	
	16" Diameter Upholstered Seat, Foot Activated - Treadle (Chrome)														
	STOOL-UMED-BLA	Black Package	418	428	439	449	471	476	482	493	504	515	526	451	
	STOOL-UMED-CHR	Chrome Package	510	521	531	542	564	569	574	585	596	607	618	629	
	16" Diameter Upholstered Seat, Foot Activated - Disc (Black)														
	STOOL-UMED-DISC-BLA	Black Package	418	428	439	449	471	476	482	493	504	515	526	451	
	STOOL-UMED-DISC-CHR	Chrome Package	510	521	531	542	564	569	574	585	596	607	618	629	

† Frixion is available on the seat only. To add the back in the matching upholstery, use backrest pricing below in the Options section.

## Specifications

Description	STOOL-UMED-BLA STOOL-UMED-DISC-BLA	STOOL-UMED-CHR STOOL-UMED-DISC-CHR	Notes
Seat			
16" Diameter Upholstered Seat	•	•	High Resilient (HR) foam ensures longer-term comfort and no bottoming.
Adjustments			
Seat Height - 157 mm Pneumatic Black Lift	17.75"-24.75"	N/A	Easy-to-use Treadle and Disc allows easy adjustment for multiple seat heights without the use of hands to help maintain infection control standards.
Seat Height - 157 mm Pneumatic Chrome Lift	N/A	17.75"-24.75"	
Base/Glides/Casters			
24" Glass Reinforced Nylon Base	•	N/A	
24" Polished Aluminum Base	N/A	•	
Dual Wheel Urethane Casters	•	•	For multi surface use.

## Options

Description	STOOL-UMED-BLA STOOL-UMED-DISC-BLA	STOOL-UMED-CHR STOOL-UMED-DISC-CHR	Option Code	Upcharge	Notes
Seat-Back Black Bar	•	•	SBKB	108	Dimensions: 14" w x 10" h (COM: 1.0 yd) Upholstered back cap with black back bar.
Seat-Back Chrome Bar	•	•	SBKC	136	Dimensions: 14" w x 10" h (COM: 1.0 yd) Upholstered back cap with chrome back bar.
<i>Base/Glides/Casters</i>					
2 1/4" Glides	•	•	2G	(36)	For multi surface use.
Lock-On Urethane Casters	•	•	LON	81	When the user's weight is on the chair, the wheels lock. With no weight on the chair, the caster unlocks and moves freely.
Lock-Off Urethane Casters	•	•	LOF	21	Ideal for use on tile floors. When the user's weight is off the chair, a brake is applied to prevent the chair from rolling away.
Single Wheel Urethane Casters	•	•	SWU	21	For multi surface use.
<i>Lifts</i>					
200 mm Pneumatic Black Lift	•	N/A	200mm	No charge	Seat height range: 23"-30.25"
200 mm Pneumatic Chrome Lift	N/A	•	200mmCH	No charge	Seat height range: 23"-30.25"

## Product Code Key

Line	Chair Type	Foot Activated Type	Package Type
[STOOL]	[UMED]	[/]/[DISC]	[BLA] - Black
Stools	Ultimate Medical Stool	Treadle/ Disc	[CHR] - Chrome

DESCRIPTION/MODEL	BASE TYPE	COM										IC Plus	
		1	2	3	4	5	6	7	8	9	10	11	12



**18" Diameter Upholstered Seat, 350 lbs**

STOOL-BARTSTOOL350	Hercules Base	624	656	686	718	780	801	812	843	874	905	936	<b>968</b>
--------------------	---------------	-----	-----	-----	-----	-----	-----	-----	-----	-----	-----	-----	------------



**18" Diameter Upholstered Seat, 500 lbs**

STOOL-BARTSTOOL500	BART Base	874	905	936	968	1030	1051	1061	1092	1124	1155	1186	<b>1217</b>
--------------------	-----------	-----	-----	-----	-----	------	------	------	------	------	------	------	-------------

## Specifications

Description	BART-STOOL350	BART-STOOL500	Notes
Weight Capacity	350 lbs	500 lbs	
<i>Seat</i>			
18" Diameter Upholstered Seat	•	•	High Resilient (HR) foam ensures longer-term comfort and no bottoming.
<i>Adjustments</i>			
Seat Height - 100mm Heavy Duty Pneumatic Lift	•	N/A	Adjustment between 17"-21.5"
Seat Height - 100mm Super Heavy Duty Pneumatic Lift	N/A	•	Adjustment between 18"- 22"
<i>Base/Glides/Casters</i>			
24" Hercules Glass Reinforced Nylon Base	•	N/A	
22" BART Base	N/A	•	
5 Dual Wheel Heavy Duty Casters	•		
6 Dual Wheel Heavy Duty Casters		•	

## Options

Description	Option Code	Upcharge	BART-STOOL350	BART-STOOL500	Notes
<i>Seat</i>					
20" Upholstered Seat	20ROUND	42		•	
<i>Base/Glides/Casters</i>					
Bariatric Heavy Duty Caster	BHD	28	•	•	
<i>Lifts (Seat Height)</i>					
125mm Heavy Duty Pneumatic Lift	125MMC	No charge	•	N/A	Seat height range: 18"-22"
140mm Heavy Duty Pneumatic Lift	140MMC	No charge	•	N/A	Seat height range: 17.75"-23"

# ACCESSORIES

# Hand Hygiene Utility Shelf



## UTILITYSHELF

Type

## Hand Hygiene Utility Shelf

The [healthCentric Hand Hygiene Utility Shelf](#) was designed in collaboration with an acute care hospital to create a convenient solution for hospital staff to use as a multi-purpose touch down surface – ideal for hallways, patient rooms and laboratories.

The sleek, user friendly design provides staff with a convenient surface for charting or to place items temporarily and can be located next to hand sanitizing dispensers either in or outside patient rooms.

The shelf easily opens with your forearm or hand, to reveal a non-slip surface that fits most standard size food trays or clipboards, and holds up to 120 lbs. When in the closed position, the patent pending, low profile healthCentric Hand Hygiene Utility Shelf does not protrude past standard handrails posing no risk to patients and staff.

- Hands free opening when your hands are full or contaminated.
- Optimal size - fits most standard food service trays and clipboards.
- Weight capacity 120 lbs.
- No sharp edges to catch skin or clothing.
- Designed with patented damper system that stands up to continuous use.



### DESCRIPTION/MODEL

### TYPE

### PRICE



### Hand Hygiene Utility Shelf

UTILITYSHELF

22" w x 15.5" d

468

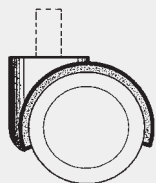
## Specifications

Description	UTILITYSHELF	Notes
Depth from wall in closed position	3.5"	Including brackets
Depth from wall in open position	15.75"	Including brackets
Shelf weight capacity	120 lbs	
Shelf weight	10.5 lbs	
Shipping weight	13.5 lbs	



OPTIONS

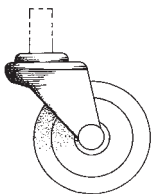
## Casters and Glides

**Dual Wheel Urethane Casters [UC]**

Designed for use on hard floor, tile, concrete, marble floors.

**Features**

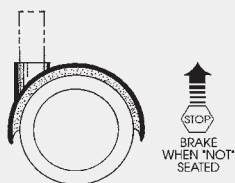
- 2" diameter caster with steel stem
- Nylon body
- Dual polyurethane wheels

**Single Wheel Urethane Casters [SWU]**

Designed for use on rough floor surfaces.

**Features**

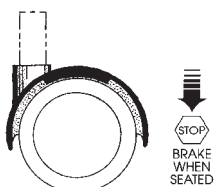
- 2.5" Caster with steel stem
- Steel body
- Single Urethane wheel

**Lock Off Urethane Casters [LOF]**

Ideal for use on tile floors. When the user's weight is off the chair, a brake is applied to prevent the chair from rolling away.

**Features**

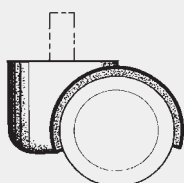
- 2.25" Caster with steel stem
- Nylon body
- Dual nylon wheels
- Brakes

**Lock On Urethane Casters [LON]**

Provides the stability of a glide and mobility of a caster. When the user's weight is on the chair, the wheels lock. With no weight on the chair, the caster unlocks and moves freely.

**Features**

- 2.25" caster with steel stem
- Nylon body
- Dual urethane wheels
- Brakes

**Urethane Stacker Casters [USC]**

Designed for use on hard floors including tile, concrete and marble

**Features**

- 1.5" diameter caster with nylon body
- Dual polyurethane wheels

**Glides**

Provide stability for use on commercial carpet and floors.

**Features**

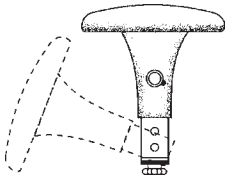
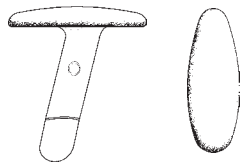
- 1 1/4" glides [1G]
- 2 1/4" glides [2G]

\*See chair specification pages for availability and pricing.

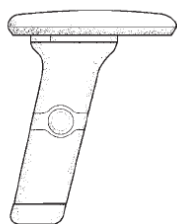
## Arms

ARM TYPE	CODE
Height Adjustable	TC, SATAOT, 3ATAOT, 4ATAOT
Height and Swivel Adjustable	TC360, SWVOT, SWVOTSH, 3SWVOT, 3SWVOTSH

## Height Adjustable Arms

	<b>4" Height Adjustable Arm [TC]*</b> <ul style="list-style-type: none"> <li>Cushioned Finger Tip Adjustment</li> <li>Solid ¼" thick spring steel frame, epoxy powder coated black</li> <li>Arms width adjustable 2" per arm</li> <li>Arm height adjustable from seat pan 5 ¾" - 9 ¾"</li> <li>Arm pad: Polyurethane PUSWV arm pad 5" w x 10 " l</li> </ul>	CODE	PRICE
		[TC]	227
	<b>Height &amp; Width Adjustable Arm [SATAOT]*</b> <ul style="list-style-type: none"> <li>Swing away turn dial height and width adjustable</li> <li>Solid ¼" thick steel frame, epoxy powder coated black</li> <li>Arms width adjustable 2" per arm</li> <li>Arm height adjustment from seat pan 6 ½" -10"</li> <li>Arm pad: Polyurethane oval tube arm cap 4 ½"w x 10 5/s"l</li> </ul>	CODE	PRICE
		[SATAOT]	255
	<b>4" Adjustable T-Arm [4ATAOT]*</b> <ul style="list-style-type: none"> <li>Finger tip adjustment</li> <li>Oval Tube polyurethane arm pad 4 ½" wide by 10 ⅝" long</li> <li>Solid ¼" thick spring steel frame, epoxy powder coated black</li> <li>Arm height adjustable from seat pan 6" to 10"</li> <li>2" Higher Arm option measures 8"-12"</li> <li>Arms width adjustable 2" per arm</li> </ul>	CODE	PRICE
		[4ATAOT]	202
	<b>3" Adjustable T-Arm [3ATAOT]*</b> <ul style="list-style-type: none"> <li>Finger tip adjustment</li> <li>Polyurethane arm pad 3 ½" wide by 10 1/4" long</li> <li>Optional Oval Tube Polyurethane Arm Pad 4 ½" wide by 10 ⅝" long</li> <li>Solid ¼" thick spring steel frame, epoxy powder coated black</li> <li>Arm height adjustable from seat pan 5.5" to 8.5"</li> <li>Arms width adjustable 2" per arm</li> </ul>	CODE	PRICE
		[3ATAOT]	131
		OPTIONS	
		[NDD]	21

## Height and Swivel Adjustable Arms

**Height and Swivel Adjustable Arm [TC360]\***

- Cushioned Finger Tip Adjustment
- Proprietary swivel adjustment rotates 360°  
> When rotated 180° the forearm pad moves 2" forward
- Solid ¼" thick spring steel frame, epoxy powder coated black
- Arms width adjustable 2" per arm
- Arm height adjustable from seat pan 5 ¾" - 9 ¾"
- Arm pad: Polyurethane PUSWV arm pad 5" w x 10 " l

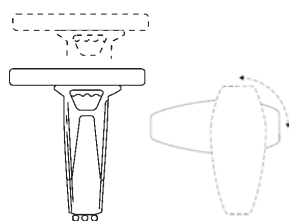
**CODE**

[TC360]

Polyurethane

**PRICE**

307

**Height and Adjustable Swivel Arm [SWVOT]\***

- Finger tip adjustment
- Proprietary swivel adjustment rotates 360°  
When rotated 180° the forearm pad moves 2" forward
- Solid ¼" thick spring steel frame, epoxy powder coated black
- Arms width adjustable 2" per arm
- Arm height adjustable from seat pan 6 ¼"-10 ¼"
- Arm pad: Oval tube polyurethane 4 ¼" w x 10 ⅝" l  
when rotated 180° the arm ad moves 3" forward  
**[SWVOT]**
- Oval tube polyurethane short arm pad 4 ¼"w x 9"l  
when rotated 180° the arm ad moves 1 ½" forward  
**[SWVOTSH]**

**CODE**

[SWVOT]

Oval Tube  
Polyurethane**PRICE**

258

**OPTIONS**

[SWVOTSH]

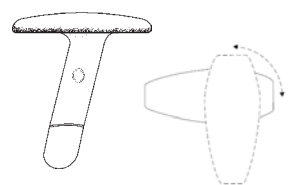
Oval Tube  
Polyurethane  
(short arm pad)

258

[NDD]

2" Higher Arm

21

**3" Adjustable Swivel Arm [3SWVOT]\***

- Finger tip height adjustment from seat pan 7.25" to 10.25"
- Solid ¼" thick spring steel frame, epoxy powder coated black
- Arms width adjustable 2" per arm
- Proprietary swivel adjustment rotates 360°: when rotated 180° the forearm pad moves 2" forward
- Oval Tube polyurethane arm pad 4 ½" wide by 10 ⅝" long  
**[3SWVOT]**
- Short Polyurethane arm pad option 4 ½" wide by 9" long:  
When rotated 180° the forearm pad moves 1 ½" forward  
**[3SWVOTSH]**

**CODE**

[3SWVOT]

Oval Tube  
Polyurethane**PRICE**

184


**OPTIONS**


[3SWVOTSH]

Oval Tube  
Polyurethane  
(short arm pad)


184

Standard Arm Pad Options

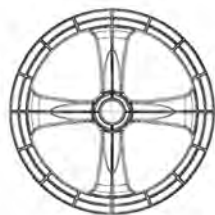
	<b>Oval Tube Arm Pad [OT]</b> <ul style="list-style-type: none"><li>• Polyurethane</li><li>• 4 1/2" wide by 10 5/8" long</li><li>• Short arm pad option: 4 1/2" wide by 9" long [OTSH]</li><li>• Fits all adjustable and swivel adjustable arms</li></ul>	Oval Tube Arm Pad [OT]
		10
		Oval Tube Short Arm Pad [OTSH]
		10

	<b>Oval Upholstered Arm Pad [OVAL]</b> <ul style="list-style-type: none"><li>• Upholstered in Black Destiny, an engineered nyltek leather match</li><li>• 5" wide by 10" long</li><li>• Fits all adjustable and swivel adjustable arms</li></ul>	Oval Upholstered Arm Pad [OVAL]
		36

IC Plus Arm Pad Option

	<b>Oval IC Plus Upholstered Arm Pad [OVALIC]</b> <ul style="list-style-type: none"><li>• Upholstered in IC Plus (See page 18 for details on the IC Plus upholstery option.)</li><li>• 5" wide by 10" long</li><li>• Fits all adjustable and swivel adjustable arms</li></ul>	IC Plus Oval Upholstered Arm Pad [OVALIC]
		46

## Height Adjustable Footring



## Height Adjustable Footring [20FR]

- 20" outside diameter
- 1.75" thick base
- 4 spoke aluminum frame
- 50mm hub with nylon insert
- Height adjustable

[20FR]

126

\*See chair specification pages for footring availability.

## Controls



## APT Control [APT]

- Seat height adjustment
- Back pivot (small upholstered back or polyurethane back only)



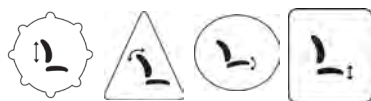
## Standard Control [STD]

- Back height adjustment
- Back angle adjustment
- Seat height adjustment
- Back pivot (small upholstered back or polyurethane back only)



## 3 Lever Tilt Control [BAR]

- Back height adjustment
- Independent back angle
- Seat angle adjustment
- Seat height adjustment
- Back pivot (small upholstered back or polyurethane back only)
- 2.5" seat slider option (adds 1 1/2" to seat height)



## Multi Tilt 3 Lever Control

- Back height adjustment
- Back angle adjustment
- Seat angle adjustment
- Seat height adjustment
- Infinite lock free float
- 2.5" seat slider option (adds 1 1/2" to seat height)



## Tube Mechanism

- 1 Lever for Both Seat and Back Angle Adjustment
- Back Pivot
- Back Height Adjustment
- Seat Height



## Dedicated Task 2 Mechanism

- 1 Independent Back Angle Adjustment
- Seat Angle Adjustment
- Seat Height

\*See chair specification pages for control options.



health**H**centric™  
healthcare seating specialists

ph: 1 866 438-3746 | 905 696-6800  
fx: 1 800 848-5190 | 905 696-0899  
sales@healthcentric.com



Made in North America.

ergoCentric® and healthHcentric™ are registered trademarks of ergoCentric Inc.  
All other trademarks, registered trademarks and logos are the property of their respective owners.