



# HEALTHCARE

## PRICE BOOK – CANADA

**Effective September 01, 2021**

For most up-to-date pricing, refer to our online price guides:  
[ergocentric.com/dealers](http://ergocentric.com/dealers)

health**H**centric™  
healthcare seating specialists

# Table of Contents

## OVERVIEW

- 4 Terms and Conditions of Sale
- 5 General Information
- 6 Warranty
- 7 Sustainability
- 8 Specification Guide
- 9 Infection Prevention with IC Plus
- 10 Anti-Slip Protection with Frixion
- 11 Fabrics & Finishes
- 12 Tables – High Pressure Laminate Finishes
- 13 Important Surface Characteristics Guide
- 14 Zoned Freight Program

## ALOE GUEST & PATIENT

### 18 ALOE PRODUCT FEATURES

- 22 Aloe | Guest
- 23 Aloe | Guest Armless
- 25 Aloe | Patient
- 28 Aloe | Guest Hip Chair

## ALOE MULTIPLE SEATING

- 31 Aloe | Pre-Configured Multiple Guest Seating
- 36 Aloe | Multiple Seating Instructions
- 38 Aloe | Multiple Guest Seating Start, Middle & End Units

## ALOE LINKING TABLES

- 47 Aloe | Linking Tables
- 48 Aloe | Linking Table Configurations
- 50 Aloe | Free Standing Tables

## ALOE SLEEPER CHAIRS

- 52 Aloe | Sleeper Chairs

## STACKABLE & GUEST SEATING

### 58 STACKABLE SEATING FEATURES

- 59 Stackable Seating | Guest Seating
- 60 Stackable Seating | Plastic
- 62 Stackable Seating | Upholstered
- 64 Guest Seating | Upholstered

## STOOLS & SIT STANDS

- 69 Stools & Sit Stands | Quick Guide

### 70 THE ULTIMATE MEDICAL STOOL FEATURES

- 71 Stools | The Ultimate Medical Stool

### 72 HANDS-FREE MEDICAL SERIES FEATURES

- 73 Stools | Hands-free Medical Stool
- 74 Stools | Hands-free Medical Chair

### 75 STOOLS SERIES FEATURES

- 77 Stools | Ind Spider Stool
- 78 Stools | Star Base Stool
- 79 Stools | Technician Stool
- 80 Stools | Bariatric Heavy Duty Stool

# Table of Contents *(CONTINUED)*

## 81 LABORATORY STOOL SERIES FEATURES

- 83 Stools | Saffron Lab C24
- 84 Stools | Saffron Lab FR
- 86 Stools | Ergo C Polyurethane
- 87 Stools | ergoCentric Sit-Stand

## ERGONOMIC TASK CHAIRS

## 91 ERGONOMIC TASK CHAIRS FEATURES

- 92 Ergonomic Task Chairs | Saffron R Dedicated Task 2
- 94 Ergonomic Task Chairs | airCentric 2S
- 96 Ergonomic Task Chairs | HÅG Capisco

## ACCESSORIES

## 99 HAND HYGIENE UTILITY SHELF

## 101 UPCENTRIC MOBILE WORKSTATION

## OPTIONS

- 104 Options | Casters and Glides
- 105 Options | Arms
- 107 Options | Arm Pads
- 108 Options | Controls

## CROSS REFERENCE GUIDE

- 109 Change Guide | Product Names and Product Codes

## TERMS AND CONDITIONS OF SALE

1. **PRICES AND TERMS**

Prices are a suggested list and are subject to change without notice. Orders will be invoiced subject to prices prevailing at time of shipment F.O.B. factory. Terms are net 30 days from date of invoice. We reserve the right to withhold shipment of orders due to customer's failure to provide current credit information or failure to pay past due invoices. A late payment penalty of 1.5% per month will be charged for accounts over 30 days.

2. **CHANGE/CANCELLATION**

Customer's cancellation and/or change to an acknowledged purchase order must be confirmed in writing and will be accepted subject to our ability to conform. Cancellations or changes will not be accepted if manufacturing is in process or merchandise has been shipped in compliance with customers' original order.

3. **RETURNS**

Return authorization (RA) is required for all returned merchandise. Only packages that have an RA number clearly indicated on the outside of the box will be accepted by healthHcentric. To obtain an RA number, please contact your Customer Account Manager. Shipping must be prepaid and healthHcentric reserves the right to charge an additional restocking fee. Merchandise must be received in excellent condition and damaged returns will be subject to an additional charge. Custom fabricated merchandise cannot be returned for credit.

4. **SHIPPING**

All delivery dates quoted are approximate. Orders may be shipped at one time or in partial shipments. Orders may be subject to delay due to, failure or delay from source of supply, transportation difficulties, or other causes beyond our control.

5. **SHIPPING CLAIMS**

All shipments are packed in compliance with common carrier requirements. Shipment is the customer's responsibility after leaving our shipping dock. Customer must note all visible damage to cartons and/or carton shortages immediately upon receiving shipment and direct all claims within 5 days to the transportation company making delivery.

6. **RECEIVING**

Special receiving arrangements must be specified in advance on customer's P.O. and covered at the customer's expense.

7. **STORAGE**

When the customer's order is ready for shipment and the customer is unwilling or unable to accept delivery, we reserve the right to invoice at that time and transfer the shipment to storage at the customer's risk and expense.

8. **REDELIVERY CHARGES**

All redelivery costs incurred will be charged to the customer if the original delivery was made in accordance with the customer's purchase order.

9. **NOTICE OF CLAIM**

Please inspect all deliveries and notify us in writing of any deficiency or departure from the terms of our agreement. Unless we receive from you a written notice of claim within 10 days following delivery you will be deemed to have waived any claim to the contrary.

10. **FREIGHT TERMS AND CONDITIONS**

All healthHcentric products are shipped FOB healthHcentric factory. Docks at the delivery location must be equipped to handle a 53' trailer. If the dock is deemed inadequate for delivery, healthHcentric will re-deliver to another location and any additional costs will be charged to the customer. It is understood that healthHcentric or its agent is responsible for the delivery of materials only and that any further work required unloading product from the truck and delivering it from the dock is not authorized by or paid for by healthHcentric.

Drop shipments to the installation site as well as timed deliveries are available for larger shipments (full truckloads or slightly less) at no additional charge. Drop shipments or timed deliveries may require a surcharge or may not be available for smaller shipments. Deliveries required after hours, during weekends or have other special requirements, may be subject to a surcharge. Delivery information including location, contact information and requested time of delivery is required one (1) week prior to the acknowledged shipment date, otherwise a surcharge may apply or the drop shipment/timed delivery may not be scheduled. Please contact Customer Service for quotes regarding: deliveries requested Monday to Thursday after 5:00 pm; deliveries requested after 3:00 pm on Friday; or deliveries requested on weekends. For deliveries requested Monday to Friday before 7:00 am, please apply a surcharge of \$250/shipment.

For all deliveries, any circumstances that result in the delay of our carrier (including unsuitable receiving facilities, or facilities not open or available), service charges will be applied at the rate of \$75/hour. Where re-delivery is necessary due to these circumstances, the full cost of re-delivery will be charged. For a Less Than Truck Load delivery, one hour is allocated to unload. For a Truck Load delivery, three hours is allocated to unload. Any additional time required to unload either delivery type will result in a charge of \$75/hour. Direct deliveries to site for net orders are possible, must exceed \$60,000 net and accommodate 48-53' trailers. healthHcentric is responsible for delivery to the approved delivery address.

Freight extra on the following Aloe products: Guest, Patient and Sleeper chairs. Refer to Zone pricing on page 14.

11. **MEASUREMENTS**

Though every effort has been made to make product measurements as precise as possible, they must be considered approximate. All measurements are in inches. Cubes represents cubic feet. Weights are in pounds. Please contact Customer Service if dimensions are critical.

12. **CUSTOMER'S OWN MATERIAL (TRADITIONAL C.O.M.)**

Fabric must be shipped to the factory prepaid. Yardage indicated in this price book is approximate, based on 54" non-directional, no patterned goods. Additional yardage is required for directional, patterned and lesser width materials. Materials will be applied in the manner healthHcentric deems is appropriate, unless specifically instructed. healthHcentric reserves the right to reject any material as unsuitable.



In accepting C.O.M. fabric, healthHcentric assumes no responsibility for fabric wear, defects or appropriateness. When supplying C.O.M., the shipment must be clearly tagged with customer's order number, description of product, quantity of fabric and any special instructions. healthHcentric will not accept C.O.M. that is sent collect.

### 13. PRICING

healthHcentric makes all efforts to ensure that prices listed in this price book accurately reflect our current prices. However, should an error occur, corrections will be made through notices to the field. healthHcentric reserves the right to acknowledge pricing may be different from the list price.

### 14. MISCELLANEOUS

Due to variations in materials and colour shades of which we have no control, all chairs are sold subject to minor variations or irregularities in colour, texture and grain.

**We reserve the right to make technical changes in design without prior notice according to the latest developments.**

## GENERAL INFORMATION

### CUSTOMER SERVICE / INSTALLATION SUPPORT

For order and/or installation support, please contact Customer Service at:

**Phone:** 1-866-438-3746

**Fax:** 1-800-848-5190

**Email:** sales@healthcentric.com

**Web site:** www.healthcentric.com

### SERIAL NUMBERS

For fast and easy reference, our database tracks all chair specifications and customer information by serial number. This system makes reordering chairs easy and allows us to make repairs or modifications in one visit.

ergoCentric  
SEATING SYSTEMS  
1-866-438-3746  
**Serial# 365879**

### PRODUCT STRENGTH AND DURABILITY TESTING

All healthHcentric products have been thoroughly tested, and exceed the testing requirements of ANSI / BIFMA X5.4 - 2012 and ANSI / BIFMA X5.1 - 2017

Specific test results and documentation are available on request.

### ALOE SEATING WEIGHT CAPACITY

Aloe seating has been tested to significantly greater standards for strength. Weight capacities are as follows:

**Guest and Patient Chairs - (21") 350 lbs.; (24") 450 lbs.; (30") 750 lbs.**

**Hip Chairs - (21") 350 lbs.; (24") 450 lbs.**

**Sleeper Chairs (30") 750 lbs**

**Multiple Seating and Pre-configured Seating - 350 lbs. per seat**

Aloe seating has been tested to significantly greater standards for strength. It has been tested to, and exceeds a 450 lb. proof load test on the back, and a 750 lb. drop test on the seat.

### CUSTOMIZATIONS

Many of our patented design features were created in response to our customers' specialized requirements. At healthHcentric, we welcome the opportunity to work with our customers to ensure their complete satisfaction. Our customizations include:

- Customization of standard chair dimensions
- Foam thickness/lumbar support
- Custom finishes
- Custom-design products

healthHcentric warrants its products to be free from defects in materials and workmanship for the lifetime of their use. This warranty is applicable to products in use by their original purchaser. This warranty does not apply to components and materials not manufactured by healthHcentric: these are subject to the specific warranties of their manufacturers (if any). Repairs or replacement of any defect covered under this warranty by healthHcentric will be made, at our option and method, at no charge to the original purchaser. healthHcentric's judgment is final and binding with respect to the nature or cause of defects or damage, and the necessity or manner or repair or replacement.

This warranty does not apply to defects or damage resulting from:

- Normal wear and tear occurring with the use of the product
- Negligence, misuse, excessive use, alteration, improper cleaning or repair
- Substitution or use of incorrect or unauthorized components or material
- Handling or installation that is incorrect, or that causes damage or defect
- Damage incurred by a freight carrier other than healthHcentric
- Wearing of finishes and fabrics, and normal variations in materials (including dye lot variations)
- Properties of natural materials, including wood and leather
- Exposure to environments with uncontrolled temperature and humidity (products must be transported, stored and used in climate-controlled conditions)

#### LIMITED LIFETIME WARRANTY

- Original purchaser.
- Defects and functional failure of materials.

#### 10 YEARS (includes labour costs)

##### Aloe

- Frame, arms, foam and fabric up to the following weights: (21") 350 lbs.; (24") 450 lbs.
- Multiple seating and Pre-configured seating: 350 lbs. per seat
- Guest and Patient chair size (30"): up to a weight of 750 lbs.
- Hip Chair up to the following weights: (21") 350 lbs.; (24") 450 lbs.
- Sleeper Chairs (30") 750 lbs.
- Tables

##### Stools and Sit Stands

- Mechanisms arms, foam and fabric up to a weight of 280 lbs.

##### Laboratory and Ergonomic Taks Chairs

- Mechanisms arms, foam and fabric up to a weight of 280 lbs.

##### Stackable and Guest Seating

- Guest and Stackable seating: Frame, arms, foam and fabric up to a weight of 280 lbs.
- iCentric Guest seating: Frame, arms, foam and fabric up to the following weights: (21") 350 lbs.; (24") 450 lbs.; (30") 500 lbs.

##### Upholstery

- IC Plus: Cracking, punctures and tears and use of Rescue, Virox 5, Cavicide, Wex-Cide and bleach cleaning agents when used in accordance with the cleaning agents' labeled instructions.

#### 5 YEARS (includes labour costs)

- Hand Hygiene Utility Shelf
- Vinyl and PVC-free upholsteries: against use of cleaning agents when used in accordance with the upholstery manufacturers' and cleaning agents' labeled instructions.
- Polyurethane seats and backs.
- Leather upholstery: against use of cleaning agents when used in accordance with the leather manufacturers' and cleaning agents' labeled instructions.
- Frixon Healthcare Fabric

## ENVIRONMENTAL POLICY STATEMENT

At healthHcentric, we believe that the preservation of the environment is one of the most important issues facing the furniture industry today.

As a producer of high-quality ergonomically-correct seating systems, healthHcentric's commitment to environmental protection is a natural outgrowth of our concerns for workplace health and safety. Accordingly, environmental initiatives are an integral part of our corporate culture.

healthHcentric management systems are designed to ensure the integration of all applicable governmental as well as internal environmental, health and safety requirements into our business processes. As a result we have earned the ISO 14001 international standard for environmental management systems.

In cooperation with our suppliers, customers and employees, we continually strive to achieve industry leadership by including refurbishing and recycling as formal design considerations and as a part of our business model. Our build-to-order business model increases efficiency and eliminates waste by ensuring that each seating system produced has a buyer and that it is the right long term solution for that buyer.

The modular designs of healthHcentric chairs allow parts to be easily interchanged to meet user requirements long into the future, ensuring less waste goes to landfill sites. As well, water-based glues are used in upholstering processes protecting the environment and employees from harmful emissions.

As new technologies evolve, so will the way we do things. Environmental concerns will continue to influence what we do and how we do it.

## GREENGUARD®

GREENGUARD Gold Certification for Indoor Air Quality presents the most stringent emissions criteria for office furniture products, and **meets the requirements of LEED credit 4.5 and the BIFMA X7.1 Conformance standard** for testing and qualifying low-emitting materials.



## LEVEL®

level is the multi-attribute, sustainability standard and third-party certification program for the furniture industry. It has been created to deliver the most open and transparent means of evaluating and communicating the environmental and social impacts of furniture products in the built environment. Only products carrying the level name have been certified by the third-party auditing firm that has used the BIFMA e3 Sustainability Standard.

level takes into account how a product is sustainable from multiple perspectives, including a company's social actions, energy usage, material selection and human and ecosystem impacts. When combined with our ISO 14001 certification, level, under the BIFMA e3 Furniture Sustainability Standard, provides the optimal solution for the multiple chair requirements of large dynamic organisations.



the BIFMA sustainability standard

healthHcentric has received GREENGUARD Certification for Indoor Air Quality for all of its healthcare seating series and is continually working to add new chair series' to the GREENGUARD certification program as required.

For more information on healthHcentric GREENGUARD & LEVEL certified products, please visit [www.greenguard.org](http://www.greenguard.org), [www.levelcertified.org](http://www.levelcertified.org) or [www.healthcentric.com](http://www.healthcentric.com).



The following table shows key elements of the seating specifications that you will find throughout this price book.

<b>List Price</b>	List prices for fabric, IC Plus and COM grades are listed
<b>Standard Specifications</b>	Standard features are listed. The dot (•) symbol indicates that feature is available for the respective chair.
<b>Options</b>	Options are listed by category (i.e., seat) for each chair model. A. The upcharge column lists the additional list prices for each available option. "N/C" indicates "No Charge" B. Columns with a model code heading indicate if the option is available for the respective chair model. • The dot (•) symbol means the option is available. • "N/A" indicates the option is not available. • "incl." means the option is already included as part of the chair model's standard features.
<b>Arm Options</b>	Shows the most popular arm options for the chair model. Arm option specifications and additional arm options are available on pages 104 and 105.
<b>Arm Caps</b>	Aloe seating comes standard with urethane arm caps [UR].
<b>Product Key Code</b>	The product key code is found under each product section and lists all the available product variations (excluding options) that are required in order to accurately specify healthcentric products.

### Delivery Terms

- Dock to dock delivery included in prices except for Aloe Guest, Aloe Patient, Aloe Sleeper, and iCentric Guest.
- Damages must be noted at the time of delivery, and written notice of damage claims must be submitted within 10 days of delivery.
- Most items are shipped partially unassembled. Contact customer service for "assembled" pricing.

### Payment Terms

- Terms are net 30 days from date of invoice.

### Lead Times

- Normal lead times are 10 business days. 20 business days for IC Plus Upholstery™.
- Non-standard items, colours, graded-in fabrics, COM's or laminates may incur longer lead times

### Graded-In Fabrics & COM

- Refer to price list for current offering. Contact customer service for grade-in pricing for upholsteries not listed.

### Commonly Requested Options – Seating

- **CLIP** – Removable Seat Slip System. Available on Aloe series (allows seats to be easily removed for cleaning and disinfecting).
- **CU** – Combination Upholstery. Available on all seating series (used when two or more upholsteries will be used on a chair).
- Refer to price book for upcharges.

### Aloe Seating

- Available in guest and patient units
- Three seat widths available – 21" (350 lbs), 24" (500 lbs) & 30" (750 lbs).

### Aloe – Multiple Seating

- All configurations must begin with a "start unit" and finish with an "end unit".
- Layouts should be specified from left to right, facing the unit.
- No limit to the number of "middle" components that can be used.
- Seating can be reconfigured at any time – see price list for additional components and parts.
- Contact Customer Service for complimentary design services.

### Ultimate Medical Stools

- Stools are available with or without backrests.
- Multiple caster options available: lock-on, lock-off, single wheel, glides.
- See price list for upcharge.
- Several pneumatic lift height options available. Contact Customer Service for custom solutions.

## A NEW KIND OF MEDICAL GRADE SEATING

Designed with the healthcare industry in mind, IC Plus™ Upholstery Solution\* is a coating specifically formulated for the healthcare industry. A highly durable, cleanable and bed bug proof seating upholstery, IC Plus forms a seamless moisture-proof barrier, including the underside of the seat pan, on all healthcentric chairs to provide an impermeable healthcare upholstery solution.

IC Plus is tough against high traffic abuse that furniture takes in today's healthcare facilities. IC Plus offers an abrasion rating of 1,000,000 double rubs. It is PVC-free, latex free and is guaranteed not to crack, puncture or tear for 10 years. IC Plus offers superior cleanability, standing up to all cleaning agents including, but not limited to, Rescue, bleach, CaviCide, Wex-Cide and Virox 5. This allows cleaning staff to efficiently and effectively remove pathogens from the surface of healthcentric chairs.

Proprietary to healthcentric, IC Plus Upholstery™ is non-porous and seamless, making microbial growth virtually non-existent. The tough upholstery is strong enough to stand up to any hospital grade cleaner or disinfectant and has been tested to be 750% more resistant to puncturing and 1000% more resistant to tearing than common hospital grade vinyl.

- ✓ Superior puncture and tear resistance
- ✓ Sealed and seamless
- ✓ Non-porous
- ✓ Guaranteed not to crack
- ✓ PVC- and latex-free
- ✓ Superior cleanability and cleaning agent tough
- ✓ Bed bug proof
- ✓ 10 year warranty
- ✓ No off-gassing
- ✓ Anti-slip protection
- ✓ CAL 133 compliant
- ✓ GREENGUARD® certified



**"IF YOU CAN'T CLEAN IT, DON'T BUY IT!"™\*\***

\*\*Provincial Infection Diseases Advisory Committee (PIDAC) Ontario Best Practices for Environmental Cleaning for Prevention and Control of Infections In All Health Care Settings - 2nd edition

### IC Plus Solid Finishes & Code

01 Ocean [IC Plus 01]

02 Sage [IC Plus 02]

03 Copper [IC Plus 03]

04 Sand [IC Plus 04]

05 Silver Ion [IC Plus 05]

06 Granite [IC Plus 06]

07 Sapphire [IC Plus 07]

08 Onyx [IC Plus 08]

15 Mocha [IC Plus 15]



**THE ONLY ERGONOMIC HEALTHCARE FABRIC AVAILABLE**

Stools and chairs in hospital and other clinical environments must be upholstered in coated fabrics that can be cleaned and disinfected with hospital grade disinfectants. Unfortunately, these coated fabrics are slippery, which reduces comfort as you slide forward away from the back support and may lead to falls and injuries.

healthHcentric's new Frixion Healthcare Fabric is the only healthcare fabric that can be called ergonomic in that it allows the user to stay firmly positioned in their seat. It also withstands hospital grade cleaners and disinfectants. Frixion is created by adding healthHcentric's proprietary anti-slip technology to a hospital grade coated fabric.



**Anti-Slip Seating Technology**  
(Microscopic representation)

**Frixion**  
Healthcare Fabric

Available in 5 colors:

Black    Dark Grey    Light Grey    Navy Blue    Bright Blue

Actual fabric color may vary from the colors and images shown on your monitor.  
Please contact your local sales reps to order samples.

**Improved Safety and Comfort**

Anti-slip seating surface reduces falls off of chairs and stools in labs, exam rooms, and other clinical areas.

**Superior Cleanability**

Withstands hospital grade cleaners and disinfectants, helping prevent the spread of pathogens.

**Increased Productivity**

Promotes concentration and improved performance with enhanced safety and comfort.

**SELF-SKINNING POLYURETHANE SEATING**

Available for Medical Stool Series and Laboratory Chair Series, the self-skinning polyurethane (PU) seat foam option resists damage from punctures, grease, water and chemical spills. The excellent cushioning properties offer high impact resistance and flexibility while providing a comfortable seat. Available in black only.

**C.O.M / C.O.L. FABRICS**

healthcentric offers 2 alternatives for C.O.M. orders: **Hassle Free C.O.M. and/or Traditional C.O.M.**

**Hassle Free C.O.M.:**

Simply specify the desired fabric and how it is to be applied for your order. We will source, cost and test as necessary, to allow your C.O.M. to be graded into our fabric list price structure. Price and delivery will then be confirmed based on mill delivery commitments.

**Traditional C.O.M.:**

Please provide us with the required information listed below and we will confirm if there is the need for testing. Approved C.O.M. and samples for testing, if required, must be sent to the address on this price list in accordance with the C.O.M. terms as described on page 4. Please contact Customer Service for special shipping instructions.

For both Hassle Free and Traditional C.O.M. orders, we require the following information with your purchase order to provide accurate customer service and order fulfillment:

- Fabric supplier or mill
- Fabric description
- Name
- Number
- Color
- Pattern
- Any special application details
- Pattern orientation
- Fabric selection by application (inner or outer back for example)

**Note: For all seating lines with separate seats and backs we offer the no-charge option of specifying different fabric colors for inner or outer backs and seats.** All C.O.M. orders are subject to the Terms and Conditions of Sale; CUSTOMERS OWN MATERIAL as appropriate.

**C.O.M HIGHER PERFORMANCE UPHOLSTERY - HEALTHCENTRIC GRADING**

The high performance vinyl (V) and PVC-free (P) upholsteries are suitable for healthcare and other intensive-use environments.

For additional upholstery options, please contact healthcentric Customer Service for ordering information on upholstery options.

**MOISTURE BARRIER**

A treatment is applied to prevent the passage of liquids and moisture beyond the chair upholstery, providing additional sanitary and infection control benefits.

**FINISHES : ALOE FRAMES, OTTOMAN AND GUEST/STACKER CHAIR FRAMES**

**Aloe standard frame color is Silver.** Additional colors (listed below) are available for an upcharge of **\$57 list** per chair or table.

**Stacker chairs' standard frame color is Black.** Additional colors (listed below) are available for an upcharge of **\$39 list** per stacker chair.

Available Frame Colors & Code		
Black - #005 [F1005]	Silver - #085 (standard) [F1085]	Advantage Brown - #060 [F1060]
Cool Gray - #148 [F1148]	White - #147 [F1147]	

**\*To inquire about metal finishes other than the those listed in the above chart, please contact healthcentric Customer Service.**

**ARM CAPS**

Aloe urethane arm caps [UR] are available in black (standard) and gray (optional).

Stacker and Guest chairs' Nylon arm caps are available in black (standard) and gray.

**PLASTIC BACK CAPS**

healthcentric plastic back caps for the Healthcentric , Laboratory chairs are available in black.

## ALOE TABLES — HIGH PRESSURE LAMINATE FINISHES

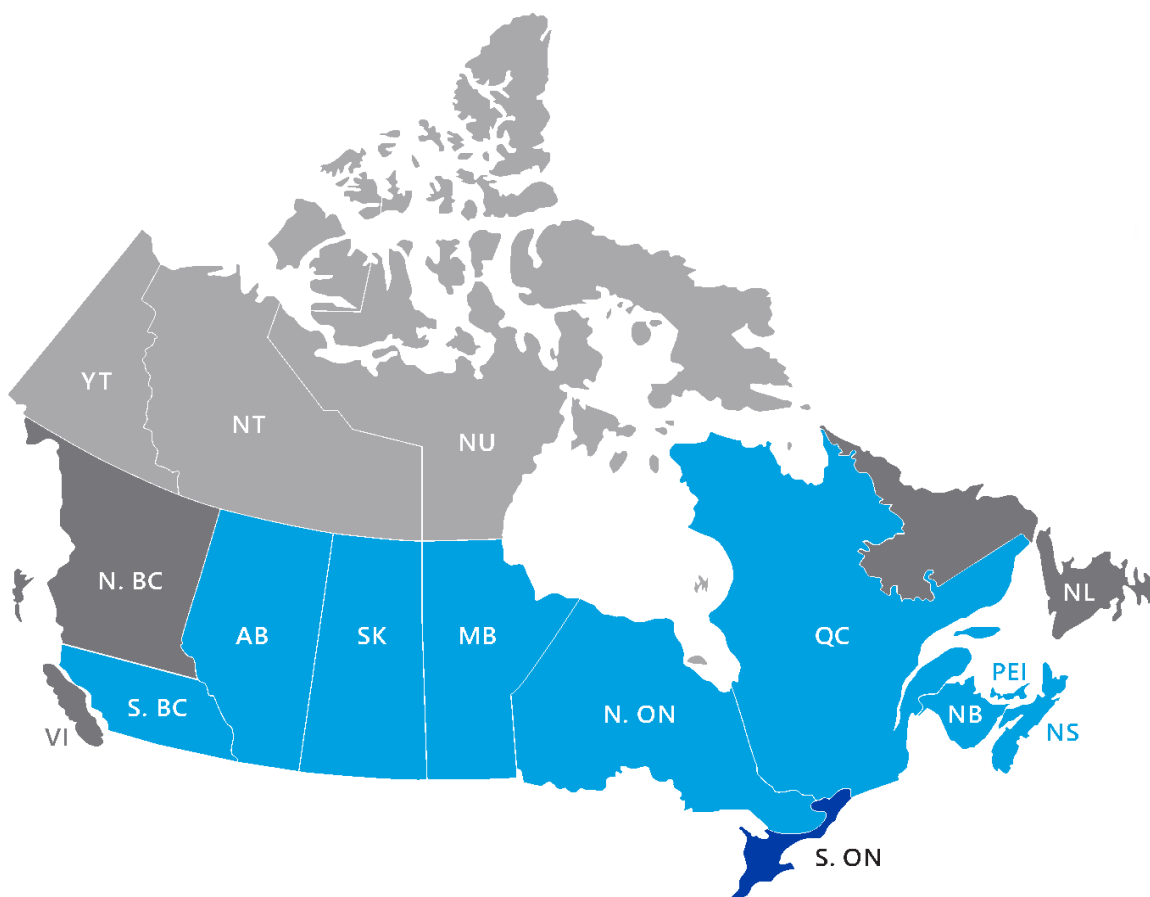
healthHcentric offers in-stock high pressure laminate tabletops that are 1" thick and available in 16 finishes. HPL is a great choice for spaces that rely on durable surfaces and will compliment any healthcare setting.

High Pressure Laminates	
Kensington Maple	21
Natural Pear	22
Wild Cherry	23
Figured Mahogany	24
Cocobala	25
Asian Night	26
Black	27
Designer White	2
Dove Grey	29
North Sea	30
Graphite	31
Natural Almond	32
Vapor Strandz	33
Studio Teak	34
Walnut Heights	35
Xanadu	36

# Important surface characteristics to consider when choosing healthcare seating

<b>Durability</b>	<ul style="list-style-type: none"> <li>Furnishings should be easy to maintain and repair.</li> <li>Fabrics that are torn allow for entry of microorganisms and cannot be properly cleaned.</li> <li>Items that are scratched or chipped allow for accumulation of microorganisms and are more difficult to clean and disinfect.</li> </ul>	<ul style="list-style-type: none"> <li>IC Plus Upholstery Solution, used exclusively on our seating solutions is 9-10 times more durable than vinyl and is PVC-free, meaning it won't dry-out and crack. <b>See inside for full details about IC Plus.</b></li> </ul>
<b>Cleanability</b>	<ul style="list-style-type: none"> <li>Furnishings must be able to withstand cleaning and should be compatible with hospital-grade detergents, cleaners and disinfectants.</li> <li>Upholstered furniture must be covered with fabrics that are fluid-resistant and non-porous.</li> </ul>	<ul style="list-style-type: none"> <li>The availability of IC Plus Upholstery Solution, the most durable, cleanable and impermeable upholstery solution available.</li> <li>Proprietary removable seat "clip system" which allows the seat pan to be easily removed without tools, promoting cleanability.</li> <li>Seating designed with ample clean out space between the seat and back.</li> </ul>
<b>Surface porosity</b>	<ul style="list-style-type: none"> <li>Microorganisms have been shown to survive on porous fabrics such as cotton, cotton terry, nylon and polyester, and on plastics which are considered porous substrates.</li> <li>Porous upholstered furniture should not be used in public areas if the spread of infection is at all a concern.</li> </ul>	<ul style="list-style-type: none"> <li>IC Plus Upholstery Solution is non-porous.</li> </ul>
<b>Absence of seams</b>	<ul style="list-style-type: none"> <li>Seams trap bacteria and are difficult areas to clean.</li> </ul>	<ul style="list-style-type: none"> <li>IC Plus can be made seamless and by doing so eliminates the opportunity for pathogens to grow and prevents bed bug infestations.</li> </ul>

Canada freight program for the following Aloe Products (Guest, Patient, Hip & Sleeper) and iCentric Guest.



## CANADA

### ZONE 1

#### FREE FREIGHT

Southwestern Ontario, GTA, 401 Corridor, Capital Region, and Greater Montreal Area.

### ZONE 2

#### 2% OF LIST OR \$100 MINIMUM

Alberta, Manitoba, New Brunswick, Northern Ontario, Nova Scotia, Prince Edward Island, Québec, Saskatchewan, and Southern British Columbia.

### ZONE 3

#### 3% OF LIST OR \$125 MINIMUM

Newfoundland and Labrador, Northern British Columbia, and Vancouver Island.

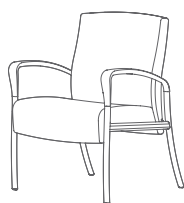
### ZONE 4

#### CALL FOR QUOTE

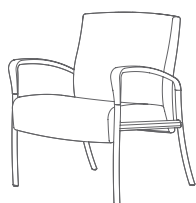
Northwest Territories, Nunavut, and Yukon.



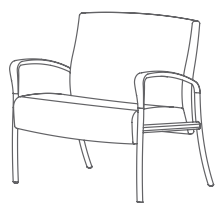
## Aloe Guest Seating




21" Aloe Guest




24" Aloe Guest




30" Aloe Guest




2-Seater 21" Aloe Guest




2 Seater 24" Aloe Guest




3-Seater 21" Aloe Guest



3-Seater 24" Aloe Guest



3-Seater 24" Aloe Guest  
without Center Arms



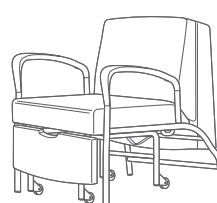
3-Seater 21" Aloe Guest  
without Center Arms



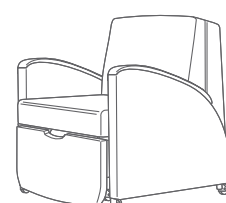
21" Aloe Hip  
Chair Guest



24" Aloe Hip  
Chair Guest

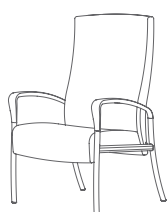


Aloe Sleeper Chair




Aloe Sleeper Club Chair


## Aloe Patient Seating



21" Aloe Patient



24" Aloe Patient



30" Aloe Patient

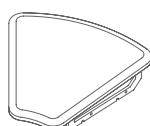
## Aloe Linking Tables



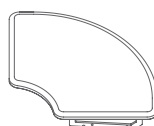
12" Center  
Rectangle Table



21" Center  
Square Table



Connector 45°  
Table

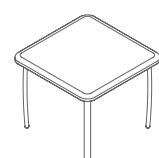


Connector 90°  
Table

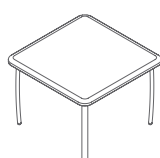


Right Angle  
Corner 90° Table

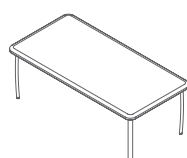
## Aloe Free Standing Tables



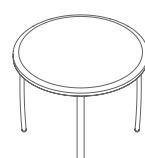
21" Free  
Standing Table



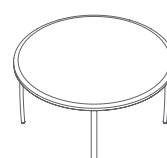
24" Free  
Standing Table



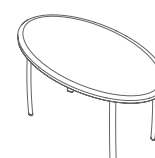
Rectangular Free  
Standing Table



24" Round Free  
Standing Table



36" Round Free  
Standing Table



36" Oval Free  
Standing Table

ALOE

GUEST &  
PATIENT

# Aloe Guest

Seating designed for comfort, cleanability and durability.



**Aloe 24" Guest Chair**  
with Upholstered Back, Open Arms and Urethane Arm Caps

ALO – S – G – U – 24 – OA – UR

Line	Series	Chair Type	Back Type	Size	Arm Type	Arm Cap
------	--------	------------	-----------	------	----------	---------

Utilizing 30 years of proven ergonomic design and patented technologies, Aloe inspires a healthy sitting posture, even during long term use. Designed to soothe and support, Aloe combines superior ergonomic comfort with a completely modular construction that extends the product life and allows for endless build possibilities. Specified for the ever changing demands of a 24/7 environment, Aloe offers the highest durability with exceptional cushioned support.

Aloe is specifically designed to ensure ease of cleaning, offering an impressive array of infection control features to help maintain a healing environment. A contemporary style with a traditional flare, Aloe's wide range of models and sizes makes it ideal for patient rooms, examination areas and treatment spaces. All Aloe seating is GREENGUARD® certified.

#### OPTIONAL REMOVEABLE SEAT PAN FOR SUPERIOR CLEANABILITY

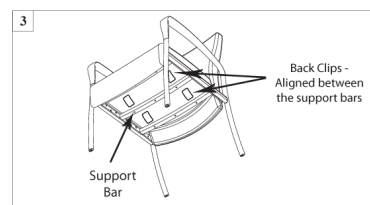
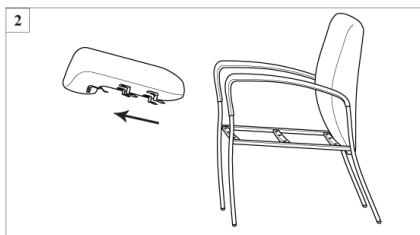
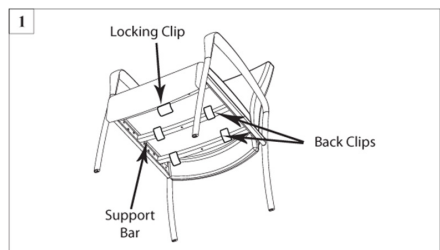
Unique to healthcentric, the optional removable seat clip system ensures ease of cleanability without compromising support or patient safety. The seat is quickly and safely removed by unhooking the clips that attach the seat pan to the chair frame. This allows for the entire seat pan to be cleaned, including the underside of the seat, seat clips and support bars. The seat is then simply snapped back in place and secured for immediate use.

IC Plus is used to coat the seat clips to ensure there are no metal-on-metal connections to the seat frame. This allows the clips to be easily snapped in and out over the chair's lifetime and ensures a smooth surface so debris is easily wiped or even sprayed off the clips.

#### Aloe Seat Clip Instructions


1. With the chair in the upright position, pull down on locking clip and pull seat pan forward to release the back clips from the support bars. The locking clip is located underneath the seat pan towards the front of the chair. Pull up to remove seat from frame.
2. Completely remove seat pan from the frame and clean according to the upholstery instructions. Support bars and seat frame can also be cleaned (see healthcentric cleaning instructions).
3. To reattach the seat pan, place seat pan on the chair frame with the back clips between each of the 2 support bars. Align the seat pan to the center of the chair frame and slide seat towards the backrest, pushing against the front edge of the seat pan until all 5 clips lock in place.

The chair can remain in the upright position and no tools are necessary to remove and reattach the seat pan.



Includes: Patient & Guest Backs 21", 24" and 30" widths

### UNDER-SEAT SEAL OFFERS IMPROVED CLEANABILITY AND INFECTION PREVENTION



In keeping with healthHcentric's mission to make the most cleanable products on the market, when we upholster our seating products in our proprietary IC Plus Upholstery Solution, the IC Plus continues under the seat, creating a seamless totally cleanable solution. The sealed and seamless seat requires an under-seat venting system to allow air to escape, for maximum comfort. The vent is positioned in the middle of the underside of the seat so it is out of reach. It is made using a stainless-steel mesh with .23mm holes held in place by a proprietary cover that seals around the mesh.

When upholstered in other non-woven fabrics like vinyl and polyurethane, the underside of the seat is also finished in a hospital grade non-woven material. When upholstered with healthHcentric specified vinyl and polyurethane fabrics the underside of the seat can be sealed with IC Plus.



### CLEAN OUT FEATURE

A space between the seat and back allows liquid and debris to fall to the floor for easy clean up. Designed to allow maintenance staff to fit their entire hand in this space, the clean out feature ensures a thorough cleaning without compromising the comfort of the chairs.



### UPHOLSTERY DESIGN

Seams are designed away from the user to keep out pathogens and moisture.

IC Plus Upholstery Solution ensures a *seamless moisture-proof barrier* (including the underside of the seat pan) on all healthHcentric chairs. Using IC Plus, the **bottom seams of the backrest are sealed** to ensure no catch points for superior cleanability and infection control.



### STRUCTURAL INTEGRITY AND FRAME DESIGN

While the simplicity of the Aloe design offers a comforting element to its surroundings, the chair's durable construction ensures long term use for demanding settings. Aloe features an all steel frame construction with metal-to-metal connections, providing enhanced durability and cleanability for intensive use situations. All Aloe chairs offer a standard wall saver frame design. This feature ensures the backrest remains away from the wall, preventing damage and wear to both the chairs and the wall surface. Optional finishes add a stylish element to any space.

Aloe chairs exceed ANSI/BIFMA standards. Standard models are warranted for a 350 lbs. active weight capacity and the Bariatric models are warranted for a 750 lbs. active weight capacity.



### POST ORTHOPEDIC SURGERY SUPPORT

Hospital acquired infections (HAIs) are specifically challenging for healing patients. The Aloe Hip Chair offers the assurance of medical grade protection for those requiring post orthopedic surgery support. A larger footprint ensures maximum stability while providing a higher seat for ease of mobility.

The step is designed to ensure maximum stability for patients when getting in and out of the chair. An integral part of the frame design, the step is coated in Silver Ion IC Plus to ensure long term wear and cleanability. Additional IC Plus colours are available. Please see page 9 for details. The Aloe Hip chair is available in two back heights. The chair offers 21" and 24" frame widths to accommodate patient comfort requirements.





### FOAM CONSTRUCTION FOR ULTIMATE COMFORT

Seats and backs are made using high resilient (HR) foam. HR foam is specifically designed to stand up to many years of continuous use without losing load-bearing capabilities, shape or dimensions.

The molded seat foam offers exceptional comfort while ensuring long lasting support and no bottoming. The contoured sides and waterfall front edge help minimize pressure on the seat bones, legs and veins. This is especially ideal for post-surgical hip patients requiring extra cushioned support.




### EGRESS ARM DESIGN

Aloe arms are durable while offering comfortable support. Aloe's arm rests have an egress design and are solid the entire arm structure. Made of self-skinned urethane, the arm rests are sloped to support the seated position of the patient. The soft radius front grip offers additional support for the patient in getting in and out of the chair. The arms also provide additional safety support by ensuring the patient does not fall sideways out of the chair.

**Urethane Arm Caps:** The urethane arm caps ensure ease of cleanability while providing a softer surface for longer-term sitting.

Arm caps are available in black. Arm caps are securely fastened with metal-to-metal connectors and are site replaceable if required.



### BACKREST DESIGN AND LUMBAR SUPPORT

The backrest's contoured design provides long lasting lateral and lumbar support. The back structure includes a lateral curve to stabilize the upper body and a forward curve to help naturally position the lumbar spine. The position of the curves optimizes support for the widest range of body sizes.

Aloe offers two backrest heights (16.5", 25.75") in three widths: 21", 24" and 30".



### SEAT HEIGHT AND SLOPE

Aloe is specifically designed with the patient's safety and comfort in mind. The Aloe offers an 18 inch seat height to accommodate a wider range of body sizes, including shorter leg heights, for ultimate comfort. This also ensures patient transference in and out of the chair is easier as the patient's feet can easily touch the floor to gain leverage out of the chair.

The Aloe seat has a 4 degree back slope to help position the patient in the chair and reduce the risk of them falling forward. This also ensures that liquids or crumbs fall back towards the gap between the seat and backrest and down to the floor for easy cleaning.


The contoured sides and waterfall front edge of the Aloe seat helps to minimize pressure on the seat bones, legs and veins. The internal seat cushion structure distributes the user's weight evenly to decrease pressure points and improve circulation.

### CASTERS AND GLIDES



healthcentric's optional rear casters for the Aloe Patient Chair allow easy movement of the chair by hospital staff. This also allows housekeeping to easily clean areas around the chair. The casters are engaged by pulling back slightly on the chair backrest and pushing the chair to the desired location. Once all four chair legs are on the ground, the casters no longer touch the floor (the back leg non-marking glides are now touching the floor to stabilize the chair) ensuring that the chair is not moved accidentally in transferring the patient in or out of the chair. **The casters on the Aloe Patient Chair are NOT patient transport casters.**

Available for all Aloe chair models, leg glides offer maneuverability without scuffing for a variety of floor surfaces including vinyl and carpet. The non-marking glides are made of a highly durable polyethylene.



### INSIDE SEALED SEAMS

Optional inside sealed seams for vinyl upholstery are available on all Aloe series to provide enhanced hygiene and durability. Seams are sealed from the inside with silicon to add an extra layer of protection and prevent penetration of fluids, pathogens and bed bugs through the vinyl stitching.



Aloe Guest Chair 21", 24" and 30"  
with Urethane Arms

## Specifications




	Overall Width (in)	Overall Depth (in)	Overall Height (in)	Seat Height (in)	Back Height (in)	Height of Arms from Floor (in)	Width Between Arms (in)	Seat Depth (in)	Chair Weight (lbs)	Chair Weight Capacity (lbs)
21" Seat	25.25	26.75	34.5	18	16.5	25.5	20.75	19	44	<b>350</b>
24" Seat	28.25	26.75	34.5	18	16.5	25.5	23.75	19	49	<b>450</b>
30" Seat	34	26.75	34.5	18	16.5	25.5	29.5	19	54	<b>750</b>

## COM: Yardage Requirements

	Yardage Seat and Back	Yardage Seat	Yardage Back
21" - One chair	2.5	1.0	1.5
21" - Two chairs	4.5	2.0	2.5
21" - Three chairs	7.5	3.0	4.5
24" - One chair	2.5	1.0	1.5
24" - Two chairs	4.5	2.0	2.5
24" - Three chairs	7.5	3.0	4.5
30" - One chair	3.5	1.5	2.0
30" - Two chairs	6.5	2.5	4.0
30" - Three chairs	9.5	4.0	5.5

Multiple yardage requirements can also be used for Aloe Guest Back Start, Middle and End Multiple seating.




Note: Some vinyls, leathers and upholsterys are not suitable for application on Aloe seating. Please see page 10 for details on COM requirements.

DESCRIPTION/MODEL	COM											IC Plus**	
	1	2	3	4	5	6	7	8	9	10	11	12	
 <b>21" Guest Unit, Upholstered Back</b> ALO-S-G-U-21-OA	1,085	1,149	1,212	1,276	1,340	1,403	1,468	1,531	1,596	1,658	1,722	1,788	
 <b>24" Guest Unit, Upholstered Back</b> ALO-S-G-U-24-OA	1,196	1,264	1,332	1,402	1,470	1,539	1,609	1,676	1,747	1,815	1,883	1,953	
 <b>30" Guest Unit, Upholstered Back</b> ALO-S-G-U-30-OA	1,378	1,457	1,535	1,612	1,690	1,767	1,845	1,923	2,001	2,078	2,157	2,235	



**Aloe Guest Chair**  
Standalone with No Arms

## Guest Standalone Armless Chair

DESCRIPTION/MODEL	COM											IC Plus**	
	1	2	3	4	5	6	7	8	9	10	11	12	
 <b>21" Guest Unit, Armless, Upholstered Back</b> ALO-S-G-U-21-NCA	1,001	1,065	1,128	1,192	1,256	1,319	1,384	1,447	1,512	1,574	1,638	1,704	
 <b>24" Guest Unit, Armless, Upholstered Back</b> ALO-S-G-U-24-NCA	1,112	1,180	1,248	1,318	1,386	1,455	1,525	1,592	1,663	1,731	1,799	1,869	
 <b>30" Guest Unit, Armless, Upholstered Back</b> ALO-S-G-U-30-NCA	1,294	1,373	1,451	1,528	1,606	1,683	1,761	1,839	1,917	1,994	2,073	2,151	

\*\*IC Plus can only be specified on the seat and is not available for the backrest. Additional upholstery is required for the backrest when IC Plus is specified on the seat. In order to calculate the price of the unit, find the average price of the IC Plus and the backrest upholstery price.

Note: Refer to the Zone Freight Chart on page 14 to calculate freight cost.

## Options

Description	Option Code	Upcharge	Notes
<i>Removable seat clip system</i>	ALOECLIP	72/per seat	See page 18 for details.
<i>Inside Sealed Seams</i>	ISS	107/per cushion	Seams can be sealed from the inside with silicon to add an extra layer of protection and prevent penetration of fluids, pathogens and bed bugs through the vinyl stitching.
<i>Combination Upholstery (more than one fabric used on the same unit)</i>			When using combination upholstery of different grades, calculate the average price of all grade fabrics. Please provide the specified fabric information and where each fabric will be used on the chair.
Combination Upholstery - two fabrics	CU2	No charge	
<i>Frame Color</i>	See page 11	57	Standard frame color is Silver. Additional colors available.
<i>Gray Arm Caps</i>	GA	14	Gray urethane arm caps.

## Product Code Key

Line	Series	Chair Type	Back Type	Size	Arm Type	Arm Cap
[ALO]	[S]	[G]	[U]	[21]	[OA]	[UR]
<i>Aloe</i>	<i>Single Chair</i>	<i>Guest</i>	<i>Upholstered</i>	[24]	<i>Open Arm</i>	<i>Urethane</i>
				[30]		




Aloe Patient Chair  
with Urethane Arms

Aloe Patient Chair  
and Ottoman

## Specifications




	Overall Width (in)	Overall Depth (in)	Overall Height (in)	Seat Height (in)	Back Height (in)	Height of Arms from Floor (in)	Width Between Arms (in)	Seat Depth (in)	Chair Weight (lbs)	Chair Weight Capacity (lbs)
21" Seat	25.25	26.75	43.75	18	25.75	25.5	20.75	19	50	350
24" Seat	28.25	26.75	43.75	18	25.75	25.5	23.75	19	53	450
30" Seat	34	26.75	43.75	18	25.75	25.5	29.5	19	60	750

## COM: Yardage Requirements

	Yardage Seat and Back	Yardage Seat	Yardage Back
21" - One chair	2.5	1.5	2.0
21" - Two chairs	5.0	2.0	3.5
21" - Three chairs	7.5	3.0	5.0
24" - One chair	3.0	1.5	2.5
24" - Two chairs	5.0	2.0	3.5
24" - Three chairs	8.0	3.0	4.5
30" - One chair	3.5	1.5	2.5
30" - Two chairs	7.0	2.5	4.5
30" - Three chairs	10.5	4.0	7.0

Multiple yardage requirements can also be used for Aloe Patient Back Start, Middle and End Multiple seating.

Note: Some vinyls, leathers and upholsteries are not suitable for application on Aloe seating. Please see page 10 for details on COM requirements.

DESCRIPTION/MODEL	COM											IC Plus**
	1	2	3	4	5	6	7	8	9	10	11	12
 <b>21" Patient Unit, Upholstered Back</b> ALO-S-P-U-21-OA	1,244	1,310	1,377	1,443	1,510	1,577	1,644	1,710	1,777	1,843	1,910	1,976
 <b>24" Patient Unit, Upholstered Back</b> ALO-S-P-U-24-OA	1,377	1,457	1,536	1,614	1,694	1,774	1,852	1,932	2,012	2,092	2,171	2,250
 <b>30" Patient Unit, Upholstered Back</b> ALO-S-P-U-30-OA	1,487	1,573	1,662	1,749	1,837	1,923	2,011	2,098	2,187	2,274	2,360	2,449

\*\*IC Plus Can only be specified on the seat and is not available for the backrest. Additional upholstery is required for the backrest when IC Plus is specified on the seat. In order to calculate the price of the unit, find the average price of the IC Plus and the backrest upholstery price.

Note: Refer to the Zone Freight Chart on page 14 to calculate freight cost.


## Product Code Key

Line	Series	Chair Type	Back Type	Size	Arm Type	Arm Cap
[ALO]	[S]	[P]	[U]	[21]	[OA]	[UR]
Aloe	Single Chair	Patient	Upholstered	[24]	Open Arm	Urethane
				[30]		

## Options

Description	Option Code	Upcharge	Notes
Removable seat clip system	ALOECIP	72/per seat	See page 18 for details.
Inside Sealed Seams	ISS	107/per cushion	Seams can be sealed from the inside with silicon to add an extra layer of protection and prevent penetration of fluids, pathogens and bed bugs through the vinyl stitching.
Combination Upholstery (more than one fabric used on the same unit)			When using combination upholstery of different grades, calculate the average price of all grade fabrics. Please provide the specified fabric information and where each fabric will be used on the chair.
Combination Upholstery - two fabrics	CU2	No charge	
Casters: 2 rear	ARUC	63	Optional rear casters are available for Aloe Patient Chairs. <b>Casters are only available at time of order as they are welded to the chair frame. The casters are NOT transporter casters.</b> Please see page 21 for details.
Frame Color	See page 11	57	Standard frame color is Silver. Additional colors available.
Grey Arm Caps	GA	14	Grey urethane arm caps.

## Accessories

DESCRIPTION/MODEL	COM											IC Plus	
	1	2	3	4	5	6	7	8	9	10	11	12	
<div>  <div> <b>Ottoman</b>  <b>ALO-OTT</b> </div> </div>													
	532	557	580	605	625	647	670	695	730	770	805	845	
Standard leg color is Silver Ion. Additional colors are available for an upcharge per ottoman. Please see page 11 for additional color options.													

## Accessories Dimensions and COM Requirements

	Overall Width (in)	Overall Depth (in)	Overall Height (in)	Weight (lbs)	Cubes (cu ft)	COM Yardage	COM Yardage x 2	COM Yardage x 3
Ottoman	21	19	11	16	4	1.0	2.0	3.0

## Product Code Key

Line	Series	Chair Type	Back Type	Size	Arm Type	Arm Cap
[ALO]	[S]	[P]	[U]	[21]	[OA]	[UR]
Aloe	Single Chair	Patient	Upholstered	[24]	Open Arm	Urethane
				[30]		



**Aloe Guest Hip Chair**  
with Open Urethane Arms

## Specifications

	Overall Width (in)	Overall Depth (in)	Overall Height (in)	Seat Height (in)	Height of Arms from Floor (in)	Height of foot plate from Floor (in)	Width Between Arms (in)	Seat Depth (in)	Chair Weight (lbs)	Chair Weight Capacity (lbs)
<b>Aloe Guest Hip Chair</b>										
21" Seat	25.25	32	42.25	24.5	33.25	8.5	20.75	19	53	<b>350</b>
24" Seat	28.25	32	42.25	24.5	33.25	8.5	23.75	19	62	<b>450</b>



## COM: Yardage Requirements

	Yardage Seat and Back	Yardage Seat	Yardage Back
21" - One chair	2.5	1.5	2.0
21" - Two chairs	5.0	2.0	3.5
21" - Three chairs	7.5	3.0	5.0
24" - One chair	3.0	1.5	2.5
24" - Two chairs	5.0	2.0	3.5
24" - Three chairs	8.0	3.0	4.5

Multiple yardage requirements can also be used for Aloe Patient Back Start, Middle and End Multiple seating.

Note: Some vinyls, leathers and upholsteries are not suitable for application on Aloe seating. Please see page 10 for details on COM requirements.

## Guest Hip Chair

DESCRIPTION/MODEL	COM											IC Plus**	
	1	2	3	4	5	6	7	8	9	10	11	12	
	<b>21" Guest Hip Chair, Upholstered Back</b>												
	ALO-SH-G-U-21-OA	1,354	1,418	1,482	1,546	1,608	1,673	1,736	1,800	1,865	1,928	1,992	<b>2,055</b>
	<b>24" Guest Hip Chair, Upholstered Back</b>												
	ALO-SH-G-U-24-OA	1,537	1,606	1,675	1,745	1,812	1,881	1,950	2,020	2,088	2,158	2,225	<b>2,295</b>

## Options

Description	Option Code	Upcharge	Notes
Removable seat clip system	ALOECLIP	72/per seat	See page 18 for details.
Inside Sealed Seams	ISS	107/per cushion	Seams can be sealed from the inside with silicon to add an extra layer of protection and prevent penetration of fluids, pathogens and bed bugs through the vinyl stitching.
Combination Upholstery (more than one fabric used on the same unit)			When using combination upholstery of different grades, calculate the average price of all grade fabrics. Please provide the specified fabric information and where each fabric will be used on the chair.
Combination Upholstery - two fabrics	CU2	No charge	
Frame Color	See page 11	57	Standard frame colour is Silver. Additional colours available.
Gray Arm Caps	GA	14	Gray urethane arm caps.

## Product Code Key

Line	Series	Chair Type	Back Type	Size	Arm Type	Arm Cap
[ALO]	[SH]	[G]	[U]	[21]	[OA]	[UR]
Aloe	Single Hip Chair	Guest	Upholstered	[24]	Open Arm	Urethane

\*\*IC Plus Can only be specified on the seat and is not available for the backrest. Additional upholstery is required for the backrest when IC Plus is specified on the seat. In order to calculate the price of the unit, find the average price of the IC Plus and the backrest upholstery price.

Note: Refer to the Zone Freight Chart on page 14 to calculate freight cost.

ALOE

MULTIPLE  
SEATING

# Aloe Multiple Seating



**Aloe 3 Seater Pre-Configured 24" Guest Chairs**  
With Center Arm, Upholstered Back, Open Arms and Urethane Arm Caps

ALO – PC – G3 – 3U – 24 – OA – UR

Line Series Chair Type Back Type Size Arm Type Arm Cap



# ALOE | PRE-CONFIGURED MULTIPLE SEATING GUEST UNIT WITH AND WITHOUT CENTER ARM



**Dimensions:**  
**Pre-configured Multiple Seating Guest Unit**

	Overall Width (in)	Overall Depth (in)	Overall Height (in)	Seat Height (in)	Height of Arms from Floor (in)	Width Between Arms/Center Link (in)	Seat Depth (in)	Chair Weight (lbs)
2 x 21" Seat	50.5	26.75	34.5	18	25.5	20.75	19	80
3 x 21" Seat	71.25	26.75	34.5	18	25.5	20.75	19	116
2 x 24" Seat	57	26.75	34.5	18	25.5	23.75	19	90
3 x 24" Seat	80.25	26.75	34.5	18	25.5	23.75	19	136

## COM: Yardage Requirements

	Yardage Seat and Back	Yardage Seat	Yardage Back
21" - One chair	2.0	1.5	2.0
21" - Two chairs	4.0	2.0	2.5
21" - Three chairs	6.5	3.0	3.5
24" - One chair	2.0	1.5	2.0
24" - Two chairs	4.0	2.0	2.5
24" - Three chairs	6.5	3.0	3.5
30" - One chair	3.5	1.5	2.0
30" - Two chairs	6.5	2.5	4.0
30" - Three chairs	9.5	4.0	5.5

Multiple yardage requirements can also be used for Aloe Guest Back Start, Middle and End Multiple seating.

Note: Some vinyls, leathers and upholsteries are not suitable for application on Aloe seating. Please see page 10 for details on COM requirements.

# ALOE | PRE-CONFIGURED MULTIPLE SEATING GUEST UNIT WITH AND WITHOUT CENTER ARM





**Configuration:**  
21" Pre-Configured No Center Arm  
Guest Unit, 3 Seater, Upholstered Back



## Pre-configured Multiple Seating Guest Unit - No Center Arm

COM

IC Plus\*\*





DESCRIPTION/MODEL	1	2	3	4	5	6	7	8	9	10	11	12
<b>21" Pre-Configured No Center Arm Guest Unit, 2 Seater, Upholstered Back</b>												
 ALO-PNCA-G2-2U-21-OA	1,806	1,934	2,062	2,189	2,317	2,444	2,572	2,701	2,826	2,955	3,083	3,210
<b>21" Pre-Configured No Center Arm Guest Unit, 3 Seater, Upholstered Back</b>												
 ALO-PNCA-G3-3U-21-OA	2,688	2,816	2,944	3,071	3,199	3,326	3,454	3,583	3,708	3,837	3,965	4,092
<b>24" Pre-Configured No Center Arm Guest Unit, 2 Seater, Upholstered Back</b>												
 ALO-PNCA-G2-2U-24-OA	1,855	1,982	2,110	2,237	2,365	2,492	2,620	2,749	2,874	3,003	3,132	3,259
<b>24" Pre-Configured No Center Arm Guest Unit, 3 Seater, Upholstered Back</b>												
 ALO-PNCA-G3-3U-24-OA	2,841	2,968	3,096	3,223	3,351	3,478	3,606	3,735	3,860	3,989	4,118	4,245

\*\*IC Plus Can only be specified on the seat and is not available for the backrest. Additional upholstery is required for the backrest when IC Plus is specified on the seat. In order to calculate the price of the unit, find the average price of the IC Plus and the backrest upholstery price.

Note: Refer to the Zone Freight Chart on page 14 to calculate freight cost. Some assembly required.

# ALOE | PRE-CONFIGURED MULTIPLE SEATING GUEST UNIT WITH AND WITHOUT CENTER ARM

## Pre-configured Multiple Seating Guest Unit - With Center Arm

DESCRIPTION/MODEL	COM											IC Plus**	
	1	2	3	4	5	6	7	8	9	10	11	12	
<b>21" Pre-Configured Center Arm Guest Unit, 2 Seater, Upholstered Back</b>													
 ALO-PC-G2-2U-21-OA	1,848	1,976	2,104	2,231	2,359	2,486	2,614	2,743	2,868	2,997	3,125	3,252	
<b>21" Pre-Configured Center Arm Guest Unit, 3 Seater, Upholstered Back</b>													
 ALO-PC-G3-3U-21-OA	2,772	2,900	3,028	3,155	3,283	3,410	3,538	3,667	3,792	3,921	4,049	4,176	
<b>24" Pre-Configured Center Arm Guest Unit, 2 Seater, Upholstered Back</b>													
 ALO-PC-G2-2U-24-OA	1,897	2,024	2,152	2,279	2,407	2,534	2,662	2,791	2,916	3,045	3,174	3,301	
<b>24" Pre-Configured Center Arm Guest Unit, 3 Seater, Upholstered Back</b>													
 ALO-PC-G3-3U-24-OA	2,925	3,052	3,180	3,307	3,435	3,562	3,690	3,819	3,944	4,073	4,202	4,329	

\*\*IC Plus Can only be specified on the seat and is not available for the backrest. Additional upholstery is required for the backrest when IC Plus is specified on the seat. In order to calculate the price of the unit, find the average price of the IC Plus and the backrest upholstery price.

Note: Refer to the Zone Freight Chart on page 14 to calculate freight cost. Some assembly required.

## Options

Description	Option Code	Upcharge	Notes
Removable seat clip system	ALOECLIP	72/per seat	See page 18 for details.
Inside Sealed Seams	ISS	107/per cushion	Seams can be sealed from the inside with silicon to add an extra layer of protection and prevent penetration of fluids, pathogens and bed bugs through the vinyl stitching.
Combination Upholstery (more than one fabric used on the same unit)			When using combination upholstery of different grades, calculate the average price of all grade fabrics. Please provide the specified fabric information and where each fabric will be used on the chair.
Combination Upholstery - two fabrics	CU2	No charge	
Frame Color	See page 11	57	Standard frame color is Silver. Additional colors available.
Gray Arm Caps	GA	14	Gray urethane arm caps.

## Product Code Key

Line	Series	Chair Type	Back Type	Size	Arm Type	Arm Cap
[ALO]	[PC]	[G2]	U	[21]	[OA]	[UR]
Aloe	Pre-configured Seater	2 x Guest Chair	Upholstered	[24]	Open Arm	Urethane
	[PCNCA]	[G3]		[30]		
	Pre-configured Seater, No Center Arm	3 x Guest Chair				



It is a requirement for all Aloe Multiple Seating Orders to have a drawing or plan view layout accompany the order. This will help us verify that the specification is correct. Please note that your multiple seating layout should start from left to right as you are facing the configuration.

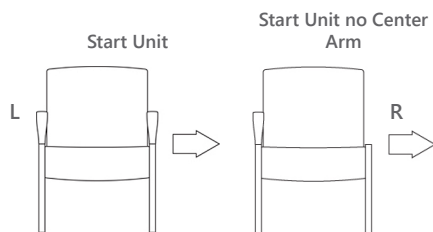
The following information has been compiled to help you specify Aloe multiple seating types.

## Start, Middle and End Multiple Seating Units

Start, Middle and End Multiple Units are designed to be used when you require linked seating configurations of either the same or multiple size chairs. To start building your multiple seating layout, start from left to right as you are facing the chair configuration. Begin with a Start Unit, then move to a Middle Unit and finish with an End Unit.

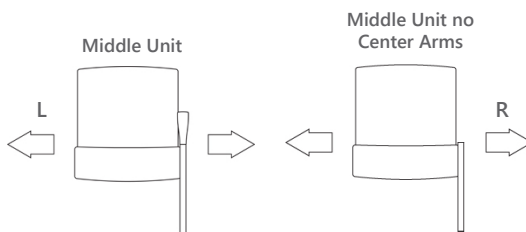
## Choosing a Multiple Seating Unit

- Begin all configurations with a Start Unit (start from left to right as you are facing the chair configuration).
- Start, Middle and End Units are available in the following widths: 21", 24", 30".
- There are no limitations to the amount of Middle Units that can be ganged to a start or an end unit.
- **Aloe linking tables can be joined to the right side of a Start Unit, or Middle Unit, to either end of a Table Middle Unit or to the left side of a Table End Unit (with or without center arms).**
- **Table Middle Units with one arm are also available for cases where an arm is required on the side of the Aloe linking table to create a 2 or 3 seater without center arms.**



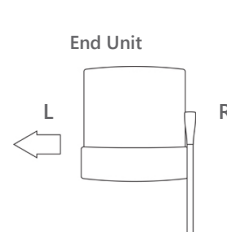
**Start Unit**

Connects to a Linking Table or Middle Unit from the right side (R).



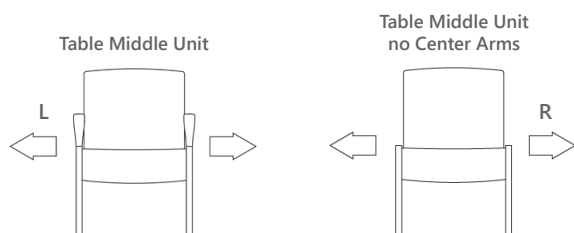
**Middle Unit**

Connects to a Start Unit or another Middle Unit from the left side (L). Connects to a Linking Table or another Middle Unit from the right side (R).



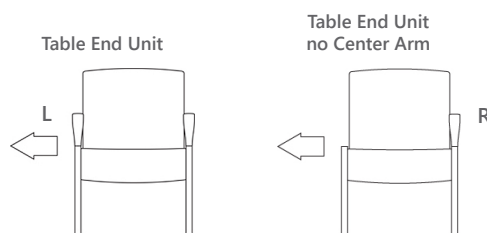
**End Unit**

Connects to a Middle Unit with Center Arm from the left side (L).



**Table Middle Unit**

Connects to a Linking Table from the left side (L). Connects to a Linking Table or another Middle Unit from the right side (R).



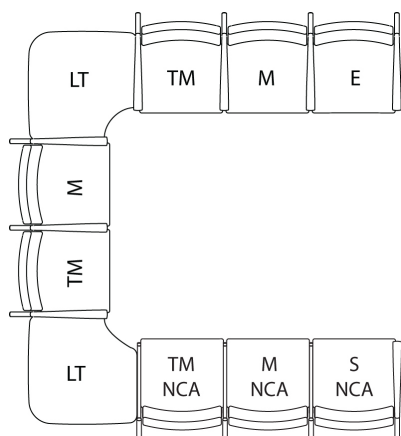
**Table End Unit**

Connects to a Linking Table from the left side (L).

**Please Note:** A drawing showing the configuration of linking tables and seating is required with each purchase order. If you need any assistance with the layout configuration please contact your healthcentric representative.

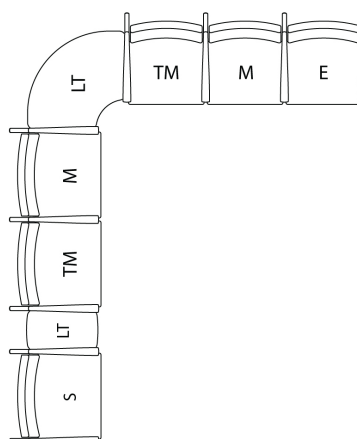
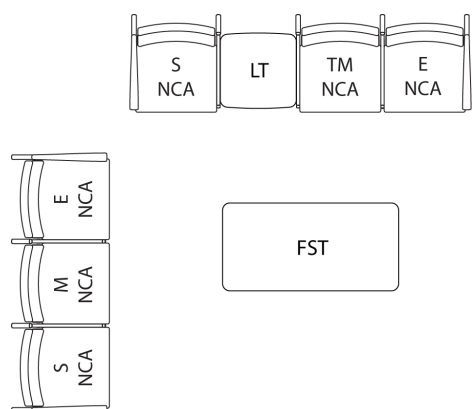
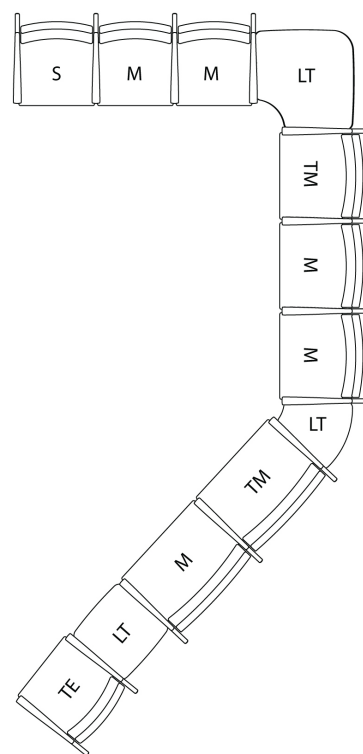
## Sample Configurations

See below for sample configurations of when you would use Start, Middle and End Multiple Units.



### Legend

**S** - Start Unit  
**M** - Middle Unit  
**TM** - Table Middle Unit  
**E** - End Unit  
**TE** - Table End Unit  
**NCA** - No Center Arm  
**LT** - Linking Table  
**FST** - Free Standing Table



START, MIDDLE & END **GUEST** UNITS WITH AND WITHOUT CENTER ARM

**Dimensions and COM Requirements:**  
Guest Start Unit, Guest Table Middle Unit, Guest Table End Unit

	Overall Width (in)	Overall Depth (in)	Overall Height (in)	Seat Height (in)	Height of Arms from Floor (in)	Width Between Arms/Center Link (in)	Seat Depth (in)	Chair Weight (lbs)	COM Yardage Seat and Back	COM Yardage Seat	COM Yardage Back
21" Seat	25.25	26.75	34.5	18	25.5	20.75	19	44	2.0	1.5	2.0
24" Seat	28.25	26.75	34.5	18	25.5	23.75	19	49	2.0	1.5	2.0
30" Seat	34	26.75	34.5	18	25.5	29.5	19	54	3.5	1.5	2.0

**Dimensions and COM Requirements:**  
Guest Middle Unit

	Overall Width (in)	Overall Depth (in)	Overall Height (in)	Seat Height (in)	Height of Arms from Floor (in)	Width Between Arms (in)	Seat Depth (in)	Chair Weight (lbs)	COM Yardage Seat and Back	COM Yardage Seat	COM Yardage Back
21" Seat	22.5	26.75	34.5	18	25.5	20.75	19	36	2.0	1.5	2.0
24" Seat	25.25	26.75	34.5	18	25.5	23.75	19	41	2.0	1.5	2.0
30" Seat	31.25	26.75	34.5	18	25.5	29.5	19	46	3.5	1.5	2.0



## START, MIDDLE &amp; END GUEST UNITS WITH AND WITHOUT CENTER ARM

Dimensions and COM Requirements:  
Guest End Unit

	Overall Width (in)	Overall Depth (in)	Overall Height (in)	Seat Height (in)	Height of Arms from Floor (in)	Width Between Arms/Center Link (in)	Seat Depth (in)	Chair Weight (lbs)	COM Yardage Seat and Back	COM Yardage Seat	COM Yardage Back
21" Seat	22.5	26.75	34.5	18	25.5	20.75	19	36	2.0	1.5	2.0
24" Seat	25.25	26.75	34.5	18	25.5	23.75	19	41	2.0	1.5	2.0
30" Seat	31.25	26.75	34.5	18	25.5	29.5	19	46	3.5	1.5	2.0

## COM: Yardage Requirements

	Yardage Seat and Back	Yardage Seat	Yardage Back
21" - One chair	2.0	1.5	2.0
21" - Two chairs	4.0	2.0	2.5
21" - Three chairs	6.5	3.0	3.5
24" - One chair	2.0	1.5	2.0
24" - Two chairs	4.0	2.0	2.5
24" - Three chairs	6.5	3.0	3.5
30" - One chair	3.5	1.5	2.0
30" - Two chairs	6.5	2.5	4.0
30" - Three chairs	9.5	4.0	5.5



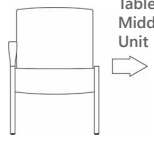
Multiple yardage requirements can be used for Aloe Guest Back Start, Middle and End Multiple seating.

Note: Some vinyls, leathers and upholsteries are not suitable for application on Aloe seating. Please see page 10 for details on COM requirements.

## START, MIDDLE &amp; END GUEST UNITS WITH AND WITHOUT CENTER ARM



Aloe Guest Start Units

DESCRIPTION/MODEL	COM											IC Plus**	
	1	2	3	4	5	6	7	8	9	10	11		12
<b>GUEST START WITH CENTER ARM</b>	<b>21" Start Guest Unit, Upholstered Back</b>												
	ALO-MS-SG-U-21-OA	1,043	1,106	1,171	1,234	1,298	1,361	1,425	1,490	1,553	1,619	1,680	1,745
	<b>24" Start Guest Unit, Upholstered Back</b>												
	ALO-MS-SG-U-24-OA	1,157	1,226	1,295	1,362	1,432	1,501	1,569	1,640	1,708	1,776	1,845	1,914
	<b>30" Start Guest Unit, Upholstered Back</b>												
	ALO-MS-SG-U-30-OA	1,337	1,415	1,493	1,570	1,648	1,727	1,803	1,880	1,958	2,036	2,114	2,192
<b>GUEST START NO CENTER ARM</b>	<b>21" Start Guest Unit No Center Arm, Upholstered Back</b>												
	ALO-MSNCA-SG-U-21-OA	976	1,039	1,103	1,167	1,230	1,293	1,358	1,421	1,486	1,549	1,612	1,676
	<b>24" Start Guest Unit, No Center Arm Upholstered Back</b>												
	ALO-MSNCA-SG-U-24-OA	1,085	1,153	1,223	1,291	1,359	1,430	1,498	1,567	1,636	1,704	1,774	1,842
	<b>30" Start Guest Unit, No Center Arm Upholstered Back</b>												
	ALO-MSNCA-SG-U-30-OA	1,271	1,349	1,425	1,503	1,582	1,659	1,736	1,814	1,893	1,970	2,048	2,126

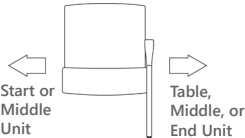
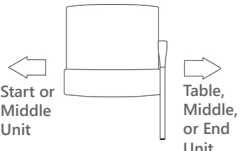
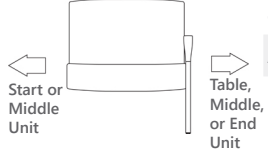
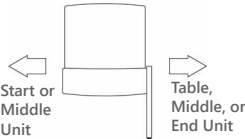
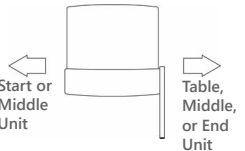
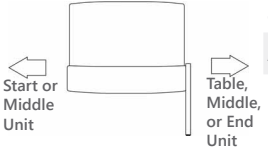
\*\*IC Plus Can only be specified on the seat and is not available for the backrest. Additional upholstery is required for the backrest when IC Plus is specified on the seat. In order to calculate the price of the unit, find the average price of the IC Plus and the backrest upholstery price.

Note: Refer to the Zone Freight Chart on page 14 to calculate freight cost.

START, MIDDLE & END GUEST UNITS WITH AND WITHOUT CENTER ARM



Aloe Guest Middle Units

		COM											IC Plus**
DESCRIPTION/MODEL		1	2	3	4	5	6	7	8	9	10	11	12
	<b>21" Middle Guest Unit, Upholstered Back</b>												
	ALO-MS-MG-U-21-OA	932	996	1,061	1,123	1,186	1,251	1,315	1,379	1,443	1,505	1,570	1,633
	<b>24" Middle Guest Unit, Upholstered Back</b>												
	ALO-MS-MG-U-24-OA	1,045	1,116	1,184	1,251	1,321	1,390	1,460	1,528	1,596	1,666	1,734	1,804
	<b>30" Middle Guest Unit, Upholstered Back</b>												
	ALO-MS-MG-U-30-OA	1,098	1,175	1,252	1,330	1,409	1,486	1,564	1,640	1,718	1,796	1,874	1,951
	<b>21" Middle Guest Unit No Center Arm, Upholstered Back</b>												
	ALO-MSNCA-MG-U-21	833	898	961	1,025	1,088	1,152	1,216	1,280	1,343	1,409	1,470	1,536
	<b>24" Middle Guest Unit, No Center Arm Upholstered Back</b>												
	ALO-MSNCA-MG-U-24	932	1,001	1,069	1,138	1,207	1,276	1,346	1,415	1,483	1,551	1,621	1,690
	<b>30" Middle Guest Unit, No Center Arm Upholstered Back</b>												
	ALO-MSNCA-MG-U-30	1,129	1,207	1,285	1,361	1,439	1,518	1,595	1,673	1,751	1,830	1,905	1,983

\*\*IC Plus Can only be specified on the seat and is not available for the backrest. Additional upholstery is required for the backrest when IC Plus is specified on the seat. In order to calculate the price of the unit, find the average price of the IC Plus and the backrest upholstery price.

Note: Refer to the Zone Freight Chart on page 14 to calculate freight cost.

## START, MIDDLE &amp; END GUEST UNITS WITH AND WITHOUT CENTER ARM

DESCRIPTION/MODEL	COM											IC Plus**
	1	2	3	4	5	6	7	8	9	10	11	12
<b>GUEST TABLE MIDDLE WITH CENTER ARM</b>	<b>21" Table Middle Guest Unit, Upholstered Back</b>											
ALO-MS-TMG-U-21-OA	1,043	1,106	1,171	1,234	1,298	1,361	1,425	1,490	1,553	1,619	1,680	1,745
												
<b>GUEST TABLE MIDDLE NO CENTER ARMS</b>	<b>24" Table Middle Guest Unit, Upholstered Back</b>											
ALO-MS-TMG-U-24-OA	1,157	1,226	1,295	1,362	1,432	1,501	1,569	1,640	1,708	1,776	1,845	1,914
												
<b>GUEST TABLE MIDDLE NO CENTER ARMS</b>	<b>30" Table Middle Guest Unit, Upholstered Back</b>											
ALO-MS-TMG-U-30-OA	1,337	1,415	1,493	1,570	1,648	1,727	1,803	1,880	1,958	2,036	2,114	2,192
												
<b>GUEST TABLE MIDDLE NO CENTER ARMS</b>	<b>21" Table Middle Guest Unit No Center Arm, Upholstered Back</b>											
ALO-MSNCA-TMG-U-21	863	928	991	1,053	1,118	1,182	1,246	1,310	1,373	1,437	1,500	1,565
												
<b>GUEST TABLE MIDDLE NO CENTER ARMS</b>	<b>24" Table Middle Guest Unit, No Center Arm Upholstered Back</b>											
ALO-MSNCA-TMG-U-24	963	1,033	1,100	1,170	1,238	1,308	1,377	1,446	1,515	1,583	1,652	1,721
												
<b>GUEST TABLE MIDDLE NO CENTER ARMS</b>	<b>30" Table Middle Guest Unit, No Center Arm Upholstered Back</b>											
ALO-MSNCA-TMG-U-30	1,158	1,236	1,313	1,391	1,468	1,547	1,625	1,703	1,779	1,859	1,936	2,012
												

\*\*IC Plus Can only be specified on the seat and is not available for the backrest. Additional upholstery is required for the backrest when IC Plus is specified on the seat. In order to calculate the price of the unit, find the average price of the IC Plus and the backrest upholstery price.

Note: Refer to the Zone Freight Chart on page 14 to calculate freight cost.


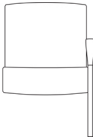

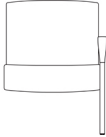

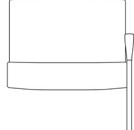



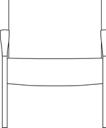
START, MIDDLE & END **GUEST** UNITS WITH AND WITHOUT CENTER ARM



Aloe Guest End Units



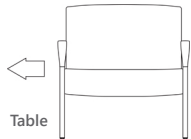
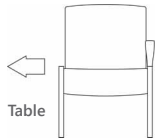
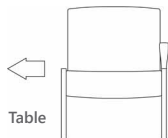
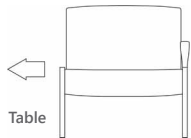
See pages 49-51 for linking table options

		COM											IC Plus**	
DESCRIPTION/MODEL		1	2	3	4	5	6	7	8	9	10	11	12	
<b>GUEST END</b>		<b>21" End Guest Unit, Upholstered Back</b>												
 Middle with Center Arm		ALO-MS-EG-U-21-OA	932	996	1,061	1,123	1,186	1,251	1,315	1,379	1,443	1,505	1,570	1,633
<b>GUEST END</b>		<b>24" End Guest Unit, Upholstered Back</b>												
 Middle with Center Arm		ALO-MS-EG-U-24-OA	1,045	1,116	1,184	1,251	1,321	1,390	1,460	1,528	1,596	1,666	1,734	1,804
<b>GUEST END</b>		<b>30" End Guest Unit, Upholstered Back</b>												
 Middle with Center Arm		ALO-MS-EG-U-30-OA	1,098	1,175	1,252	1,330	1,409	1,486	1,564	1,640	1,718	1,796	1,874	1,951
<b>GUEST TABLE END WITH CENTER ARM</b>		<b>21" Table End Guest Unit, Upholstered Back</b>												
 Table		ALO-MS-TEG-U-21-OA	1,043	1,106	1,171	1,234	1,298	1,361	1,425	1,490	1,553	1,619	1,680	1,745
<b>GUEST TABLE END WITH CENTER ARM</b>		<b>24" Table End Guest Unit, Upholstered Back</b>												
 Table		ALO-MS-TEG-U-24-OA	1,157	1,226	1,295	1,362	1,432	1,501	1,569	1,640	1,708	1,776	1,845	1,914

\*\*IC Plus Can only be specified on the seat and is not available for the backrest. Additional upholstery is required for the backrest when IC Plus is specified on the seat. In order to calculate the price of the unit, find the average price of the IC Plus and the backrest upholstery price.

Note: Refer to the Zone Freight Chart on page 14 to calculate freight cost.

## START, MIDDLE &amp; END GUEST UNITS WITH AND WITHOUT CENTER ARM

	COM											IC Plus**
DESCRIPTION/MODEL	1	2	3	4	5	6	7	8	9	10	11	12
 Table	<b>30" Table End Guest Unit, Upholstered Back</b>											
	ALO-MS-TEG-U-30-OA	1,337	1,415	1,493	1,570	1,648	1,727	1,803	1,880	1,958	2,036	2,114
 Table	<b>21" Table End Guest Unit No Center Arm, Upholstered Back</b>											
	ALO-MSNCA-TEG-U-21-OA	976	1,039	1,103	1,167	1,230	1,293	1,358	1,421	1,486	1,549	1,612
 Table	<b>24" Table End Guest Unit, No Center Arm Upholstered Back</b>											
	ALO-MSNCA-TEG-U-24-OA	1,085	1,153	1,223	1,291	1,359	1,430	1,498	1,567	1,636	1,704	1,774
 Table	<b>30" Table End Guest Unit, No Center Arm Upholstered Back</b>											
	ALO-MSNCA-TEG-U-30-OA	1,271	1,349	1,425	1,503	1,582	1,659	1,736	1,814	1,893	1,970	2,048

\*\*IC Plus Can only be specified on the seat and is not available for the backrest. Additional upholstery is required for the backrest when IC Plus is specified on the seat. In order to calculate the price of the unit, find the average price of the IC Plus and the backrest upholstery price.

Note: Refer to the Zone Freight Chart on page 14 to calculate freight cost.

## START, MIDDLE &amp; END GUEST UNITS WITH AND WITHOUT CENTER ARM

## Options

Description	Option Code	Upcharge	Notes
Removable seat clip system	ALOECLIP	72/per seat	See page 18 for details.
Inside Sealed Seams	ISS	107/per cushion	Seams can be sealed from the inside with silicon to add an extra layer of protection and prevent penetration of fluids, pathogens and bed bugs through the vinyl stitching.
Combination Upholstery (more than one fabric used on the same unit)			When using combination upholstery of different grades, calculate the average price of all grade fabrics. Please provide the specified fabric information and where each fabric will be used on the chair.
Combination Upholstery - two fabrics	CU2	No charge	
Linking Tables			Linking table options are available. Please see pages 48-51.
Frame Color	See page 11	57	Standard frame color is Silver. Additional colors available.
Gray Arm Caps	GA	14	Gray urethane arm caps.

Please note: A drawing showing the configuration of linking tables and seating is required with each purchase order. Call for instructions and pricing on re-configurations.

## Product Code Key

Line	Series	Chair Type	Back Type	Size	Arm Type	Arm Cap
[ALO]	[MS]	[SG]	[U]	[21]	[OA]	[UR]
Aloe	Multiple Seating	Start Unit Guest Chair	Upholstered	[24]	Open Arm	Urethane
	[MSNCA]	[MG]		[30]		
	Multiple Seating, NCA	Middle Unit Guest Chair				
		[TMG]				
		Table Middle Unit Guest Chair				
		[EG]				
		End Unit Guest Chair				
		[TEG]				
		Table End Unit Guest Chair				



ALOE

LINKING  
TABLES

# Aloe Linking Tables

Designed to work with all  
Aloe Multiple Seating units



12" Center Rectangle Linking Table  
with Aloe 30" Bariatric Guest Chair

ALO – GA – 12CST –

Line Series Type Position

**Configuration (from left to right as you are facing the chair configuration):**

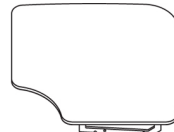
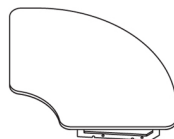
24" Start Guest Unit, Linked 21" Center Square Table, 21" Middle Guest Unit, Linked Right Angle Corner 90° Table, 21" Guest Table End, Rectangular Free Standing Table.

Linking tables are designed to work with all Aloe Multiple Seating Table Units (with and without arms).

Linked Table - Center

Linked Table - 45 Degrees

Linked Table - 90 Degrees

Linked Table - Right Angle  
Corner 90 Degrees

12" Center Rectangle

Inside Connector 45°

Inside Connector 90°


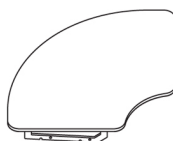

Inside Right Angle  
Corner 90°

ALO-GA-12CST

ALO-GA-45CT-IN

ALO-GA-90CT-IN

ALO-GA-RACT-IN



21" Center Square

Outside Connector 45°

Outside Connector 90°

Outside Right Angle  
Corner 90°

ALO-GA-21CST

ALO-GA-45CT-OUT

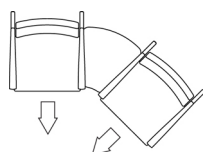
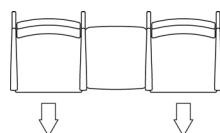
ALO-GA-90CT-OUT

ALO-GA-RACT-OUT

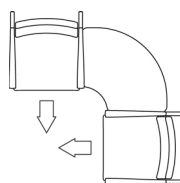
**Linking Table Configurations**Linked Table - Center  
(12" or 21")

Linked Table - 45 Degrees

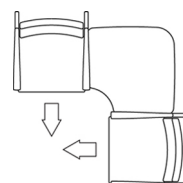
Linked Table - 90 Degrees

Linked Table - Right Angle  
Corner 90 Degrees

Inside



Inside



Inside

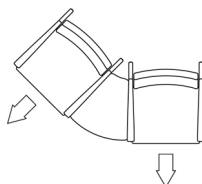
**Above configuration:**  
Start Unit with Linked Center  
Table and Table End Unit

**Above configuration:**  
Start Unit with Linked Inside  
45 Degree Table and Table  
End Unit

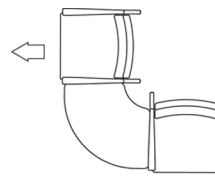
**Above configuration:**  
Start Unit with Linked Inside  
90 Degree Table and Table  
End Unit

**Above configuration:**  
Start Unit with Linked Inside  
Corner 90 Degree Table and  
Table End Unit

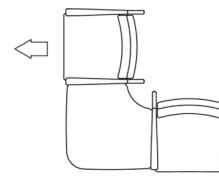
**Please note:** A drawing showing the configuration of linking tables and seating is required with each purchase order. If you need any assistance with the layout configuration please contact your healthHcentric representative.



Outside



Outside




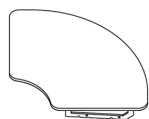
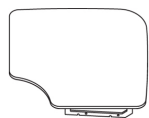


Outside

**Above configuration:**  
Start Unit with Linked Outside  
45 Degree Table and Table  
End Unit

**Above configuration:**  
Start with Linked Outside  
90 Degree Table and Table  
End Unit

**Above configuration:**  
Start Unit with Linked Outside  
Corner 90 Degree Table and  
Table End Unit



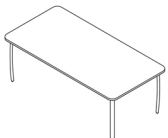



DESCRIPTION/MODEL	High Pressure Laminate Finish	W	D	H	Weight (lbs)	Cubes (cu ft)	Notes	
	12" Center Rectangle Table							
	ALO-GA-12CST	729	12	21	17	15	1.5	
	21" Center Square Table							
	ALO-GA-21CST	556	21	21	17	20	2	
	Connector 45° Table							
	ALO-GA-45CT-IN	646	20.75	22.3	17	20	2	
	ALO-GA-45CT-OUT							
	Connector 90° Table							
	ALO-GA-90CT-IN	660	28.75	28.75	17	35	5	Includes a leg support in the outer corner.
	ALO-GA-90CT-OUT							
	Right Angle Corner 90° Table							
	ALO-GA-RACT-IN	833	29	29	17	35	5	Includes a leg support in the outer corner.
	ALO-GA-RACT-OUT							

Note: Refer to the Zone Freight Chart on page 14 to calculate freight cost.

## Options

Description	Options and Codes	Applicable Upcharge	Notes
Frame Color	See page 11	57	Standard leg color is Silver. Additional colors are available for an upcharge per chair.
High Pressure Laminate Finishes	See page 12	No upcharge for stocked finishes	Aloe tables are available in a variety of high pressure laminate finishes.



DESCRIPTION/MODEL	High Pressure Laminate Finish	W	D	H	Weight (lbs)	Cubes (cu ft)
 <b>21" Free Standing Table</b> ALO-FR-21SQT	622	21	21	17	20	2
 <b>24" Free Standing Table</b> ALO-FR-24SQT	629	24	24	17	30	2
 <b>Rectangular Free Standing Table</b> ALO-FR-48RET	869	48	24	17	48	3
 <b>24" Round Free Standing Table</b> ALO-FR-24ROT	629	24 diameter		17	30	2
 <b>36" Round Free Standing Table</b> ALO-FR-36ROT	888	36 diameter		17	38	4
 <b>36" Oval Free Standing Table</b> ALO-FR-36OVT	888	36	20	17	48	2

Note: Refer to the Zone Freight Chart on page 14 to calculate freight cost.

## Options

Description	Options and Codes	Applicable Upcharge	Notes
Frame Color	See page 11	57	Standard leg color is Silver. Additional colors are available for an upcharge per chair.
High Pressure Laminate Finishes	See page 12	No upcharge for stocked finishes	Aloe tables are available in a variety of high pressure laminate finishes.

ALOE

SLEEPER CHAIRS

# Aloe Sleeper Chairs

The most intuitive sleeper chairs on the market.



Aloe Sleeper Club Chair  
with Urethane Arm Caps

ALO – SCC  
Line Chair Type





**Aloe Sleeper Club Chair**  
Shown in extended position



## Dimensions & COM Requirements

	Total Width (in)	Total Depth Extended (in)	Total Height (in)	Seat Height (in)	Bed Depth (in)	Height of Arms from Floor (in)	Width Between Arms (in)	Seat Depth (in)	Chair Weight (lbs)	Chair Weight Capacity (lbs)	COM Yardage Seat and Back	COM Yardage Seat	COM Yardage Back	COM Yardage Closed Arm Panels
Aloe Sleeper	32	83	38.5	18	80.5	25.57	27	20.3	120	<b>750</b>	7.0	4.0	3.0	
Aloe Sleeper Club	35	83	38.5	18	80.5	25.875	27	20.3	140	<b>750</b>	7.0	4.0	3.0	3.0



**Aloe Sleeper Chair**

**A sleeper chair so intuitive, everyone can rest easy. Aloe Sleeper Chairs seamlessly convert without the use of mechanical parts.**

Designed to effortlessly convert into a chair or bed, the Aloe Sleeper Chair's intuitive design requires no training and can be easily moved from one patient room to another. The Aloe Sleeper Chair frame is backed by the longest warranty currently on the market for a sleeper chair.

Easy to clean and maintain, the Aloe Sleeper Chairs have no catch points.

The Aloe Sleeper Club Chair version combines the ease of use and intelligent design of the Aloe Sleeper Chair with stylish arms that create a relaxing and warm healthcare atmosphere.

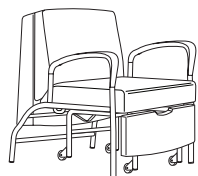
**Aloe Sleeper Chair**  
Shown in extended position



COM

## DESCRIPTION/MODEL

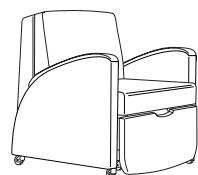
1 2 3 4 5 6 7 8 9 10 11 12

**Sleeper Chair**

ALO-SLP

3,497 3,664 3,830 3,997 4,163 4,330 4,498 4,662 4,828 4,995 5,162 **5,329**

Easy to use, clean and maintain, the Aloe Sleeper Chair's unique patent-pending design improves durability and integrates open frame features for superior cleanability and infection control.

**Sleeper Club Chair**

ALO-SCC

4,400 4,613 4,826 5,039 5,254 5,467 5,680 5,893 6,107 6,320 6,534 **6,748**

The Aloe Sleeper Club Chair version combines the ease of use and intelligent design of the Aloe Sleeper Chair with stylish arms that create a relaxing and warm healthcare atmosphere.

Note: Refer to the Zone Freight Chart on page 14 to calculate freight cost.

**Options**

Description	Option Code	Upcharge	Notes
<i>Inside Sealed Seams</i>	ISS	107 / per cushion	Seams can be sealed from the inside with silicon to add an extra layer of protection and prevent penetration of fluids, pathogens and bed bugs through the vinyl stitching.
<i>Combination Upholstery (more than one fabric used on the same unit)</i>			
Combination Upholstery - two fabrics	CU2	No charge	When using combination upholstery of different grades, calculate the average price of all grade fabrics. Please provide the specified fabric information and where each fabric will be used on the chair.
<i>Frame Color</i>	See page 11	57	Standard frame color is Silver. Additional colors are available for an upcharge per chair.

**Product Code Key**

Line	Series	Arm Cap
[ALO] Aloe	[SLP] Sleeper Chair	
		[UR] Urethane
	[SCC] Sleeper Club Chair	

# STACKABLE & GUEST SEATING

# Stackable & Guest Seating

Designed from top to bottom to be easily cleaned and to maximize space.



iCentric Stacker  
with Arms and Silver Color Option

ICENTRIC - STACKER - A

Line

Chair Type

Arm Type

OVERVIEW	ALOÉ	ALOÉ	ALOÉ	ALOÉ	STACKABLE & GUEST SEATING	STOOLS & SIT STANDS	ERGONOMIC TASK CHAIRS	ACCESSORIES & OPTIONS
	GUEST & PATIENT	MULTIPLE SEATING	LINKING TABLES	SLEEPER CHAIRS				



**ecoCentric Stacker with Upholstered Seat**  
Shown with Gray Plastic Back and Silver Frame  
Color Option



**iCentric Stacker with Arms**  
Shown with Silver Frame Color Option



**iCentric Guest Upholstered Chair**

healthHcentric stackable and guest seating offer superior infection control features and are backed by a 10 year warranty. The IC Plus PVC-free upholstered seat and under seat seal completely seal the seat pan, including the underside of the seat, to offer a seamless and impermeable solution against liquids and pathogens.

The Upholstered Stacker is designed to provide a comfortable solution for short term waiting areas and guest seating.



#### DURABLE & COMFORTABLE

healthHcentric stackable and guest chairs are designed from top to bottom to be easily cleanable and easily sterilized. The seamless IC Plus seat pan is completely sealed underneath. Despite the strength of IC Plus it is soft enough to be comfortable while sitting. Easy to clean, stackable plastic seating is also available. The chairs' design includes scalloped indentations for the spine and buttocks for improved comfort.

Stacker Guest chair frames are made using 14 gauge, 7/8" steel tubing, making them ideal for areas where repetitive use and cleanability is a priority. The frames modular design allows arm options to be specified without any loss of structural integrity. Arms have been tested to greater than 400 lbs of pressure which means they will never loosen in use. Stackable and guest chairs are warranted up to 300 lbs.



#### ABILITY TO MAXIMIZE SPACE

healthHcentric stackers can be configured to maximize space within waiting areas. Stackers can be ganged with or without arms to create rows or separated to form groupings and temporary seating areas should it be required.



#### ICENTRIC GUEST CHAIRS

The iCentric Guest Series offers the same durability, comfort and modular design as our regular guest and stackable seating and are designed to match these chair's aesthetics to form a coherent look.

Upholstered iCentric Guest chairs are warranted up to 350-500 lbs.

## Dimensions

Stacker Model	Overall Width (in)	Overall Depth (in)	Overall Height (in)	Seat Height (in)	Height of Arms from Floor (in)	Width Between Arms (in)	Seat Depth (in)	Chair Weight (lbs)	Chair Weight Capacity (lbs)
ecoCentric Stacker, Plastic Seat and Back without Arms	20.25	21	33	17	Not applicable	Not applicable	18.5	17	300
ecoCentric Stacker, Plastic Seat and Back with Arms	23.75	21	33	17	26.25	18	18.5	19	300
ecoCentric Stacker, Plastic Back and Upholstered Seat without Arms	20.25	21	33	17	Not applicable	Not applicable	18.5	16	300
ecoCentric Stacker, Plastic Back and Upholstered Seat with Arms	23.75	21	33	17	26.25	18	18.5	18	300
iCentric Stacker, Upholstered Back and Seat without Arms	20.25	19.5	33	17	Not applicable	Not applicable	19.5	18	300
iCentric Stacker, Upholstered Back and Seat with Arms	23.75	19.5	33	17	26.25	18	19.5	20	300
iCentric Guest, Upholstered, Back and Seat with Arms 21"	26	27	36	19.5	26	23.75	20	41	350
iCentric Guest, Upholstered, Back and Seat with Arms 24"	30	27	36	19.5	26	26.5	20	43	450
iCentric Guest, Upholstered, Back and Seat with Arms 30"	36	27	36	19.5	26	32.25	21	47	500

\*Please refer to our **Cross Reference Guide** on page 109 for product change notifications.

## COM: Yardage Requirements





Stacker Model	Yardage Seat and Back	Yardage Seat	Yardage Back
ecoCentric Stacker, Plastic Back and Upholstered Seat without Arms	Not applicable	1.0	Not applicable
ecoCentric Stacker, Plastic Back and Upholstered Seat with Arms	Not applicable	1.0	Not applicable
iCentric Stacker, Upholstered Back and Seat without Arms	1.25	1.0	1.0
iCentric Stacker, Upholstered Back and Seat with Arms	1.25	1.0	1.0
iCentric Guest, Upholstered, Back and Seat with Arms 21"	3.0	1.5	1.5
iCentric Guest, Upholstered, Back and Seat with Arms 24"	3.5	2.0	2.0
iCentric Guest, Upholstered, Back and Seat with Arms 30"	4.0	2.5	2.0



**ecoStacker with Cart Option**  
Shown without arms. Stackable 6 units high without cart and 10 units high with cart



**ecoStacker**  
Shown with arms

		COM												IC Plus
DESCRIPTION/MODEL	ARM TYPE	1	2	3	4	5	6	7	8	9	10	11	12	
	Stacker, Plastic Back and Seat													
	ECO-STACKER	Without Arms	333											
	Stacker with Arms, Plastic Back and Seat													
	ECO-STACKER-A	With Arms	391											
	Stacker, Plastic Back and Upholstered Seat													
	ECO-STACKER-UPH	Without Arms	403	412	422	431	440	450	459	469	478	488	497	507
	Stacker with Arms, Plastic Back and Upholstered Seat													
	ECO-STACKER-UPH-A	With Arms	462	472	481	491	500	510	519	529	538	548	557	565

\*Please refer to our **Cross Reference Guide** on page 109 for product change notifications.

### Ordering 5 or more ECO-STACKERS?

Take 15% off list price in addition to regular dealer discount.

Stackers must be shipped in increments of 5 (i.e. 5, 10, 15).

## Specifications

Description	eco-STACKER	eco-STACKER-A	Notes
<i>Backrest</i>			
Black Dual Curve Plastic Backrest	20" w x 12.5" h	20" w x 12.5" h	Unique scalloped indentations for the spine. Handle in back for easy movement.
<i>Seat</i>			
Black Dual Curve Waterfall Plastic Seat (PLAS)	18" w x 18.5" d	18" w x 18.5" d	Unique scalloped indentations for the seat bones
Upholstered Seat (STS)	18" w x 19.5" d	18" w x 19.5" d	High Resilient (HR) foam ensures longer-term comfort and no bottoming. Dual curve waterfall seat.
<i>Seat Height</i>	17"	17"	
<i>Frame (Stackable 6 Units High or 10 Units High with Cart Option)</i>			
14 Gauge, 7/8" Steel Tube Frame	•	•	Black
Legs with Durable Custom Glides	•	•	Offers additional stability. See page 104 for Glides information.
Black Textured Semi-Gloss Powder Coat Paint	•	•	
Glass Filled Plastic Arms (Black)	N/A	•	



## Options



Description	ECO-STACKER	ECO-STACKER-A	Option Code	Upcharge	Notes
<i>Backrest</i>					
Gray Plastic Back	•	•	PLABG	No charge	Unique scalloped indentations for the spine. Handle in back for easy movement.
<i>Seat</i>					
Gray Dual Curve Waterfall Plastic Seat	•	•	PLASG	No charge	18" w x 18.5" d Unique scalloped indentations for the seat bones. Available for Plastic back and seat stacker models only
<i>Base/Glides/Casters</i>					
Urethane Stacker Casters	•	•	USC	88	For multi surface use.
<i>Frame</i>					
Gray Arm Cap	•	•	GAC	No charge	
Frame Color	•	•	See page 11	39	Standard frame color is Black. Additional colors are available for an upcharge per chair. Please see page 13 for additional color options.
Ganging Brackets (set of 2)	•	•	GB	44	
Cart	•	•	CART	418	23" w x 29.75" l x 14.75" h Stackable 6 units high without cart and 10 units high with cart.
Wall Saver Frame Black	•	•	WSF	63	



ecoCentric Stacker with Arms



ecoCentric Stacker without Arms

		COM											IC Plus**
DESCRIPTION/MODEL	ARM TYPE	1	2	3	4	5	6	7	8	9	10	11	12
	Stacker, Upholstered Back and Seat												
	i-STACKER	Without Arms	501	541	557	574	592	608	626	643	660	677	693
	Stacker with Arms, Upholstered Back and Seat												
	i-STACKER-A	With Arms	560	600	616	633	650	667	684	702	718	735	751

\*Please refer to our **Cross Reference Guide** on page 109 for product change notifications.

\*\*IC Plus Can only be specified on the seat and is not available for the backrest. Additional upholstery is required for the backrest when IC Plus is specified on the seat. In order to calculate the price of the unit, find the average price of the IC Plus and the backrest upholstery price.

## Specifications

Description	i-STACKER	i-STACKER-A	Notes
<i>Backrest</i>			
Dual Curve Backrest	19" w x 15.5" h	19" w x 15.5" h	Upholstered backrest. Back brackets are concealed except when upholstered in vinyl or PVC free fabrics.
Black Plastic Back Cap	•	•	
<i>Seat</i>			
Upholstered Seat	18.5" w x 19.5" d	18.5" w x 19.5" d	High Resilient (HR) foam ensures longer-term comfort and no bottoming. Dual curve waterfall seat.
<i>Seat Height</i>	17"	17"	
<i>Frame (Stackable 6 Units High or 10 Units High with Cart Option)</i>			
14 Gauge, 7/8" Steel Tube Frame	•	•	Black
Legs with Durable Custom Glides	•	•	Offers additional stability. See page 104 for Glides information.
Black Textured Semi-Gloss Powder Coat Paint	•	•	
Glass Filled Urethane Arms (Black)	N/A	•	



**iCentric Stacker with Optional Casters**  
Chair can be stacked with casters

### Ordering 5 or more i-STACKERS?

Take 15% off list price in addition to regular dealer discount.


Stackers must be shipped in increments of 5 (i.e. 5, 10, 15).



**iCentric Stacker with Arms**  
Shown with Silver Frame Color Option

## Options


Description	i-STACKER	i-STACKER-A	Option Code	Upcharge	Notes
<i>Base/Glides/Casters</i>					
Urethane Stacker Casters	•	•	USC	88	For multi surface use.
<i>Frame</i>					
Gray Arm Cap	Not available	•	GAC	No charge	
Frame Color	•	•	See page 11	39	Standard frame color is Black. Additional colors are available for an upcharge per chair.
Ganging Brackets (set of 2)	•	•	GB	44	
Cart	•	•	CART	418	23" w x 29.75" l x 14.75" h Stackable 6 units high without cart and 10 units high with cart.
Wall Saver Frame (Black)	•	•	WSF	63	



**Cart Option**  
Stackable 6 units high without cart and 10 units high with cart

**iCentric Stacker**  
without Arms



	COM											IC Plus	
DESCRIPTION/MODEL	1	2	3	4	5	6	7	8	9	10	11	12	
	21" iCentric Guest with Arms, Upholstered Back and Seat												
	i-GUEST-21	737	764	780	796	812	828	844	861	877	893	909	925
	24" iCentric Guest with Arms, Upholstered Back and Seat												
	i-GUEST-24	799	826	842	858	874	891	907	923	939	955	971	987
	30" iCentric Guest with Arms, Upholstered Back and Seat												
	i-GUEST-30	861	887	903	919	935	952	968	984	1,000	1,016	1,032	1,048

\*Please refer to our **Cross Reference Guide** on page 109 for product change notifications.

\*\*IC Plus Can only be specified on the seat and is not available for the backrest. Additional upholstery is required for the backrest when IC Plus is specified on the seat. In order to calculate the price of the unit, find the average price of the IC Plus and the backrest upholstery price.

## Specifications

Description	i-GUEST	Notes
Backrest		
Dual Curve iCentric Backrest 21"	21" w x 17" h	Upholstered backrest. Back brackets are concealed except when upholstered in vinyl or PVC free fabrics.
Dual Curve iCentric Backrest 24"	24" w x 17" h	
Dual Curve iCentric Backrest 30"	30" w x 17" h	
iCentric Guest Seat		
Upholstered Seat 21"	21" w x 20" d	High Resilient (HR) foam ensures longer-term comfort and no bottoming.
Upholstered Seat 24"	24" w x 20" d	
Upholstered Seat 30"	30" w x 20" d	Dual curve waterfall seat.
Seat Height	19.5"	
Frame		
10 Gauge, 7/8" Steel Tube Frame	•	Black
Kick Back Wall Saver Legs with Durable Custom Glides	•	Offers additional stability. See page 104 for Glides information.
Black Textured Semi-Gloss Powder Coat Paint	•	
Glass Filled Urethane Arms (Black)	•	

**iCentric Guest 21"**  
Upholstered with Arms  
**Weight Capacity 350 lbs**



## Options

Description	Option Code	Upcharge	Notes
<i>Frame</i>			
Frame Color	See page 11	39	Standard frame color is Black. Additional colors: gray and chrome. Please see page 11 for additional color options.
Ganging clips (set of 2)	BGCF	68	



iCentric Guest 21"  
Upholstered with Arms  
Weight Capacity 350 lbs



iCentric Guest 24"  
Upholstered with Arms  
Weight Capacity 450 lbs



iCentric Guest 30"  
Upholstered with Arms  
Weight Capacity 500 lbs

# STOOLS & SIT-STANDS

# Stools & Sit-Stands

Designed from top to bottom  
for the medical profession.



**Saffron Lab C24**  
Shown with 24" Chrome Base

SAFF - LAB - MBR - DT - C24  
Line Chair Type Back Type Mech Type Base Type



**Ultimate Medical Stool**  
with Chrome Package



**Ind Spider Stool (C22)**  
with 22" Chrome Base



**healthHcentric Technician Stool**  
with Standard 24" Glass  
Reinforced Nylon Base



**ergoCentric Sit Stand**  
Shown with 22" Chrome  
Base and Foot Ring



**Saffron Lab C24 Stool**  
with Standard 24" Chrome Base



Seating Category	Seating Style	Mechanism	Seat Size (wxd)	Back Size (wxh)	Back Height	Independent Back Angle	Seat Angle	Seat Height	Pneumatic Lift	Knurled Dual Height	Base	Foot Ring	Standard
Medical Stools	Ultimate Medical Stool	Foot Pedal	16" DIA					17.5" - 24.75"	157mm		24"		Available in Black or Chrome base and lift
	Hands-free Medical Stool	Foot Pedal	14" DIA					18 5/8" - 24 5/8"	157mm		23"		Glass reinforced nylon
	Hands-free Medical Chair	Foot Pedal	19" x 17.25"	15.5" x 13"				18 5/8" - 24 5/8"	157mm		23"		Glass reinforced nylon
	Ind Spider Stool (C22)	Hand Ring	16" DIA					22.75" - 29.75"	200mm	•	22"	18" DIA Fixed 8.5"H	Chrome base and lift
	Star Base Stool	Hand Ring	16" DIA					13.5" - 18.5"	125mm		24"		Black base and lift
	healthCentric Technician Stool	Tube Mech	17.5" x 15.5"	14" x 10"	4"	•	•	TBD	140mm		24"		Glass reinforced nylon
	Bariatric Heavy Duty Stool	Hand Ring	16" DIA					14" - 19"	125mm		16"		Black 16" diameter solid base
Sit Stands	ergoCentric Sit Stand	Tube Mech	17.5" x 15.5"	14" x 10"	4"	•		19.25" - 35.5"	200mm	•	22"	18"D Fixed 8.5"H	Chrome base and foot ring
	ergoCentric Sit Stand	Tube Mech	18.5" x 17"	17" x 15"	4"	•		19.25" - 35.5"	200mm	•	22"	18"D Fixed 8.5"H	Chrome base and foot ring
Laboratory	Saffron Lab C24 Stool	3 Lever	20" x 19"	17" x 19"	4"	•	•	23" - 30"	200mm	•	24"	18" DIA Fixed 8.5"H	Chrome base and foot ring
	Saffron Lab FR	3 Lever	20" x 19"	17" x 19"	4"	•	•	21.5" - 28.5"	200mm	•	26"	20" DIA Adj.	Black base with chrome foot ring
	Ergo C Polyurethane Stool	3 Lever	20" x 19"	17" x 19"	4"	•	•		200mm		26"	20" DIA Adj.	Black base with nylon foot ring

Introducing the most hygienic stool on the market. The healthCentric Ultimate Medical Stool's foot activated adjustment treadle lever allows easy adjustment for multiple seat heights without the use of hands to help maintain infection control standards. Backed by a 10 year warranty, the IC Plus PVC-free upholstered seat and under seat seal completely seal the seat pan, including the underside of the seat, to offer a seamless and impermeable solution against liquids and pathogens.

The Ultimate Medical Stool was designed from top to bottom for the medical profession, with every inch and every feature created to be the ultimate in medical stool design. The Ultimate Medical Stool is GREENGUARD® certified.

#### ANTI-SLIP PROTECTION (with Frixion Healthcare Fabric)



healthCentric's new Frixion Healthcare Fabric is the only healthcare fabric that can be called ergonomic in that it allows the user to stay firmly positioned in their seat. It also withstands hospital grade cleaners and disinfectants. Frixion is created by adding healthCentric's proprietary anti-slip technology to a hospital grade coated fabric, to prevent falls from chairs.

#### DURABLE (with IC Plus Uphostery)



The Ultimate Medical Stool is designed from top to bottom to be easily cleanable and easily sterilized. Warranted for 10 years up to a weight of 280 lbs., the Ultimate Medical Stool is built to withstand the demands of a 24/7 environment.

#### FOOT ACTIVATED - Treadle




The Ultimate Medical Stool is foot activated to adjust the stool sitting height with our proprietary treadle, making height adjustments much easier than the round ring found on other foot activated stools without any concern of a shoe heel catching on the ring.

#### FOOT ACTIVATED - Disc



The Ultimate Medical Stool is foot activated to adjust the stool sitting height with our proprietary new disc. This 13-inch disc allows the user to adjust the seat height from any seated position, and the five plastic covers provide a non-slip shoe placement to complete the height adjustment.

#### COMFORTABLE & FLEXIBLE



The stool's high resilient seat foam ensures longer term comfort with no bottoming. The Ultimate Medical Stool can be customized with different seat sizes and a seat-back can be added to ensure comfort for multiple users and work requirements.



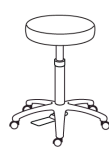

**The Ultimate Medical Stool**  
Chrome Package  
with IC Plus Seat  
and Treadle



**The Ultimate Medical Stool**  
Black Package  
with IC Plus Seat,  
Disc and Optional  
IC Plus Seat-Back



**The Ultimate Medical Stool**  
Chrome Package  
with Frixion Fabric  
Seat and Disc

		COM										IC Plus		
DESCRIPTION/MODEL		PACKAGE TYPE	1	2	3	4	5	6	7	8	9	10	11	12
	16" Diameter Upholstered Seat, Foot Activated - Treadle (Chrome)													
	STOOL-UMED-BLA	Black Package	501	515	527	541	553	567	579	594	606	619	634	644
	STOOL-UMED-CHR	Chrome Package	613	625	639	650	664	677	690	703	718	730	743	754
	16" Diameter Upholstered Seat, Foot Activated - Disc (Black)													
	STOOL-UMED-DISC-BLA	Black Package	501	515	527	541	553	567	579	594	606	619	634	644
	STOOL-UMED-DISC-CHR	Chrome Package	613	625	639	650	664	677	690	703	718	730	743	754

† Frixion is available on the seat only. To add the back in the matching upholstery, use backrest pricing below in the Options section.

## Specifications

Description	STOOL-UMED-BLA STOOL-UMED-DISC-BLA	STOOL-UMED-CHR STOOL-UMED-DISC-CHR	Notes
Seat			
16" Diameter Upholstered Seat	•	•	High Resilient (HR) foam ensures longer-term comfort and no bottoming.
Adjustments			
Seat Height - 157 mm Pneumatic Black Lift	17.75"-24.75"	N/A	Easy-to-use Treadle and Disc allows easy adjustment for multiple seat heights without the use of hands to help maintain infection control standards.
Seat Height - 157 mm Pneumatic Chrome Lift	N/A	17.75"-24.75"	
Base/Glides/Casters			
24" Glass Reinforced Nylon Base	•	N/A	For multi surface use.
24" Polished Aluminum Base	N/A	•	
Dual Wheel Urethane Casters	•	•	

## Options

Description	STOOL-UMED-BLA STOOL-UMED-DISC-BLA	STOOL-UMED-CHR STOOL-UMED-DISC-CHR	Option Code	Upcharge	Notes
<i>Seat-Back Black Bar</i>	•	•	SBKB	122	Dimensions: 14" w x 10" h (COM: 1.0 yd) Upholstered back cap with black back bar.
<i>Seat-Back Chrome Bar</i>	•	•	SBKC	154	Dimensions: 14" w x 10" h (COM: 1.0 yd) Upholstered back cap with chrome back bar.
<i>Base/Glides/Casters</i>					
2 1/4" Glides	•	•	2G	(46)	For multi surface use.
Lock-On Urethane Casters	•	•	LON	115	When the user's weight is on the chair, the wheels lock. With no weight on the chair, the caster unlocks and moves freely.
Lock-Off Urethane Casters	•	•	LOF	30	Ideal for use on tile floors. When the user's weight is off the chair, a brake is applied to prevent the chair from rolling away.
Single Wheel Urethane Casters	•	•	SWU	25	For multi surface use.
<i>Lifts</i>					
200 mm Pneumatic Black Lift	•	N/A	200mm	No charge	Seat height range: 23"-30.25"
200 mm Pneumatic Chrome Lift	N/A	•	200mmCH	No charge	Seat height range: 23"-30.25"

## Product Code Key

Line	Chair Type	Foot Activated Type	Package Type
[STOOL]	[UMED]	[T]/[DISC]	[BLA] - Black
Stools	Ultimate Medical Stool	Treadle/ Disc	[CHR] - Chrome

## THE HANDS-FREE MEDICAL SERIES | FEATURES

health**H**centric™

Introducing the most hygienic stool on the market. The healthHcentric Hands-free Medical Stool's foot activated adjustment treadle lever allows easy adjustment for multiple seat heights without the use of hands to help maintain infection control standards. Backed by a 10 year warranty, the IC Plus PVC-free upholstered seat and under seat seal completely seal the seat pan, including the underside of the seat, to offer a seamless and impermeable solution against liquids and pathogens.

The Hands-free Medical Series was designed from top to bottom for the medical profession, with every inch and every feature created to be the ultimate in medical stool design. The Hands-free Medical Series is GREENGUARD® certified.



### FOOT ACTIVATED

The Hands-free Medical Series is foot activated to adjust the stool sitting height with our proprietary new treadle, making height adjustments much easier than the round ring found on other foot activated stools without any concern of a shoe heel catching on the ring.



### DURABLE

The Hands-free Medical Series is designed from top to bottom to be easily cleanable and easily sterilized. Warranted for 10 years up to a weight of 280 lbs., the Hands-free Medical Series is built to withstand the demands of a 24/7 environment.



### COMFORTABLE & FLEXIBLE

The polyurethane seat and back on the Hands-free Medical Series provide excellent cushioning properties that offer high impact resistance and flexibility while providing a comfortable seat. The Hands-free Medical Series can be customized with different height adjustments and a seat-back option that ensures comfort for multiple users and work requirements.



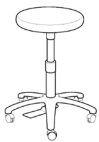
#### Hands-free Medical Stool

Shown with 14" diameter polyurethane seat



#### Hands-free Medical Chair

Shown with polyurethane seat and back

DESCRIPTION/MODEL	TYPE		
	<b>14" Diameter Polyurethane Seat</b>		
	HF-MED-STOOL	Polyurethane	462

## Specifications


Description	HF-MED-STOOL	Notes
<i>Seat</i>		
14" Diameter Polyurethane Seat	•	
<i>Adjustments</i>		
157 mm Pneumatic Lift	18 5/8"-24 5/8"	Foot activated adjustment peddle allows easy adjustment for multiple seat heights without the use of hands to help maintain infection control standards.
<i>Base/Glides/Casters</i>		
23" Glass Reinforced Nylon Base	•	
Dual Wheel Urethane Casters	•	
Dual Wheel Urethane Casters	•	For multi surface use.

## Options

Description	HF-MED-STOOL	Option Code	Upcharge	Notes
<i>Base/Glides/Casters</i>				
Lock-On Urethane Casters	•	LON	115	When the user's weight is on the chair, the wheels lock. With no weight on the chair, the caster unlocks and moves freely.
Lock-Off Urethane Casters	•	LOF	30	Ideal for use on tile floors. When the user's weight is off the chair, a brake is applied to prevent the chair from rolling away.
Single Wheel Nylon Casters	•			
Single Wheel Urethane Casters	•	SWU	25	For multi surface use.
<i>Lifts</i>				
200 mm Pneumatic Lift	•	200mm	No charge	Seat height range: 22.5" - 30.5"
267 mm Pneumatic Lift	•	267mm	No charge	Seat height range: 25"-35"

## Product Code Key

Line	Chair Type	Package Type
[HF]	[MED]	[STOOL] Black Polyurethane
Hands-free	Medical	Stool

DESCRIPTION/MODEL	TYPE		
	<b>Polyurethane Seat and Back</b>		
	HF-MED-CHAIR	Polyurethane	630

## Specifications

Description	HF-MED-CHAIR	Notes
<i>Seat</i>		
Polyurethane Seat	19" w x 17.25" d	
<i>Back</i>		
Polyurethane Back and Cap	15.5" w x 13" h	
<i>Adjustments</i>		
157 mm Pneumatic Lift	18 5/8"-24 5/8"	Foot activated adjustment peddle allows easy adjustment for multiple seat heights without the use of hands to help maintain infection control standards.
<i>Base/Glides/Casters</i>		
23" Glass Reinforced Nylon Base	•	
Dual Wheel Urethane Casters	•	
Dual Wheel Urethane Casters	•	For multi surface use.

## Options

Description	HF-MED-CHAIR	Option Code	Upcharge	Notes
<i>Base/Glides/Casters</i>				
Lock-On Urethane Casters	•	LON	115	When the user's weight is on the chair, the wheels lock. With no weight on the chair, the caster unlocks and moves freely.
Lock-Off Urethane Casters	•	LOF	30	Ideal for use on tile floors. When the user's weight is off the chair, a brake is applied to prevent the chair from rolling away.
Single Wheel Nylon Casters	•			
Single Wheel Urethane Casters	•	SWU	25	For multi surface use.
<i>Lifts</i>				
200 mm Pneumatic Lift	•	200mm	No charge	Seat height range: 22.5" - 30.5"
267 mm Pneumatic Lift	•	267mm	No charge	Seat height range: 25"-35"

## Product Code Key

Line	Chair Type	Package Type
[HF]	[MED]	[CHAIR] Black Polyurethane
Hands-free	Medical	Chair

The healthHcentric Medical Stool Series offer superior infection control features and are backed by a 10 year warranty. The IC Plus PVC-free upholstered seat and under seat seal completely seal the seat pan, including the underside of the seat, to offer a seamless and impermeable solution against liquids and pathogens.

The ring height adjustment activator ensures ease of adjustability from every angle. Highly cleanable, the 22 inch Chrome 22 base offers a fixed height footring built for durability in 24/7 environments. Additional base and lift options provide the ultimate flexibility for operating rooms, examination areas, nursing stations or wherever mobile seating is required.

All healthHcentric Medical Stools are GREENGUARD® certified.



#### RING HEIGHT ADJUSTMENT ACTIVATOR

The Medical Stool Series' ring type height adjustment activator makes it easy to adjust the seat height from any angle.



#### DURABLE & COMFORTABLE

The Medical Stools are designed from top to bottom to be easily cleanable and easily sterilized.

Warranted for 10 years up to a weight of 280 lbs., healthHcentric Medical Stools are built to withstand the demands of a 24/7 environment.

The self-skinning polyurethane (PU) seat foam option resists damage from punctures, grease, water and chemical spills. The excellent cushioning properties offer high impact resistance and flexibility while providing a comfortable seat. Available in black only.



#### ULTIMATE FLEXIBILITY IN SEAT HEIGHT

The Medical Stool model offers a Pneumatic Dual Height Adjustment System to provide ultimate flexibility in seat height range. The height adjustable collar can be positioned on the pneumatic cylinder at any level to accommodate a wide range of surface heights. (1) A friction fit around the collar secures the pneumatic cylinder inside the hub of the Chrome 22 base. The height adjustable collar can be repositioned at any time for virtually any work height requirement. Users can further adjust the seat height for personal comfort using an adjustment paddle.

The 22 inch Chrome 22 base is highly cleanable and offers a fixed height footring built for durability in 24/7 environments.



#### MODULAR DESIGN

Seats, lefts, bases and casters can be easily interchanged at any time, making it easy and inexpensive to repair or reconfigure stools to suit changing needs.

The Medical Star Base Stool Series offer additional base styles, lift heights and footring options to provide the ultimate flexibility for mobile seating and smaller space requirements.

As well, healthHcentric Medical Stools can be customized with different seat sizes.



Industrial Spider Stool




Star Base Stool



Technician Stool




Bariatric Heavy Duty Stool

IC Plus Seat Style  
16" DiameterPolyurethane (PU) Seat Style  
14" DiameterFrixion Seat Style  
16" DiameterUpholstered / Vinyl Seat Style  
18" Diameter

## Dimensions & COM Requirements

Medical Stool Model	Shipping Weight Fully Assembled (lbs)	Cube Chair Fully Assembled (cu ft)	Chair Weight (lbs)	Chair Weight Capacity (lbs)	Overall Width (in)	Overall Depth (in)	COM Yardage
Ind Spider Stool	22.5	5.2	22	300	22	22	1.0
Star Base Stool	18.5	5.2	16	280	24	24	1.0
Technician Stool	22.0	5.2	20	300	24	24	1.0
Bariatric Heavy Duty Stool	-	-	-	350-500	27	27	1.0



DESCRIPTION/MODEL	BASE TYPE	PU COM											IC Plus	
		1	2	3	4	5	6	7	8	9	10	11	12	
	<b>16" Diameter Upholstered Seat</b>													
	IND SPIDER STOOL	Chrome 22 Base	623	651	668	685	702	720	739	756	775	793	812	<b>819</b>


\*Please refer to our **Cross Reference Guide** on page 109 for product change notifications.

## Specifications

Description	Notes
Seat	
16" Diameter Upholstered Seat	High Resilient (HR) foam ensures longer-term comfort and no bottoming. Resists damage from punctures, grease, water and chemical spills. The excellent cushioning properties offer high impact resistance and flexibility while providing a comfortable seat.
14" Diameter Polyurethane Seat (PU)	
Adjustments	
Seat Height - 200 mm Knurled Dual Height Adjustment System	Easy-to-use ring type height adjustment activator Adjustment between 22.75" - 29.75" Self-skinning Polyurethane (PU) seat reduces seat height by 2".
Base/Glides/Casters	
22" Chrome 22 Base	
18" Oval Tube Footring Built in for Durability	Height: 8.5"
Dual Wheel Urethane Casters	For multi surface use.

## Options

Description	Option Code	Upcharge	Notes
<i>Base/Glides/Casters</i>			
2 1/4" Glides	2G	(46)	For multi surface use.
Lock-On Urethane Casters	LON	115	When the user's weight is on the chair, the wheels lock. With no weight on the chair, the caster unlocks and moves freely.
Lock-Off Urethane Casters	LOF	30	Ideal for use on tile floors. When the user's weight is off the chair, a brake is applied to prevent the chair from rolling away.
Single Wheel Urethane Casters	SWU	25	For multi surface use.

DESCRIPTION/MODEL	BASE TYPE	PU COM											IC Plus	
		1	2	3	4	5	6	7	8	9	10	11	12	
	<b>16" Diameter Upholstered Seat</b>													
	STAR BASE	Star Base	446	475	491	508	525	543	559	575	592	607	624	<b>644</b>

\*Please refer to our **Cross Reference Guide** on page 109 for product change notifications.


† Frixion is available on the seat only. To add the back in the matching upholstery, use backrest pricing below in the Options section.

## Specifications

Description	Notes
<i>Seat</i>	
16" Diameter Upholstered Seat	High Resilient (HR) foam ensures longer-term comfort and no bottoming.
13" Diameter Polyurethane Seat (PU)	Resists damage from punctures, grease, water and chemical spills. The excellent cushioning properties offer high impact resistance and flexibility while providing a comfortable seat.
<i>Adjustments</i>	
Seat Height - 125 mm Pneumatic Lift Adjustment System	Easy-to-use ring type height adjustment activator Adjustment between 13.5" - 18.5" Self-skinning Polyurethane (PU) seat reduces seat height by 2".
<i>Base/Glides/Casters</i>	
24" Glass Reinforced Nylon Base (Black)	
Dual Wheel Urethane Casters	For multi surface use.

## Options

Description	Option Code	Upcharge	Notes
Seat-Back Black Bar	SBKB	126	APT mechanism used when back option selected.
<i>Base/Glides/Casters</i>			
24" Polished Aluminum Base	PB	167	
1 1/4" Glides	1G	(46)	For multi surface use.
2 1/4" Glides	2G	(46)	For multi surface use.
Lock-On Urethane Casters	LON	115	When the user's weight is on the chair, the wheels lock. With no weight on the chair, the caster unlocks and moves freely.
Lock-Off Urethane Casters	LOF	30	Ideal for use on tile floors. When the user's weight is off the chair, a brake is applied to prevent the chair from rolling away.
Single Wheel Urethane Casters	SWU	25	For multi surface use.
<i>Lifts (Seat Height)</i>			
80 mm Pneumatic Lift	80mm	No charge	Seat height range: 13"-16". PU seat reduces seat height by 2".
100 mm Pneumatic Lift	100mm	No charge	Seat height range: 13.25"-16.75". PU seat reduces seat height by 2".
140 mm Pneumatic Lift	140mm	No charge	Seat height range: 14.5"-20". PU seat reduces seat height by 2".
157 mm Pneumatic Lift	157mm	41	Seat height range: 16"-22". PU seat reduces seat height by 2".
200 mm Pneumatic Lift	200mm	41	Seat height range: 20"-27". PU seat reduces seat height by 2".
100 mm Pneumatic Chrome Lift	100mmCH	32	Seat height range: 13.25"-16.75". PU seat reduces seat height by 2".
140 mm Pneumatic Chrome Lift	140mmCH	32	Seat height range: 14.5"-20". PU seat reduces seat height by 2".
200 mm Pneumatic Chrome Lift	200mmCH	65	Seat height range: 20"-27". PU seat reduces seat height by 2".
20" Diameter Height Adjustable Footring	20FR	167	For use as a footrest only.

DESCRIPTION/MODEL	BASE TYPE	PU COM											IC Plus	
		1	2	3	4	5	6	7	8	9	10	11	12	
	<b>16" Diameter Upholstered Seat</b>													
	health-TECH-STOOL UC	24" Glass Reinforced Nylon Base	787	808	829	850	871	892	913	934	955	976	997	<b>1,018</b>



† Frixion is available on the seat only, with a price of grade 6. The matching backrest fabric is a grade 4. To calculate the price the chair, add the backrest price and Frixion fabric price together, and divide by 2.

## Specifications

Description	Notes
<i>Seat</i>	
17.5" w x 15.5" d	Upholstered Seat with Dual Density Molded Polyurethane Foam
<i>Backrest</i>	
14" w x 10" h	Fully Upholstered Backrest
4" of Back Height Adjustment	
<i>Adjustments</i>	
Seat and Back Angle	One paddle controls both seat and back angle
Back Pivot	
140 mm Seat Height Adjustment	14.75" - 20.00"
<i>Base/Glides/Casters</i>	
24" Glass Reinforced Nylon Base (Black)	
Dual Wheel Urethane Casters	For multi surface use.

## Options

Description	Option Code	Upcharge	Notes
<i>Base/Glides/Casters</i>			
2 1/4" Glides	2G	(46)	For multi surface use.
Lock-On Urethane Casters	LON	115	When the user's weight is on the chair, the wheels lock. With no weight on the chair, the caster unlocks and moves freely.
Lock-Off Urethane Casters	LOF	30	Ideal for use on tile floors. When the user's weight is off the chair, a brake is applied to prevent the chair from rolling away.
Single Wheel Urethane Casters	SWU	25	For multi surface use.
<i>Lifts (Seat Height)</i>			
80 mm Pneumatic Lift	80mm	No charge	Seat height range: 12.50" - 15.50"
100 mm Pneumatic Lift	100mm	No charge	Seat height range: 13.00" - 16.75"
125 mm Pneumatic Lift	125mm	No charge	Seat height range: 13.50" - 18.00"
157 mm Pneumatic Lift	157mm	41	Seat height range: 17.00" - 22.00"
200 mm Pneumatic Lift	200mm	41	Seat height range: 20.75" - 28.00"
<i>Seat/Back</i>			
Tech Stool High Back (17"w x 15"h)	3N1HB	140	Seat height range: 14.50"-20.00"
Tech Stool Large Seat (18 1/2"w x 17"d)	SS	40	Seat height range: 20.00"-27.00"
20" Diameter Height Adjustable Footring	20FR	167	For use as a footrest only.

		COM											IC Plus
DESCRIPTION/MODEL	BASE TYPE	1	2	3	4	5	6	7	8	9	10	11	12
	18" Diameter Upholstered Seat, 350 lbs												
	STOOL-BARTSTOOL350	Hercules Base	891	920	936	952	971	987	1,003	1,020	1,036	1,053	1,068
	18" Diameter Upholstered Seat, 500 lbs												
	STOOL-BARTSTOOL500	BART Base	1,246	1,272	1,289	1,307	1,323	1,340	1,356	1,373	1,389	1,404	1,421

## Specifications

Description	BART-STOOL350	BART-STOOL500	Notes
Weight Capacity	350 lbs	500 lbs	
<i>Seat</i>			
18" Diameter Upholstered Seat	•	•	High Resilient (HR) foam ensures longer-term comfort and no bottoming.
<i>Adjustments</i>			
Seat Height - 100mm Heavy Duty Pneumatic Lift	•	N/A	Adjustment between 17"-21.5"
Seat Height - 100mm Super Heavy Duty Pneumatic Lift	N/A	•	Adjustment between 18"- 22"
<i>Base/Glides/Casters</i>			
24" Hercules Glass Reinforced Nylon Base	•	N/A	
22" BART Base	N/A	•	
5 Dual Wheel Heavy Duty Casters	•		
6 Dual Wheel Heavy Duty Casters		•	

## Options

Description	Option Code	Upcharge	BART-STOOL350	BART-STOOL500	Notes
<i>Seat</i>					
20" Upholstered Seat	20ROUND	48		•	
<i>Base/Glides/Casters</i>					
Bariatric Heavy Duty Caster	BHD	30	•	•	
<i>Lifts (Seat Height)</i>					
125mm Heavy Duty Pneumatic Lift	125MMC	No charge	•	N/A	Seat height range: 18"-22"
140mm Heavy Duty Pneumatic Lift	140MMC	No charge	•	N/A	Seat height range: 17.75"-23"

healthHcentric laboratory stools offer superior infection control features and are backed by a 10 year warranty. The IC Plus PVC-free upholstered seat and under seat seal completely seal the seat pan, including the underside of the seat, to offer a seamless and impermeable solution against liquids and pathogens.

The Laboratory Stool is designed to support the tasks required in a laboratory environment while increasing comfort, health and productivity. Made from the highest quality materials and components, the Laboratory Stool is backed by a comprehensive warranty and is GREENGUARD® certified.



#### ADJUSTABILITY UNDERSTOOD

Patented geometric shaped adjustment paddles differentiate the chairs' adjustment controls helping users to instantly recognize an adjustment option by simply feeling the paddle's shape.

Unique to healthHcentric, easily-identified instruction icons represent adjustment paddle shapes and are clearly visible on an icon plate. The convenient location of these new icon plates provide a clearer view of the adjustment options as well as a visual reminder to adjust the chair and what paddles to use for each chair adjustment. A web site address marked on the icon plate indicates where the user can access a step-by-step adjustment guide video.



#### DURABLE, COMFORTABLE & FLEXIBLE

The Laboratory Stool is designed from top to bottom to be easily cleanable and easily sterilized. The plastic back cap provides additional durability and cleanability. As well, seat's upholstered in vinyl or other healthcare fabrics can be sealed underneath using IC Plus. Despite the strength of IC Plus, it is soft enough to be comfortable while sitting.

Polyurethane laboratory stools resist damage from punctures, grease, water and chemical spills. The excellent cushioning properties offer high impact resistance and flexibility while providing a comfortable seat. The Laboratory Stool offers multiple upholstered seat pan options to accommodate a wide range in body types. Swing away and height adjustable arm options are also available to provide additional upper body support and assist in getting in and out of the chair.



#### ULTIMATE FLEXIBILITY IN SEAT HEIGHT

The Laboratory Stool's Pneumatic Dual Height Adjustment System provides ultimate flexibility in seat height range. The height adjustable collar can be positioned on the pneumatic cylinder at any level to accommodate a wide range of surface heights. (1) A friction fit around the collar secures the pneumatic cylinder inside the hub of the Chrome 24 base. The height adjustable collar can be repositioned at any time for virtually any work height requirement. Users can further adjust the seat height for personal comfort using an adjustment paddle. The 24 inch Chrome 24 base is highly cleanable and offers a fixed height footing built for durability in demanding environments.



#### MODULAR DESIGN

Seats, levers, bases and casters can be easily interchanged at any time, making it easy and inexpensive to repair or reconfigure stools to suit changing needs. The Laboratory Stool Series offer additional base styles, lift heights and footing options to provide the ultimate flexibility for mobile seating and smaller space requirements. As well, healthHcentric Laboratory Stools can be customized with different seat sizes.

## THE LABORATORY STOOL SERIES



**Saffron Lab C24**  
Shown with Standard 24"  
Chrome Base



**Saffron Lab FR Stool**  
Shown with optional 4ATA arms  
and glass reinforced nylon base.



**Ergo C Polyurethane**  
Shown with standard 26" glass  
reinforced nylon base.

**Below:** Back with  
plastic back cap



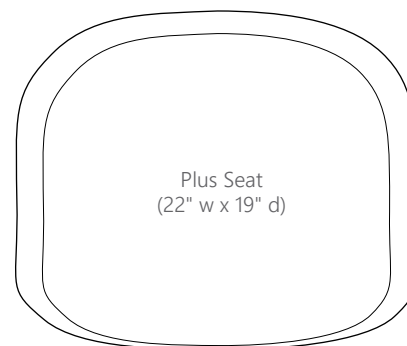
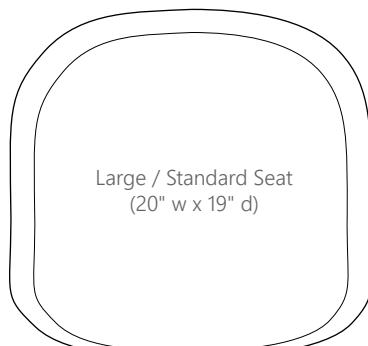
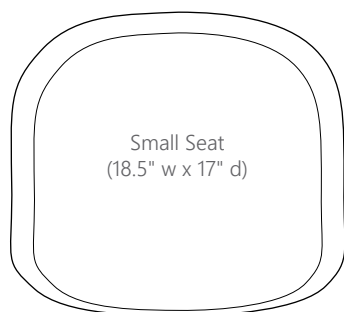
## Dimensions &amp; COM Requirements


Laboratory Stool Model	Shipping Weight Fully Assembled (lbs)	Cube Chair Fully Assembled (cu ft)	Chair Weight (lbs)	Chair Weight Capacity (lbs)	Overall Width (in)	Overall Depth (in)	COM Yardage
Saffron Lab C24 Stool	41	6.7	36	<b>280</b>	26	26	1.5
Saffron Lab FR Stool	41	6.7	36	<b>280</b>	26	26	1.5
Ergo C Polyurethane Stool	36	6.7	36	<b>280</b>	26	26	1.5

## Product Code Key

Line	Chair Type	Mech Type	Base Type
[SAFF]	[MBR]	[DT]	[C24]
Stools	Laboratory	Dedicated Task	24" Chrome Base
[SAFF]	[MBR]	[DT2]	[FR]
Stools	Laboratory	Dedicated Task	Footring with 26" Glass Reinforced Nylon Base
[ERGO]	[C 200 STANDARD]		[FR]
Stools	Polyurethane Laboratory		Footring with 26" Glass Reinforced Nylon Base

## Seat Size Options



DESCRIPTION/MODEL	COM											IC Plus**	
	1	2	3	4	5	6	7	8	9	10	11	12	
	<b>Upholstered Saffron Lab Stool with Adjustable Footring</b>												
	SAFF-MBR-DT-C24-PBCIF-UC	1,099	1,148	1,178	1,205	1,234	1,262	1,290	1,318	1,347	1,375	1,402	<b>1,431</b>

\*Please refer to our **Cross Reference Guide** on page 109 for product change notifications.

\*\*IC Plus Can only be specified on the seat and is not available for the backrest. Additional upholstery is required for the backrest when IC Plus is specified on the seat. In order to calculate the price of the unit, find the average price of the IC Plus and the backrest upholstery price.

† Friction is available on the seat only, with a price of grade 6. The matching backrest fabric is a grade 4. To calculate the price the chair, add the backrest price and Friction fabric price together, and divide by 2.

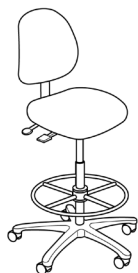
## Specifications

Description	SAFF-MBR-DT-C24-PBCIF-UC	Notes
<i>Backrest</i>		
Dual curve backrest	17" w x 19" h	Upholstered front with Plastic back cap. Black back bar.
<i>Seat</i>		
Upholstered Seat	20" w x 19" d	High Resilient (HR) foam ensures longer-term comfort and no bottoming. Dual curve waterfall edge.
<i>Adjustments - 3 Lever Tilt Control (bar)</i>		
Back height	5"	Ratchet back adjustment system.
Independent Back Angle	•	
Seat Angle	•	
Seat Height - 200mm Knurled Dual Height Adjustment System	•	Adjustment between 23" - 30"
<i>Base/Glides/Casters</i>		
24" Chrome 24 Base	•	
18" Oval Tube Footring Built in for Durability	•	Height: 8.5"
Dual Wheel Urethane Casters	•	For multi surface use.

## Options

Description	SAFF-MBR-DT-C24-PBCIF	Option Code	Upcharge	Notes
<i>Seat</i>				
Small Seat (18.5" w x 17" d)	•	SS	No charge	
Plus Seat (22" w x 19" d)	•	PS	78	
<i>Glides/Casters</i>				
2 1/4" Glides	•	2G	(46)	
Lock-On Urethane Casters	•	LON	115	For multi surface use.
Lock-Off Urethane Casters	•	LOF	30	For multi surface use.
Single Wheel Urethane Casters	•	SWU	25	For multi surface use.
<i>Arms</i>	•	See page 105-107		Available arm options include height and width adjustable features.

DESCRIPTION/MODEL	COM					Frixion <sup>†</sup>					IC Plus**				
	1	2	3	4	5	6	7	8	9	10	11	12			



#### Upholstered Saffron Lab Stool with Adjustable Footring

SAFF-MBR-DT-FR-PBCIF-UC	994	1,038	1,062	1,083	1,106	1,133	1,161	1,188	1,215	1,243	1,270	1,297
-------------------------	-----	-------	-------	-------	-------	-------	-------	-------	-------	-------	-------	-------

\*Please refer to our **Cross Reference Guide** on page 109 for product change notifications.

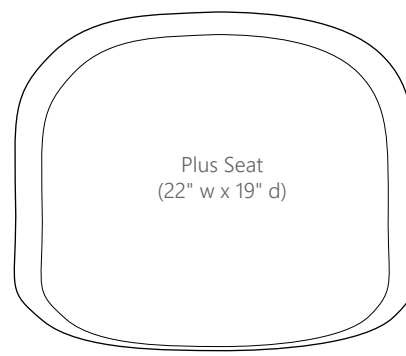
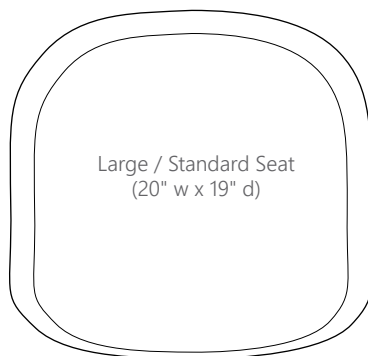
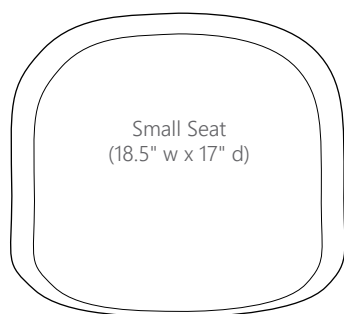
\*\*IC Plus Can only be specified on the seat and is not available for the backrest. Additional upholstery is required for the backrest when -IC Plus is specified on the seat. In order to calculate the price of the unit, find the average price of the IC Plus and the backrest upholstery price.

<sup>†</sup> Frixion is available on the seat only, with a price of grade 6. The matching backrest fabric is a grade 4. To calculate the price the chair, add the backrest price and Frixion fabric price together, and divide by 2.

## Specifications

Description	SAFF-MBR-DT-FR-PBCIF-UC	Notes
<i>Backrest</i>		
Dual curve backrest	17" w x 19" h	Upholstered front with Plastic back cap. Black back bar.
<i>Seat</i>		
Upholstered Seat	20" w x 19" d	High Resilient (HR) foam ensures longer-term comfort and no bottoming. Dual curve waterfall edge.
<i>Adjustments - 3 Lever Tilt Control (bar)</i>		
Back height	5"	Ratchet back adjustment system.
Independent Back Angle	•	
Seat Angle	•	
Back Pivot	Not available	
Seat Height - 200 mm Pneumatic Lift	•	Adjustment between 21.5" - 28.5"
<i>Base/Glides/Casters</i>		
26" Glass Reinforced Nylon Base (Black)	•	
20" Diameter Height Adjustable Footring	•	For use as a footrest only.
Dual Wheel Urethane Casters	•	For multi surface use.

## Seat Size Options





## Options

Description	SAFF-MBR-DT-FR	Option Code	Upcharge	Notes
<i>Seat</i>				
Small Seat (18.5" w x 17" d)	•	SS	No charge	
Plus Seat (22" w x 19" d)	•	PS	78	
<i>Base/Glides/Casters</i>				
26" Polished Aluminum Base	•	PB	167	
2 1/4" Glides	•	2G	(46)	For multi surface use.
Lock-On Urethane Casters	•	LON	115	For multi surface use.
Lock-Off Urethane Casters	•	LOF	30	For multi surface use.
Single Wheel Urethane Casters	•	SWU	25	For multi surface use.
<i>Lifts (Seat Height)</i>				
157 mm Pneumatic Lift	•	157mm	No charge	Seat height: 17.25" - 23.25"
267 mm Pneumatic Lift	•	267mm	8	Seat height: 24" - 34"
200 mm Pneumatic Chrome Lift	•	200mmCH	29	Seat height: 21.5" - 28.5"
267 mm Pneumatic Chrome Lift	•	267mmCH	39	Seat height: 24" - 34"
<i>Controls</i>				
Counter Height Mechanism	•	CH	No charge	
<i>Arms</i>	•	See page 105-107		Available arm options include height and width adjustable features.

## DESCRIPTION/MODEL

## TYPE

**Polyurethane Lab Stool**

ERGO-C-200-TILT-FR-UC

Polyurethane

932

Resists damage from punctures, grease, water and chemical spills. The excellent cushioning properties offer high impact resistance and flexibility while providing a comfortable seat.

\*Please refer to our **Cross Reference Guide** on page 109 for product change notifications.

**Specifications**

Description	ERGO-C-200 TILT-FR-UC	Notes
<i>Backrest</i>		
Dual Curve Polyurethane Foam Backrest	15.25" w x 13" h	Chrome back bar. Polyurethane available in black only.
<i>Seat</i>		
Polyurethane Foam	19" w x 18" d	Dual curve waterfall edge. Available in black only.
<i>Adjustments - 3 Lever Tilt Control (bar)</i>		
Back height	4"	
Independent Back Angle	•	
Seat Angle	•	
Back Pivot	•	
Seat Height - 200 mm Pneumatic Lift	•	Adjustment between 19.5" - 26.5"
<i>Base/Glides/Casters</i>		
26" Glass Reinforced Nylon Base (Black)	•	
20" Diameter Height Adjustable Footring	•	For use as a footrest only.
Dual Wheel Urethane Casters	•	For multi surface use.

**Options**

Description	ERGO-C-200-TILT-FR	Option Code	Upcharge	Notes
<i>Base/Glides/Casters</i>				
26" Polished Aluminum Base	•	PB	167	
2 1/4" Glides	•	2G	(46)	For multi surface use.
Lock-On Urethane Casters	•	LON	115	For multi surface use.
Lock-Off Urethane Casters	•	LOF	30	For multi surface use.
Single Wheel Urethane Casters	•	SWU	25	For multi surface use.
<i>Lifts (Seat Height)</i>				
157 mm Pneumatic Lift	•	157mm	No charge	Seat height: 15.25" - 21.25"
267 mm Pneumatic Lift	•	267mm	8	Seat height: 22" - 32"
200 mm Pneumatic Chrome Lift	•	200mmCH	29	Seat height: 19.5" - 26.5"
267 mm Pneumatic Chrome Lift	•	267mmCH	39	Seat height: 22" - 32"
<i>Controls</i>				
Standard Control	•	STD	(26)	See page 108 for control features
<i>Additional Options</i>				
Raised pattern design on seat (17 3/4" w x 17" d) and backrest (12" w x 16 1/4" h)	•	RP	No charge	Reduces slippage for additional safety. Backrest has a handle for easy manoeuvring of the chair.



**ergoCentric Sit Stand**  
Shown with 26" Polished Aluminum Base and Chrome Back Bar options. Upholstered in Black Spirit Millennium vinyl and Onyx No-Slip Strip.

- Use as a sit stand
- Use as a sit stand with a back support
- Use as a counter height task chair
- Two casters allow for easy movement from station to station or out of the way
- Three glides provide stability when perching

Additional health benefits have been reported to accompany individuals who use sit-to-stand seating.

These include increased alertness and decreased back and knee stress.



**Moves Easily**



**As a Sit Stand**



**As a Task Chair at Counter Height**



**As a Sit Stand with a Backrest**

## Dimensions & COM Requirements

ergoCentric Sit Stand	Shipping Weight Fully Assembled (lbs)	Cube Chair Fully Assembled (cu ft)	Chair Weight (lbs)	Chair Weight Capacity (lbs)	Overall Width (in)	Overall Depth (in)	COM Yardage
ergoCentric Sit Stand Small Back-Extra Small Seat	38	14	30	280	25	25	1
ergoCentric Sit Stand Large Back-Small Seat	40	14	32	280	25	25	1.25

## Product Code Key

Line	Chair Type	Back Type	Seat Type	Frame Colour	Healthcare Upholstery Type
ergoCentric Sit Stand	[TESS] - Sit Stand	[SB] - Small Back	[XSS] - Extra Small Seat	[CH] - Chrome	[SPI-NSS] - Spirit Millennium with No-Slip Strip
	[TESS] - Sit Stand	[LB] - Large Back	[SS] - Small Seat	[BL] - Black	[BEE-NSS] - Beeline PVC-free Upholstery with No-Slip Strip
					[IC Plus-NSS] - Upholstered in IC Plus with No-Slip Strip

DESCRIPTION/MODEL	TYPE	SPIRIT MILLENNIUM VINYL WITH NO SLIP STRIP ON SEAT (SPI-NSS)*	BEELINE PVC-FREE UPHOLSTERY WITH IC Plus NO SLIP STRIP ON SEAT (BEE-NSS)*	SEAT UPHOLSTERED IN IC Plus WITH NO-SLIP STRIP ON SEAT (IC Plus)*	
	Upholstered Small Back and Extra Small Seat				
	TESS-CH-SB-XSS	Chrome Frame Small Back Extra Small Seat	1,005	1,021	1,086
	TESS-BL-SB-XSS	Black Frame Small Back Extra Small Seat	945	960	1,025
	Upholstered Large Back and Small Seat				
	TESS-CH-HB-SS	Chrome Frame Large Back Small Seat	1,323	1,338	1,506
	TESS-BL-HB-SS	Black Frame Large Back Small Seat	1,242	1,255	1,424

## Specifications

Description	TESS-CH-SB-XSS	TESS-BL-SB-XSS	TESS-CH-HB-SS	TESS-BL-HB-SS
<i>Backrest</i>				
Fully Upholstered Backrest	14" w x 10" h	14" w x 10" h	17" w x 15" h	17" w x 15" h
4" of Back Height Adjustment (Chrome Back Bar)	•	N/A	•	N/A
4" of Back Height Adjustment (Black Back Bar)	N/A	•	N/A	•
<i>Upholstered Seat with Dual Density Molded Polyurethane Foam</i>	17.5" w x 15.5" d	17.5" w x 15.5" d	18.5" w x 17" d	18.5" w x 17" d
<i>Adjustment - Tube Mechanism</i>				
1 Lever for Both Seat and Back Angle Adjustment	•	•	•	•
Back Height Adjustment	•	•	•	•
Back Pivot	•	•	•	•
Seat Height - 200mm Chrome Knurled Pneumatic Lift (19.25" - 35.5")	•	N/A	•	N/A
Seat Height - 200mm Black Knurled Pneumatic Lift (19.25" - 35.5")	N/A	•	N/A	•
<i>Base/Glides/Casters</i>				
22" Chrome Base	•	N/A	•	N/A
22" Black Base	N/A	•	N/A	•
18" Oval Tube Footring built in for durability (Height 8.5")	•	•	•	•
Two Dual Wheel Urethane 2 1/4" Casters and three 2 1/4" Glides	•	•	•	•

## Options

Description	Option Code	Upcharge
<i>Lift/Base/Glides/Casters</i>		
5 x 2 1/4" Glides	2G	No charge
5 x 2" No Slip Glides	NSG	104
2 x Dual Wheel Nylon Casters with 3 x 2 1/4" Glides	2NC32G	14

\*Please refer to fabric cards for available color options. See page 9 for available IC Plus color options. IC Plus Can only be specified on the seat. In order to calculate the price of the unit, find the average price of the IC Plus price and back rest upholstery price.

# ERGONOMIC TASK CHAIRS

# Ergonomic Task Chairs

For superior comfort and accessibility.



Saffron Ratchet Mid Back  
Dedicated Task Chair

SAF – MBR – DT2 – 3ATAOT

Line


Back Type

Chair Type

Arms

healthHcentric Nursing Station Chair offers superior infection control features and are backed by a 10 year warranty. The optional IC Plus PVC-free upholstered seat and under seat seal completely seal the seat, including the underside of the seat pan, to offer a seamless and impermeable solution against liquids and pathogens.


The ergonomic task chairs are designed to support the tasks required in a 24/7 environment while increasing comfort, health and productivity. Made from the highest quality materials and components, the ergonomic task chairs are backed by a comprehensive warranty and are GREENGUARD® certified.



### ADJUSTABILITY UNDERSTOOD

Patented geometric shaped adjustment paddles differentiate the chairs' adjustment controls helping users to instantly recognize an adjustment option by simply feeling the paddle's shape.

Unique to healthHcentric, easily-identified instruction icons represent adjustment paddle shapes and are clearly visible on an icon plate. The convenient location of these new icon plates provide a clearer view of the adjustment options as well as a visual reminder to adjust the chair and what paddles to use for each chair adjustment. A web site address marked on the icon plate indicates where the user can access a step-by-step adjustment guide video.






### DURABLE, COMFORTABLE & FLEXIBLE

The Nursing Station Chair is designed from top to bottom to be easily cleanable and easily sterilized. The Plastic back cap provides additional durability and cleanability. As well, seat's upholstered in vinyl or other healthcare fabrics can be sealed underneath using silicon.

The Nursing Station Chair offers multiple seat pan options to accommodate a wide range in body types. Swing away and height adjustable arm options are also available to provide additional upper body support and assist in getting in and out of the chair.



### A WIDE RANGE IN SEAT HEIGHTS

The ergonomic task chairs offer a wide range in seat height options to accommodate a variety of leg lengths and work surface height requirements.

Plastic back cap





**Saffron R Mid Back Dedicated Task Chair**  
Shown with 26" Glass Reinforced Nylon Base



**Saffron R Chair**  
Shown with Swing Away Arm Option

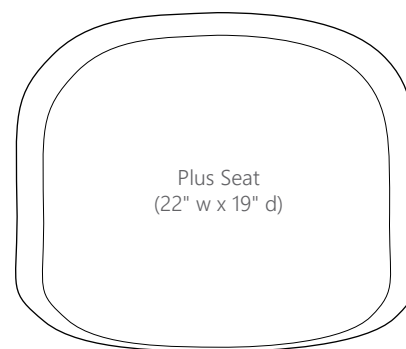
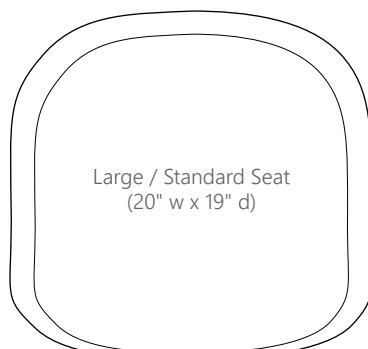
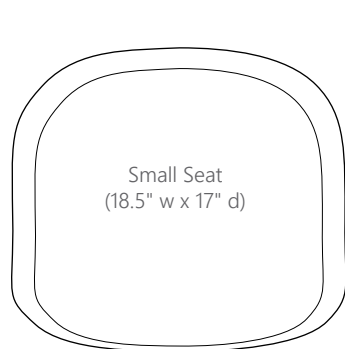
## Dimensions & COM Requirements

Ergonomic Task Chair Models	Shipping Weight Fully Assembled (lbs)	Cube Chair Fully Assembled (cu ft)	Chair Weight (lbs)	Chair Weight Capacity (lbs)	Overall Width (in)	Overall Depth (in)	COM Yardage
Saffron R Mid Back Dedicated Task	41	6.7	36	300	26	26	1.5
airCentric 2S Synchro Glide	56	11.7	50	350	26	26	1.0
airCentric 2S Multi Tilt	56	11.7	50	350	26	26	1.0

## Product Code Key

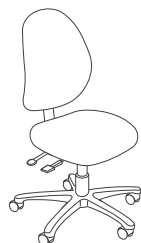
Line	Chair Type	Type
[SAF] - Saffron	[MBR] - Mid Back Ratchet	[DT2] - Dedicated Task
[AIR] - airCentric	[2S] - Closed Back	[SG] - Synchro Glide
		[SGG] - Synchro Glide Grey
		[MT] - Multi Tilt
		[MTG] - Multi Tilt Grey

## Seat Size Options





DESCRIPTION/MODEL	COM											IC Plus
	1	2	3	4	5	Frixion†	7	8	9	10	11	12



**Upholstered with Plastic Back Cap**

SAFFRON R MID BACK DEDICATED TASK	800	844	868	889	912	934	956	978	1,000	1,022	1,044	1,066
-----------------------------------	-----	-----	-----	-----	-----	-----	-----	-----	-------	-------	-------	-------

† Frixion is available on the seat only, with a price of grade 6. The matching backrest fabric is a grade 4. To calculate the price the chair, add the backrest price and Frixion fabric price together, and divide by 2.

\*Please refer to our **Cross Reference Guide** on page 109 for product change notifications.

## Specifications

Description	SAF-MBR-DT2-PBCIF-UC	Notes
<i>Backrest</i>		
Dual curve backrest	17" w x 19" h	Upholstered front with Plastic back cap.
<i>Upholstered Seat</i>	20" w x 19" d	High Resilient (HR) foam ensures longer-term comfort and no bottoming. Dual curve waterfall seat.
<i>Adjustments - 3 Lever Tilt Control (bar)</i>		
Back Height	4"	
Independent Back Angle Adjustment	•	
Seat Angle Adjustment	•	
Seat Height - 125mm Pneumatic Lift	•	Adjustment between 15" - 20"
<i>Base/Glides/Casters</i>		
26" Glass Reinforced Nylon Base	•	
Dual Wheel Urethane Casters	•	For multi surface use.

## Options

Description	SAF-MBR-DT2-PBCIF	Option Code	Upcharge	Notes
<i>Seat</i>				
Small Seat (18.5" w x 17" d)	•	SS	No charge	
Plus Seat (22" w x 19" d)	•	PS	78	
<i>Lifts (Seat Height)</i>				
80 mm Pneumatic Lift	•	80mm	No charge	Adjustment between 14.25" - 17.25"
100 mm Pneumatic Lift	•	100mm	No charge	Adjustment between 14.5" - 18"
140 mm Pneumatic Lift	•	140mm	No charge	Adjustment between 16" - 21.5"
<i>Base/Glides/Casters</i>				
26" Polished Aluminum Base	•	PB	167	
2 1/4" Glides	•	2G	(46)	For multi-surface use.
Lock-On Urethane Casters	•	LON	115	For multi-surface use.
Lock-Off Urethane Casters	•	LOF	30	For multi-surface use.
Single Wheel Urethane Casters	•	SWU	25	For multi-surface use.
<i>Controls</i>				
Multi Tilt Control	•	MT	173	Seat slider included with MT mechanism.
Seat Slider Option	•	SSLF	103	See page 108 for control features.
<i>Arms</i>	•	See page 105-107		Available arm options include height and width adjustable features.

DESCRIPTION/MODEL	CONTROLS	COM AIRKNIT											IC Plus 12	
		1	2	3	4	5	6	7	8	9	10	11		
	airCentric 2S Synchro Glide (with solid back)													
	air2S-SG	Synchro Glide Midnight Black	1,275	1,287	1,300	1,313	1,328	1,341	1,355	1,369	1,383	1,397	1,412	1,425
	air2S-SGG	Synchro Glide Light Gray	1,316	1,329	1,342	1,354	1,369	1,382	1,396	1,411	1,424	1,438	1,453	1,466
	airCentric 2S Multi Tilt (with solid back)													
	air2S-MT	Multi Tilt Mid- night Black	1,180	1,192	1,206	1,218	1,233	1,248	1,264	1,278	1,293	1,309	1,323	1,339
	air2S-MTG	Multi Tilt Light Gray	1,224	1,235	1,250	1,262	1,276	1,291	1,307	1,321	1,337	1,352	1,367	1,382

† Friction is available on the seat only, with a price of grade 6. The matching backrest fabric is a grade 4. To calculate the price the chair, add the backrest price and Friction fabric price together, and divide by 2.

## Specifications

Description	Synchro Glide		Multi Tilt	
Controls				
Seat Tilt lock out	•		•	
Free Float	•		Infinite lock free float	
Infinite forward tilt lockout	•		•	
Back angle adjustment	Independent back angle adjustment		•	
Synchro 2:1 ratio	•		•	
Adjustment spring tension	•		•	
Depth adjustable seat slider	2 ½"		2 ½"	
Seat height adjustment	•		•	
Description	air2S-SG	air2S-SGG	air2S-MTG	air2S-MT
Backrest (19"w x 25"h)				
Front upholstered dual curve backrest	•	•	•	•
Solid Back Cap - Midnight Black	•	N/A	•	N/A
Solid Back Cap - Light Gray	N/A	•	N/A	•
5" Patented back height adjustment system	•	•	•	•
Upholstered Seat (20"w x 19"d)*	•	•	•	•
Base/Glides/Casters				
Midnight Black 25" glass reinforced nylon high profile base	•	N/A	•	N/A
5 Dual wheel urethane casters (for hard surfaces)	•	•	•	•
Light gray 26" glass reinforced nylon profile base	N/A	•	N/A	•
125 mm pneumatic lift	(18" - 23")		(18" - 23")	

\* Dual Density Molded Polyurethane Foam. Eight Ply Hardwood Seat Structure. Tailored upholstery on seat pan Tailored Upholstery not available when upholstered in vinyl.

**NOTE: Mixing of Light Gray and Midnight Black parts is not permitted.**

## Options

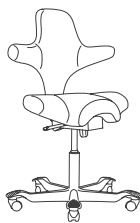
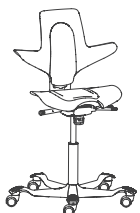
Description	air2S-SG	air2S-SGG	air2S-MT	air2S-MTG	Code	Upcharge
<i>Seat</i>						
Triple Density Foam Adds ¼" to seat width & depth	•	•	•	•	TDF	63
<i>Seat Size</i>						
Small Seat (18 ½"w x 17"d)	•	•	•	•	SS	No charge
Plus Size Seat (22"w x 19"d)	•	•	•	•	PS	78
<i>Lifts (Seat Height)</i>						
80 mm Pneumatic Lift †	(17 ¼"-20 ¼")		(15 ¾"-18 ¾")		80mm	No charge
100 mm Pneumatic Lift	(17 ½"-21")		(16"-19 ½")		100mm	No charge
140 mm Pneumatic Lift	(19"-24 ½")		(17 ½"-23")		140mm	No charge
<i>Base/Glides/Casters</i>						
26" Glass reinforced nylon base - Midnight Black	•	N/A	•	N/A	26NB	(11)
26" Polished aluminum base	•	•	•	•	26PB	167
26" Glass reinforced nylon high profile base - Midnight Black	•	N/A	•	N/A	26HP2	No charge
Chrome Accent Casters	•	•	•	•	CAC	52
Single Wheel Urethane Casters*	•	•	•	•	SWU	25
2 ¼" Glides	•	•	•	•	2G	No charge
<i>Arms (Available arm options include height and width adjustable features.)</i>						
See page 105-107 for additional arm options.						
<i>Additional Options</i>						
Air lumbar - Midnight Black	•	N/A	•	N/A	AL	160
Air lumbar - Light Gray	N/A	•	N/A	•	ALG	160
Tailored adjustable headrest - Midnight Black**	•	N/A	•	N/A	AHRTS	393
Tailored adjustable headrest - Light Gray**	N/A	•	N/A	•	AHRTSG	427



\* For multi-surface use.

\*\* Black framed chairs use the fabric Brisa (in black). Gray framed chairs use Dove Gray. Vinyl upholstery is not permitted.

† Only available with 26" Glass reinforced nylon base & 26" Polished Aluminum base

DESCRIPTION/MODEL	COM					HÅG VINYL
	1	2	3	4	5	6
 <b>HÅG Capisco 8106</b> HAG-CAP-8106      Saddle Chair	1,720	1,742	1,813	1,873	1,918	1,962
	HÅG Capisco is inspired by the horseman's saddle and sitting posture. No one sits as actively as a rider in the saddle. HÅG Capisco provides greater freedom of movement, variation and new natural sitting positions. No other work chair is so well adapted to work stations of different heights. Sit down and adjust from a normal table height to a semi-standing position.					
 <b>HÅG Capisco Puls 8010</b> HAG-PUL-8010      Saddle Chair			3		5	6
			1,126		1,169	1,192
	HÅG Capisco Puls 8010 is based on the legendary Capisco saddle-seat chair. The saddle seat can be adjusted between low and high working positions, all the way up to a sit-stand position. The plastic seat has an integrated cushion for improved comfort.					

## Specifications

Description	Capisco HAG-CAP-8106	Capisco Puls HAG-PUL-8010	Notes
<i>Backrest</i>			
Active Backrest	18.10" h x 18.50" w	18.50" h x 18.10" w	Back with integrated elbow support
<i>Seat</i>			
Plastic Saddle Seat	NA	18.10" w x 15.75" d	Black or Grey. Seat made from recycled materials.
Upholstered Saddle Seat	18.50" w x 16.55" d	NA	
<i>Adjustments - HÅG inBalance®</i>			
Seat Depth	•	•	
Back Height Adjustment	•	•	
Backward Tilt Tension	•	•	
Two-position Tilt Lock	•	•	Tilt range is 17° backwards from a neutral position 5° to the rear.
Seat Height - Standard 150mm gaslift	•	•	Adjustment between 16.375" - 21.50". Silver.
<i>Base/Glides/Casters</i>			
Low Profile Five Star Base	28.75" DIA	28.75" DIA	Silver-lacquered aluminium.
Dual Wheel Urethane Casters	•	•	For multi surface use.

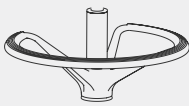
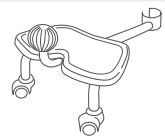



by **HÅG**

\*ergoCentric is the sole distributor of Scandinavian Business Seating products in Canada

A brand of Scandinavian Business Seating

## Options

Description	Capisco HAG-CAP-8106	Capisco Puls HAG-PUL-8010	Option Code	Upcharge	Notes
Plastic Seat and Back		•			Standard color is black. Other colors are available on orders of 50+ chairs.
<i>Seat Height</i>					
200mm gas lift	•	•	H200MM	25	Adjustment between 19.10" - 26". Silver.
265mm gas lift	•	•	H256MM	49	Adjustment between 22.45" - 31.90". Silver.
<i>Base</i>					
HÅG Foot Ring 	•	•	HFR	207	Extra level for rest and support for feet. Silver-lacquered aluminium.
HÅG StepUp® 	•	•	HSU	262	Provides two extra levels for feet. Silver-lacquered aluminium and black nylon footpad.



\*ergoCentric is the sole distributor of Scandinavian Business Seating products in Canada

by **HÅG**  
A brand of Scandinavian Business Seating

# ACCESSORIES

# Hand Hygiene Utility Shelf



## UTILITYSHELF

Type

OVERVIEW

ALOÉ  
GUEST & PATIENT

ALOÉ  
MULTIPLE SEATING

ALOÉ  
LINKING TABLES

ALOÉ  
SLEEPER CHAIRS

STACKABLE &  
GUEST SEATING

STOOLS &  
SIT STANDS

ERGONOMIC  
TASK CHAIRS

ACCESSORIES  
& OPTIONS

## Hand Hygiene Utility Shelf



The [healthcentric Hand Hygiene Utility Shelf](#) was designed in collaboration with an acute care hospital to create a convenient solution for hospital staff to use as a multi-purpose touch down surface – ideal for hallways, patient rooms and laboratories.

The sleek, user friendly design provides staff with a convenient surface for charting or to place items temporarily and can be located next to hand sanitizing dispensers either in or outside patient rooms.

The shelf easily opens with your forearm or hand, to reveal a non-slip surface that fits most standard size food trays or clipboards, and holds up to 120 lbs. When in the closed position, the patent pending, low profile healthcentric Hand Hygiene Utility Shelf does not protrude past standard handrails posing no risk to patients and staff.

- Hands free opening when your hands are full or contaminated.
- Optimal size - fits most standard food service trays and clipboards.
- Weight capacity 120 lbs.
- No sharp edges to catch skin or clothing.
- Designed with patented damper system that stands up to continuous use.

## DESCRIPTION/MODEL

## TYPE

## PRICE



## Hand Hygiene Utility Shelf

UTILITYSHELF

22" w x 15.5" d

532

## Specifications

Description	UTILITYSHELF	Notes
Depth from wall in closed position	3.5"	Including brackets
Depth from wall in open position	15.75"	Including brackets
Shelf weight capacity	120 lbs	
Shelf weight	10.5 lbs	
Shipping weight	13.5 lbs	





# upCentric Mobile Workstation



UP-MOBILE

Type

## upCentric Mobile Workstation



The upCentric Mobile Workstation is the perfect solution for people on the move. It allows for flexible movement around a work environment without sacrificing work space. The lockable twin wheel castors keeps the workstation secure when not in motion, and the sealed gas cylinder allows for quick, smooth transition from sitting to standing.

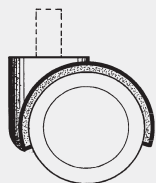
DESCRIPTION/MODEL	PRICE	
	<b>upCentric Mobile Workstation</b>	
upCentric Mobile Workstation	UP-MOBILE	536

## Specifications

Description	UP-MOBILE
Height range	30 3/8" - 42 3/16"
Work surface	28 1/8" - 18" (maximum point) and 28 1/8" - 16 3/4" (minimum point)
Weight capacity	88 lbs / 40 kg
Casters	50mm dual wheel nylon swivel casters with 2 front locking casters
Base	One piece cast base with sealed gas cylinder
Lift	Pneumatic cylinder with cable activation that has infinite locking

OPTIONS

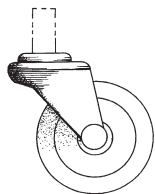
## Casters and Glides

**Dual Wheel Urethane Casters [UC]**

Designed for use on hard floor, tile, concrete, marble floors.

**Features**

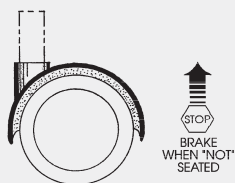
- 2" diameter caster with steel stem
- Nylon body
- Dual polyurethane wheels

**Single Wheel Urethane Casters [SWU]**

Designed for use on rough floor surfaces.

**Features**

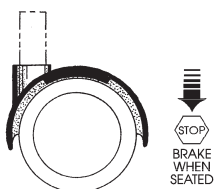
- 2.5" Caster with steel stem
- Steel body
- Single Urethane wheel

**Lock Off Urethane Casters [LOF]**

Ideal for use on tile floors. When the user's weight is off the chair, a brake is applied to prevent the chair from rolling away.

**Features**

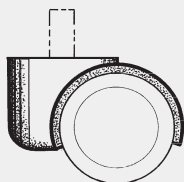
- 2.25" Caster with steel stem
- Nylon body
- Dual nylon wheels
- Brakes

**Lock On Urethane Casters [LON]**

Provides the stability of a glide and mobility of a caster. When the user's weight is on the chair, the wheels lock. With no weight on the chair, the caster unlocks and moves freely.

**Features**

- 2.25" caster with steel stem
- Nylon body
- Dual urethane wheels
- Brakes

**Urethane Stacker Casters [USC]**

Designed for use on hard floors including tile, concrete and marble

**Features**

- 1.5" diameter caster with nylon body
- Dual polyurethane wheels

**Glides**

Provide stability for use on commercial carpet and floors.

**Features**

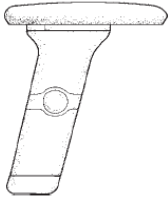
- 1 1/4" glides [1G]
- 2 1/4" glides [2G]

\*See chair specification pages for availability and pricing.

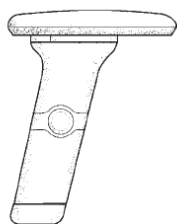
## Arms

ARM TYPE	CODE
Height Adjustable	TC, SATAOT, 3ATAOT, 4ATAOT
Height and Swivel Adjustable	TC360, SWVOT, SWVOTSH, 3SWVOT, 3SWVOTSH

## Height Adjustable Arms

	<b>4" Height Adjustable Arm [TC]*</b> <ul style="list-style-type: none"> <li>Cushioned Finger Tip Adjustment</li> <li>Solid ¼" thick spring steel frame, epoxy powder coated black</li> <li>Arms width adjustable 2" per arm</li> <li>Arm height adjustable from seat pan 5 ¾" - 9 ¾"</li> <li>Arm pad: Polyurethane PUSWV arm pad 5" w x 10 " l</li> </ul>	<b>CODE</b>	<b>PRICE</b>
		[TC] Polyurethane	320
	<b>Height &amp; Width Adjustable Arm [SATAOT]*</b> <ul style="list-style-type: none"> <li>Swing away turn dial height and width adjustable</li> <li>Solid ¼" thick steel frame, epoxy powder coated black</li> <li>Arms width adjustable 2" per arm</li> <li>Arm height adjustment from seat pan 6 ½' -10"</li> <li>Arm pad: Polyurethane oval tube arm cap 4 ½"w x 10 5/s"l</li> </ul>	<b>CODE</b>	<b>PRICE</b>
		[SATAOT]	338
	<b>4" Adjustable T-Arm [4ATAOT]*</b> <ul style="list-style-type: none"> <li>Finger tip adjustment</li> <li>Oval Tube polyurethane arm pad 4 ½" wide by 10 ⅝" long</li> <li>Solid ¼" thick spring steel frame, epoxy powder coated black</li> <li>Arm height adjustable from seat pan 6" to 10"</li> <li>2" Higher Arm option measures 8"-12"</li> <li>Arms width adjustable 2" per arm</li> </ul>	<b>CODE</b>	<b>PRICE</b>
		[4ATAOT]	267
	<b>3" Adjustable T-Arm [3ATAOT]*</b> <ul style="list-style-type: none"> <li>Finger tip adjustment</li> <li>Polyurethane arm pad 3 ½" wide by 10 1/4" long</li> <li>Optional Oval Tube Polyurethane Arm Pad 4 ½" wide by 10 ⅝" long</li> <li>Solid ¼" thick spring steel frame, epoxy powder coated black</li> <li>Arm height adjustable from seat pan 5.5" to 8.5"</li> <li>Arms width adjustable 2" per arm</li> </ul>	<b>CODE</b>	<b>PRICE</b>
		[3ATAOT]	175
		<b>OPTIONS</b>	
		[NDD] 2" Higher Arm	27

## Height and Swivel Adjustable Arms

**Height and Swivel Adjustable Arm [TC360]\***

- Cushioned Finger Tip Adjustment
- Proprietary swivel adjustment rotates 360°  
> When rotated 180° the forearm pad moves 2" forward
- Solid ¼" thick spring steel frame, epoxy powder coated black
- Arms width adjustable 2" per arm
- Arm height adjustable from seat pan 5 ¾" - 9 ¾"
- Arm pad: Polyurethane PUSWV arm pad 5" w x 10 " l

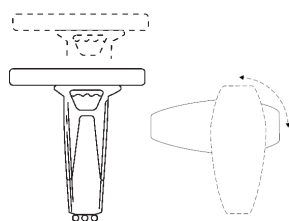
**CODE**

[TC360]

Polyurethane

**PRICE**

430

**Height and Adjustable Swivel Arm [SWVOT]\***

- Finger tip adjustment
- Proprietary swivel adjustment rotates 360°  
> When rotated 180° the forearm pad moves 2" forward
- Solid ¼" thick spring steel frame, epoxy powder coated black
- Arms width adjustable 2" per arm
- Arm height adjustable from seat pan 6 ¼"-10 ¼"
- Arm pad: Oval tube polyurethane 4 ¼" w x 10 ⅝" l  
when rotated 180° the arm ad moves 3" forward  
**[SWVOT]**
- Oval tube polyurethane short arm pad 4 ¼"w x 9"l  
when rotated 180° the arm ad moves 1 ½" forward  
**[SWVOTSH]**

**CODE**

[SWVOT]

Oval Tube  
Polyurethane**PRICE**

342

**OPTIONS**

[SWVOTSH]

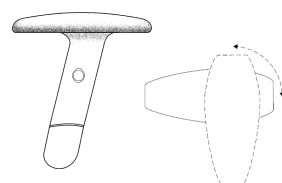
Oval Tube  
Polyurethane  
(short arm pad)

342

[NDD]

2" Higher Arm

27

**3" Adjustable Swivel Arm [3SWVOT]\***

- Finger tip height adjustment from seat pan 7.25" to 10.25"
- Solid ¼" thick spring steel frame, epoxy powder coated black
- Arms width adjustable 2" per arm
- Proprietary swivel adjustment rotates 360°  
> When rotated 180° the forearm pad moves 2" forward
- Oval Tube polyurethane arm pad 4 ½" wide by 10 ⅝" long  
**[3SWVOT]**
- Short Polyurethane arm pad option 4 ½" wide by 9" long:  
When rotated 180° the forearm pad moves 1 ½" forward  
**[3SWVOTSH]**

**CODE**

[3SWVOT]

Oval Tube  
Polyurethane**PRICE**

282

**OPTIONS**

[3SWVOTSH]

Oval Tube  
Polyurethane  
(short arm pad)

282

\*See chair specification pages for availability.

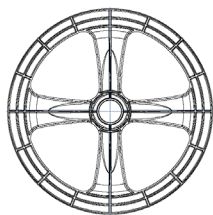
## Standard Arm Pad Options

	<p><b>Oval Tube Arm Pad [OT]</b></p> <ul style="list-style-type: none"> <li>• Polyurethane</li> <li>• 4 1/2" wide by 10 5/8" long</li> <li>• Short arm pad option: 4 1/2" wide by 9" long [OTSH]</li> <li>• Fits all adjustable and swivel adjustable arms</li> </ul>	<p><b>Oval Tube Arm Pad [OT]</b></p> <p>14</p> <p><b>Oval Tube Short Arm Pad [OTSH]</b></p> <p>14</p>
	<p><b>Oval Upholstered Arm Pad [OVAL]</b></p> <ul style="list-style-type: none"> <li>• Upholstered in Black Destiny, an engineered nytek leather match</li> <li>• 5" wide by 10" long</li> <li>• Fits all adjustable and swivel adjustable arms</li> </ul>	<p><b>Oval Upholstered Arm Pad [OVAL]</b></p> <p>47</p>

## IC Plus Arm Pad Option

	<p><b>Oval IC Plus Upholstered Arm Pad [OVALIC]</b></p> <ul style="list-style-type: none"> <li>• Upholstered in IC Plus (See page 18 for details on the IC Plus upholstery option.)</li> <li>• 5" wide by 10" long</li> <li>• Fits all adjustable and swivel adjustable arms</li> </ul>	<p><b>IC Plus Oval Upholstered Arm Pad [OVALIC]</b></p> <p>60</p>
--	---	---

## Height Adjustable Footring



## Height Adjustable Footring [20FR]

- 20" outside diameter
- 1.75" thick base
- 4 spoke aluminum frame
- 50mm hub with nylon insert
- Height adjustable

[20FR]

167

\*See chair specification pages for footring availability

## Controls



## APT Control [APT]

- Seat height adjustment
- Back pivot (small upholstered back or polyurethane back only)



## Standard Control [STD]

- Back height adjustment
- Back angle adjustment
- Seat height adjustment
- Back pivot (small upholstered back or polyurethane back only)



## 3 Lever Tilt Control [BAR]

- Back height adjustment
- Independent back angle
- Seat angle adjustment
- Seat height adjustment
- Back pivot (small upholstered back or polyurethane back only)
- 2.5" seat slider option (adds 1 1/2" to seat height)



## Multi Tilt 3 Lever Control

- Back height adjustment
- Back angle adjustment
- Seat angle adjustment
- Seat height adjustment
- Infinite lock free float
- 2.5" seat slider option (adds 1 1/2" to seat height)



## Tube Mechanism

- 1 Lever for Both Seat and Back Angle Adjustment
- Back Pivot
- Back Height Adjustment
- Seat Height



## Dedicated Task 2 Mechanism

- 1 Independent Back Angle Adjustment
- Seat Angle Adjustment
- Seat Height

\*See chair specification pages for control options.



## Guide to Product Changes

healthHcentric has made changes to the following products. Below is a cross reference guide for your convenience.

Category	Previous Name	Previous Part Number	New Name	New Part Number
<b>Stackable Seating</b>	<b>Stacker, Plastic with and without arms</b>	<b>STA-PLA-PLAS-NA STA-PLA-PLAS-WA</b>	<b>ecoCentric Stacker</b>	<b>ECO-STACKER ECO-STACKER-A</b>
Stackable Seating	Stacker, Upholstered, with and without arms	STA-UPH-STs-NA STA-UPH-STs-WA	iCentric Stacker	i-STACKER i-STACKER-A
<b>Guest Seating</b>	<b>Bariatric Guest 21", 24", 30"</b>	<b>GUE-UPH-BG21-WA GUE-UPH-BG24-WA GUE-UPH-BG30-WA</b>	<b>iCentric Guest</b>	<b>i-GUEST-21 i-GUEST-24 i-GUEST-30</b>
Stools	Medical Stool	STOOL-MED-C22	Industrial Spider Stool	IND SPIDER STOOL
<b>Stools</b>	<b>Medical Starbase Stool</b>	<b>STOOL-MED-STAR</b>	<b>Starbase Stool</b>	<b>STAR BASE</b>
<b>Lab Chairs</b>	<b>Laboratory C22</b>	<b>STOOL-LAB-C22</b>	<b>Saffron Lab C24</b>	<b>SAFF-MBR-DT-C24-PBCIF-UC</b>
Lab Chairs	Laboratory Polyurethane FR	STOOL-LAB-PU-FR	Ergo C Polyurethane	ERGO C 200 TILT FR UC
<b>Lab Chairs</b>	<b>Laboratory FR</b>	<b>STOOL-LAB-FR</b>	<b>Saffron Lab FR</b>	<b>SAFF-MBR-DT-FR-PBCIF-UC</b>
Nursing Station Chairs	Nursing Station	ERG-NUR-SB-SS ERG-NUR-LS-LB	Saffron Ratchet Mid Back Dedicated Task	SAF-MBR-DT2-PBCIF-UC

## Notes





ph: 1 866 438-3746 | 905 696-6800  
fx: 1 800 848-5190 | 905 696-0899  
sales@healthcentric.com



Made in Canada.

ergoCentric® and healthHcentric™ are registered trademarks of ergoCentric Inc.  
All other trademarks, registered trademarks and logos are the property of their respective owners.

Rev. 10/2021

