

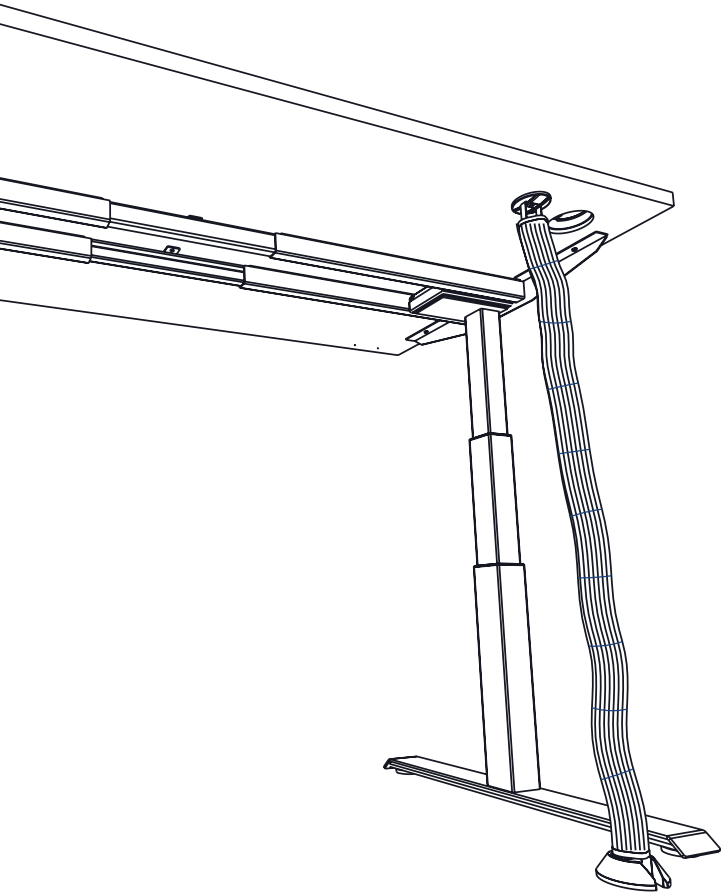
# UpCentric® Vertical Cable Sleeve

---

Assembly Instructions



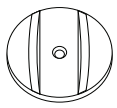
ergoCentric®



## Parts



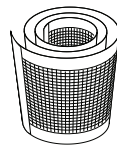
A x1



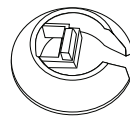
B x1



C x2



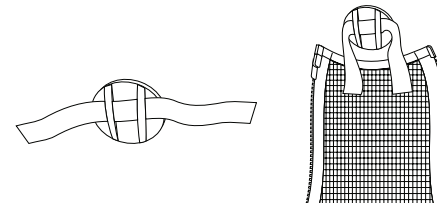
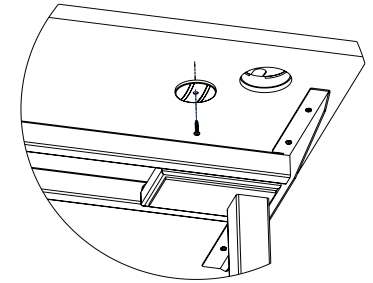
D x1



E x1

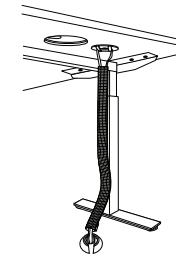
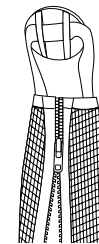
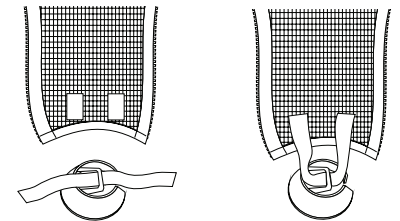
## Assembly Instructions

**Step 1:** Using the wood screw (A) provided, install attachment clip (B) to underside of table top in desired location.



**Step 2:** Insert Velcro strap (C) into the clip (B) with hooks facing the table top, then attach ends of Velcro strap to Velcro tabs on Top end of Mesh Sleeve (D) (where the zipper starts).

**Step 3:** Insert second Velcro strap (C) into the base (E) and attach ends to Velcro tabs on the Bottom end of the Mesh Sleeve (D).



**Step 4:** Bundel cables at the top of the Mesh Sleeve, wrap the Sleeve around cables and zip the zipper all the way down to conceal cables.

# ergoCentric®

ph: 1 866 GET ERGO (438-3746) | 905 696-6800

fx: 1 800 848-5190 | 905 696-0899

[service@ergocentric.com](mailto:service@ergocentric.com)

[ergocentric.com](http://ergocentric.com)