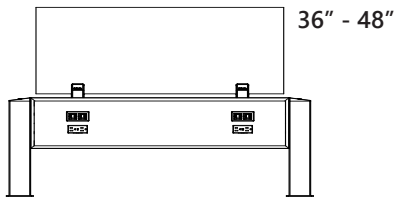


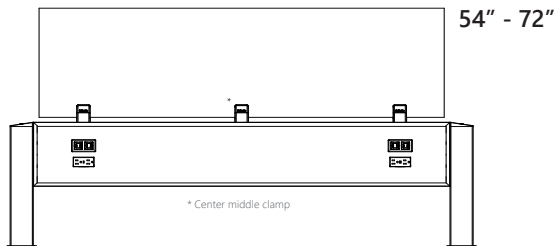
PDR Panel Bracket

Installation guide and template

ergoCentric[®]
The science of sitting™

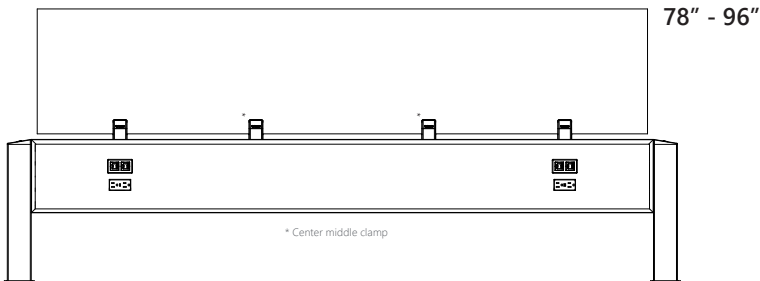


36" - 48"



54" - 72"

* Center middle clamp

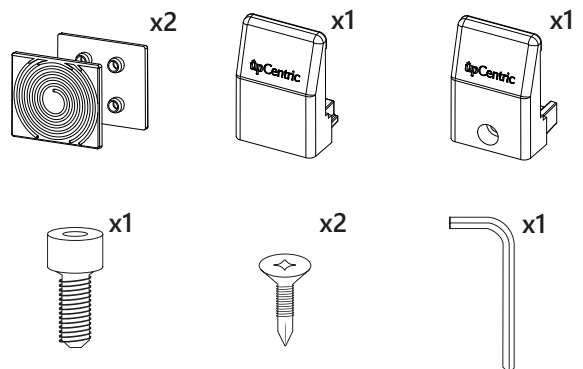


78" - 96"

* Center middle clamp

Required Tools:

- Drill
- Philips #2 Bit
- 1/16" Drill Bit



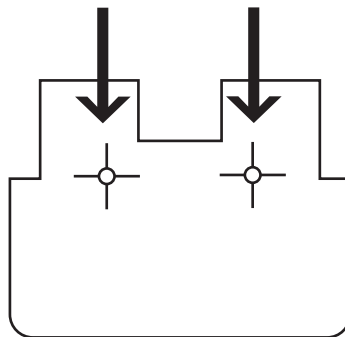
1. Use template to mark holes for Clamp Brackets
2. Drill 1/16" Pilot Holes

3. Install Clamp Bracket with Flat Head Screws
4. Close Clamp Bracket with Socket Screw

Fold here



Drill pilot holes here (1/16")



Fold here

